Mt. Olympus Improvement District

MT. OLYMPUS IMPROVEMENT DISTRICT
BOARD MEETING

AGENDA

TUESDAY, NOVEMBER 17, 2026
ADMINISTRATION BUILDING BOARD ROOM
4:00 P.M.



DISCUSSION AND APPROVAL ITEMS:

1. Welcome and Introductions
2. Public Comments / Questions *(3-minute limit)*
3. Minutes of Board Meeting – October 20, 2026
4. Financial Information
   - A. Review Mt. Olympus Payables and Disbursements
   - B. Review Central Valley Invoice
   - C. Review Financial Report
5. Central Valley Report – Ami Neff
   - A. Entity Manager's Meeting Report
6. Discussion and Possible Award of the MOID Wastewater Collection System Master Plan, Impact Fee Facilities Plan, Impact Fee Analysis, and Rate Study
7. Manager's Report
   - A. Personnel Review
   - B. Operations Report
     1. Sewer Line from A27-23 to A27-22
   - C. Capital Projects Update
8. View State Privacy Awareness Training Video
9. Information Items (No Action Required)
   - A. District Activity Reports
   - B. Central Valley Flow & Load Report
   - C. Utah Public Treasurer's Pool Yield
   - D. Annual Granite School District Billing for Sewer Fees
10. Adjourn Board Meeting
11. **6:00 p.m. Open Public Budget and Fee Increase Hearing**
    - A. Discussion of Financial Model and Explanation of Need for Proposed Fee Increase
    - B. Discussion of Proposed Fee Increases
    - C. Discussion of New and Proposed Miscellaneous Operating Fees and Increases
    - D. Discussion of Tentative 2027 Budget
    - E. Public Comment

IN COMPLIANCE WITH THE AMERICANS WITH DISABILITIES ACT, INDIVIDUALS NEEDING SPECIAL ACCOMMODATIONS (INCLUDING AUXILIARY COMMUNICATIVE AIDS AND SERVICES) DURING THIS MEETING SHOULD NOTIFY GILES E. DEMKE, GENERAL MANAGER, AT LEAST 24 HOURS PRIOR TO THE MEETING.

MT. OLYMPUS IMPROVEMENT DISTRICT
BOARD MEETING MINUTES

TUESDAY, OCTOBER 20, 2026
ADMINISTRATION BUILDING BOARD ROOM
3:00 P.M.

1. Welcome and Introductions
2. Public Comments / Questions *(3-minute limit)*
3. Minutes of Board Meeting – September 15, 2026, and Emergency Board Meeting – September 25, 2026
4. Financial Information
   - A. Review Mt. Olympus Payables and Disbursements
   - B. Review Central Valley Invoice
   - C. Review Financial Report
   - D. Update on Sale of Surplus Property
5. Central Valley Report – Ami Neff
   - A. Entity Manager's Meeting Report – Giles Demke
6. Review and Possible Approval of Health Insurance Renewal
7. Review and Possible Approval of 2027 Tentative Budget
   - A. Proposed Fees and Charges for 2027
   - B. Proposed COLA for 2027
   - C. Review Waterworth Budget Model
   - D. FTE Discussion
   - E. Comments on Proposed Rate Increase
8. Set Date, Time, and Place for Public Hearing for the 2027 Budget and Fee Increase and Order Notice of Public Hearing
9. Manager's Report
   - A. Personnel Review
   - B. Operations Report
   - C. Capital Projects Update
10. Possible Closed Session to Discuss the Character, Professional Competence, or Physical or Mental Health of an Individual.
11. Information Items
    - A. District Activity Reports
    - B. Central Valley Flow & Load Report
    - C. Utah Public Treasurer's Pool Yield
    - D. Annual Granite School District Billing for Sewer Fees

3932 South 500 East Salt Lake City, Utah 84107 (801) 262-2904

PRESENT:

Ami Neff, Board Chair
Michele Rivera, Trustee
Sean McKelvie, Trustee
Giles E. Demke, General Manager
Stephen Rohwer, Assistant General Manager/CFO
Trevor Eppich, Controller
Dean Ayala, District Engineer
Zack Stevens, Operations Manager
Tammy Gonzales, Executive Secretary/District Clerk
Misty Burke, Account Specialist

GUESTS:

No guests present

PRESIDING:

Ami Neff, Board Chair

1. Welcome and Introductions:

No members of the public were in attendance.

2. Public Comments / Questions:

There were no comments or questions from the public.

3. Minutes of Board Meetings – September 15, 2026:

Motion to approve the September 15, 2026, Board Meeting minutes, as written, was made by Trustee Rivera and seconded by Trustee McKelvie. The motion was approved by unanimous vote.

Votes: Sean McKelvie – yes
Michele Rivera – yes
Ami Neff – yes

Motion to approve the September 25, 2026, Emergency Board Meeting minutes, as written, was made by Trustee Rivera and seconded by Trustee Neff. Trustee McKelvie abstained from voting as he was not in attendance. The motion was approved by Majority vote.

Votes: Sean McKelvie – abstained
Michele Rivera – yes
Ami Neff – yes

4. Financial Information:

A. Review Mt. Olympus Payables and Disbursements:

Assistant GM Rohwer discussed the September cash distribution reports and went over the check registers in detail. Assistant GM Rohwer stated that the categories and payables are very consistent from month to month.

After review and discussion, a motion to approve the September 2026 Mt. Olympus Payables and Disbursements was made by Trustee Rivera and seconded by Trustee McKelvie. The motion was approved by unanimous vote.

Votes: Michele Rivera – yes
Sean McKelvie – yes
Ami Neff – yes

B. Review Central Valley (CV) Invoice(s):

Assistant GM Rohwer gave a breakdown of the September 2026 CV Invoice.

After review and discussion, a motion to approve the CV Invoice for September 2026 for $1,115,396.78 was made by Trustee Rivera and seconded by Trustee McKelvie. The motion was approved by unanimous vote.

Votes: Michele Rivera – yes
Sean McKelvie – yes
Ami Neff – yes

C. Review Financial Report:

Assistant GM Rohwer stated that at the end of September, the District had $25.6 million in reserves, which was an increase of $213k from the prior period. Current assets increased by $405k due to an increase in cash and receivables. The District's current liabilities increased by $785k, due to unearned sewer fees (billing for two months). Operational revenues were at 65.1% of the targeted 75%. Operational expenses are at 59.8% of the targeted 75%.

After review and discussion, the Financial Report was accepted for filing by the Board Members.

D. Update on Sale of Surplus Property:

GM Demke stated that we have four pieces of equipment that we are trying to sell.

1. On September 29, 2026, Assistant GM Rohwer sent out an email regarding the auction for the 2021 Western Star Recycler. As you may recall, at the August board meeting, the Board established a target sale price of $250,000. However, given current market conditions and the circumstances surrounding the asset, Management believes the Board should consider accepting the high bid of $150,000. After review and consideration, it was ultimately decided that we would sell the Recycler for the high bid of $150,000.
2. The 2021 Ford F-150 was sold for $29,000 (budgeted at $22,000).
3. The 2018 Ford F-150 has been advertised, with no bids or offers yet.
4. The 2017 Freightliner Vac Con, Hydro-Jetter was posted on our website for sale. No offers or bids received. We will post it on "govdeals.com" for auction.

GM Demke stated that, based on internal discussions and the current issues with selling equipment, resale values will not be added to future budgets. If equipment is sold, the board will be made aware, and the funds will be added to the budget as part of our process for "opening the budget". GM Demke also stated that we will be asking for a "trade-in" value when we replace an existing piece of equipment. If no trade-in value is given, we can proceed to sell the equipment.

5. Central Valley (CV) Report – Trustee Neff:

- Board Meeting:
  - ***Budget Hearing –*** CV had a public hearing for the tentative 2027 budget on October 14, 2026, at 6:00 p.m. CV's board has adopted the tentative 2027 budget.
  - ***Golf Course –*** The board has approved a new lease agreement with the golf course.
  - ***Effluent Limits –*** The effluent limits look really good with the new processes coming online. The annual phosphorus limit will start in January 2027.
  - ***COLA –*** The formula for calculating COLA for CV was put in place a couple of years ago. The policy states that it uses a three-year rolling average. COLA for 2027 is 2.87 percent.
  - ***Electricians –*** Two CV electricians have left for jobs at data center construction sites. To possibly help prevent further exits, the Board approved a $2.00 increase per hour for electricians effective immediately. CV management is offering overtime and bonuses to the electricians to help in decreasing outside electrical contractor work.
  - ***Temple Road Property –*** CV has sold the Temple Road property for $16 million.

A. Entity Manager's Meeting Report – Giles Demke:

- Finance and Policies:
  - CV's Updated 2027 Tentative Budget

Items	2026	2027	% Change
Expenses			
Wages & Benefits	$ 17,900,451.00	$ 19,296,544.00	7.80%
Operations	$ 1,590,637.00	$ 1,700,910.00	6.93%
Contact Services	$ 2,207,517.00	$ 2,412,938.00	9.31%
Utilities	$ 2,493,440.00	$ 2,609,028.00	4.64%
Chemicals	$ 1,210,688.00	$ 1,199,930.00	-0.89%
Maintenance	$ 4,709,418.00	$ 5,266,083.00	11.82%
Insurance	$ 1,262,100.00	$ 1,319,500.00	4.55%
Contingency	$ 400,000.00	$ 400,000.00	0.00%
Total	**$ 31,774,251.00**	**$ 34,204,933.00**	**7.65%**
Bonds & Capital			
Debt Service	$ 26,332,000.00	$ 25,951,855.00	-1.44%
Capital	$ 58,976,750.00	$ 38,315,000.00	-35.03%
Total	**$ 85,308,750.00**	**$ 64,266,885.00**	**-24.67%**
Total Budget	**$ 117,083,001.00**	**$ 98,471,818.00**	**-15.90%**

  - Staffing:
    - 2.87% COLA, 2.0% merit, 0.89% career ladder, 0.83% wage survey adjustments
    - 2 additional truck drivers (Biosolids)
    - 1 additional mechanic
    - 0.5 additional janitor (already have 3 part-time positions)
    - Five possible retirements
    - Health insurance: 4.38% (PEHP). No employee premium participation.
  - 2027 Budget Public hearing on October 14th @ 6:00pm
  - The Board Compensation policy has been updated:
    - Board compensation is proposed to be adjusted to $7,500 per board member in 2027; this is the first adjustment to board compensation since 1986.
    - Must be approved for entity members serving on CV's board at the entity level (regular board meeting item).
  - EPA has denied the grant funds for the Blower Project. Did not meet BABA requirements. The funds may be eligible for the Thermophilic Digester Coating Project.
  - Biosolids:
    - The WFWQC council members toured Engin Ranch on October 5th. Approximately 25 people were in attendance.
    - Could be a 30-year contract.
    - MG Heck is working on an MOU and contract language.
  - Regulatory:
    - Proposed 2027 Bill – Wastewater Treatment Security Amendments (Cyber Security, ERP and notification requirements).
    - Applies to POTW's 1.0 mdg and greater
  - Project Updates/Asset Management:
    - Steam Converter; approval at October Board meeting.

- RSS Standby Diesel Generator Replacement; approval at the October Board meeting.

6. <u>Review and Possible Approval of Health Insurance Renewal:</u>

The District has received its Health Insurance Renewal from PEHP (current provider). The medical portion increased 6.4 percent. The dental portion increased 0.7 percent. The actual increase to the budget for benefits will be 5.1 percent. Assistant GM Rohwer stated that the employees contribute based on the plan they are on. Single - $30.00, Double - $60.00, and Family $100.00. This is a monthly contribution. Assistant GM Rohwer stated that three of the seven entities that make up CV have employees contribute to health insurance. CV employees do not contribute to their health insurance.

After review and discussion, a motion to approve the renewal of the PEHP Health Plan as presented for 2027 with the stated increases was made by Trustee McKelvie and seconded by Trustee Rivera. The motion was approved by unanimous vote.

Votes:	Sean McKelvie	–	yes
	Michele Rivera	–	yes
	Ami Neff	–	yes

7. Review and Possible Approval of 2027 Tentative Budget:

A. Proposed Fees and Charges for 2027:

The following table shows proposed increases in Rates and Fees in "green" and new RATES and Fees in "red":

MT OLYMPUS IMPROVEMENT DISTRICT

Consolidated Rates and Fees Schedule for 2027

The following rates are proposed
Fees in "GREEN" have increased. New fees are in "RED"

Sewage Collection Fee	2024	2025	2026	2027
Current Residential (RE) Rate per Month	$ 25.00	$ 27.00	$ 30.00	$ 32.00

Engineering Fees	2024	2025	2026	2026
Planning Review Fee Single Family Residence	$ -	$ -	$ 100.00	$ 100.00
Planning Review Fee All Others (Commercial, Industrial, Multi-family)	$ -	$ -	$ 250.00	$ 250.00
Engineering Fee	3%+$100	3%+$100	3%+$100	4%+$100
Inspection Fee	$ 50.00	$ 50.00	$ 50.00	$ 75.00
Nose-On Connection	$ 250.00	$ 250.00	$ 350.00	$ 450.00
New Connection	$ 758.00	$ 758.00	$ 758.00	$ 758.00
Property with additional Living Unit (ADU, Guest home, etc.)	$ -	$ -	+1 RE& 1 Cap Fee	+1 RE & 1 Cap Fee
Blue Stakes Truck & Driver (hourly) *	$ 110.00	$ 110.00	$ 110.00	$ 110.00
Inspection Truck & Driver (hourly) *	$ 150.00	$ 150.00	$ 150.00	$ 150.00
Engineer Truck & Driver (hourly) *	$ 165.00	$ 165.00	$ 165.00	$ 165.00

** Overtime / After-hours rates will be charged at 1.5 times the listed rate.*

Lines Cleaning & Repair Fees	2024	2025	2026	2027
Jet Rodder Truck & 2 Men (hourly)	$ 160.00	$ 160.00	$ 160.00	$ 165.00
TV Van and 2 Men (+1.75/ft) (hourly)	$ 165.00	$ 165.00	$ 165.00	$ 170.00
Vacuum Truck & 2 Men (hourly)	$ 170.00	$ 170.00	$ 170.00	$ 175.00
Rodder Truck & 2 Men (hourly)	$ 150.00	$ 150.00	$ 150.00	$ 155.00
Operations Supervisor & Truck (hourly)	$ 145.00	$ 145.00	$ 145.00	$ 150.00
Dump Truck & Operator (hourly)	$ 120.00	$ 120.00	$ 120.00	$ 125.00
Operations Manager & Pickup (hourly)	$ 165.00	$ 165.00	$ 165.00	$ 170.00
Water Truck & Operator (hourly)	$ 125.00	$ 125.00	$ 125.00	$ 130.00
Flat Bed Crane Truck & 2 Operators (hourly)	$ 150.00	$ 150.00	$ 150.00	$ 155.00
Permaliner Trailer and 2 Operators (hourly)	$ 150.00	$ 150.00	$ 150.00	$ 155.00
Trash Pumps (hourly)	$ 50.00	$ 50.00	$ 50.00	$ 55.00

Overtime / After-hours rates will be charged at 1.5 times the listed rates listed above.

Administration Fees	2024	2025	2026	2027
Refund Request Fee	$ -	$ -	$ 20.00	$ 20.00
Return Check Fee	$ 20.00	$ 20.00	$ 20.00	$ 20.00
Statement Fee	$ -	$ -	$ -	$ 1.00
Grama Request Copies	$ 0.15	$ 0.15	$ 0.15	$ 0.20
Parcel Address Change Fee	$ -	$ -	$ -	$ 50.00

All other posted fees and rates will remain unchanged for 2027. At the request of staff, the Board removed the “Statement Fee”. The Board also recommended increasing the fee for “Parcel Address Changes” from $50.00 to $100.00

The Board was provided a copy of the proposed 2027 Tentative Budget for $26,131,917.

Detailed budget worksheets for each department were presented to the Board. Budget summary and highlights are outlined below:

2027 Executive Budget Summary

Revenues

Total Operating Revenue for 2027 is projected at $26,131,917, representing a healthy increase of $1,597,543 (+6.51%) over the 2026 Amended Budget ($24,534,374). Sewer Fees are the primary driver, set to rise by $1,603,728 (+7.6% or $2/RE) to $22,624,128, reflecting rate adjustments and ongoing service demand.

Tax Revenues remain stable for 2027 at $3,311,329, with a slight increase from Delinquent Tax Collections of $1,675 (+2.7%). The remaining fees remained flat, except for Engineering and Planning Review fees, which were adjusted to better align with 2026 expectations. Total Contributions (Capacity Fees) remain unchanged at $151,600.

Operating Expenses

Operating expenses for 2027 are budgeted at $16,447,299, marking a $1,203,916 (+7.90%) increase over 2026. This growth is driven by rising costs across district departments, with labor as a key factor, along with sewage treatment costs at CVWRF.

The largest operational expenditure remains the Central Valley Water Reclamation Facility, rising $657,646 (+8.0%) to $8,862,414 to support ongoing operational commitments. **Administration** costs are projected to grow by $373,453 (+15.4%), largely due to an 11% increase in salaries and benefits to $1,276,185, with 1 FTE position transferred from the lines department to administration. 2027 is an election year with $150,000 added to the administration budget. **Sewer Lines** expenses increased moderately by $98,824 (+2.9%) to $3,450,368, driven primarily by a 5% increase in salary and benefits and the need to replace the confined space retrieval system. **Engineering & Inspections** expenses increased to $1,037,564 (+5.6%), with salary and wages accounting for 5% of that increase, and **Information Technology** increased to $306,031 (+6.7%), with computer software & licensing up 29% and salary and benefits up 3%. Despite these cost increases, the District maintains a strong core operational margin, yielding an **Operating Gain** of $9,684,618—up $393,628 (+4.24%) from 2026.

Non-Operating Income & Expenses

The non-operating budget reflects a major financing event for the district in 2027. Total Non-Operating Income surges to $13,750,000 (up from $750,000), driven almost entirely by $13,000,000 in expected Bond Proceeds earmarked for the I-15/Union Pacific/UTA infrastructure project. Investment yield remains solid, with Interest Income holding steady at $750,000.

On the expense side, **Non-Operating Costs** total $3,249,282, up $373,322 (+12.98%). This rise is driven by debt service obligations, specifically Interest Expense on Bonds reaching $3,246,531, alongside routine Trust and Paying Agent Fees of $2,751. Driven by the bond influx, the District's overall Net Gain for 2027 increases substantially to $20,185,336, up $13,020,306.

Capital Outlay

Capital Outlay grows significantly in 2027 to address our critical collection system infrastructure. Total Capital Outlay is budgeted at $17,833,172, representing an $8,146,265 (+84.10%) increase over 2026 ($9,686,907).

This plan allocates $11,883,969 for the I-15/Union Pacific/UTA main line addition (Trunkline A). The plan expands capacity and allows the District to rehabilitate critical system mainlines. Other district capital purchases include replacing a 2014 F350 TV Van and equipping the truck with digital equipment estimated at $860,000 and replacing 2 pickup trucks for a net cost of $81,000.

Capital funding to the Central Valley Water Reclamation Facility continues, with $4,963,000 going toward PayGo (depreciated assets) and bond repayment.

Reserves

After accounting for all operational revenues and expenses, along with debt and capital outlays, the 2027 budget results in a net Addition to Reserves of $2,503,765.

B. Proposed COLA for 2027:

Management is proposing a 3.40% COLA increase in wages and a possible 2.00% maximum merit increase based on employee performance.

C. Review Waterworth Budget Model:

GM Demke gave a breakdown of the Budget Model and discussed the findings in detail. He showed the difference between a $2.00 per month increase as opposed to a $1.00 per month increase.

D. FTE Discussion:

A portion of this was discussed in the closed meeting pertaining to the character, professional competence, or physical or mental health of an individual. Management is proposing to shift an FTE from the Lines Department to the Administration Department. Management is not requesting an additional FTE, just relocating staff. As this is an administrative task and no additional budget is being requested for 2026, no motion is required.

E. Comments on Proposed Rate Increase:

After review and discussion, a motion to approve the 2027 tentative budget and fees, including a $2.00 per RE increase, a 3.40% COLA, and a 2% maximum merit increase based on performance, was made by Trustee McKelvie and seconded by Trustee Rivera. The motion was approved by unanimous vote.

Votes: Sean McKelvie – yes
Michele Rivera – yes
Ami Neff – yes

8. Set Date, Time, and Place for Public Hearing for the 2027 Budget and Fee Increase and Order Notice of Public Hearing:

A motion was made by Trustee Rivera to set the date, time, and place for the Public Hearing regarding the proposed 2027 budget and fees. The Public Hearing will be on November 17, 2026, at 6:00 p.m. at the District office located at 3932 South 500 East, Millcreek, UT 84109. Also included in the motion as the order to post the Public Notice of the Hearing as required by Utah code. The motion was seconded by Trustee McKelvie. The motion was approved by unanimous vote.

Votes: Michele Rivera – yes
Sean McKelvie – yes
Ami Neff – yes

9. Manager's Report:

A. Personnel Review:

GM Demke reported that we have one employee with an anniversary date in October:

- Kye Cleverly – 3 years

B. Operations Report:

4252 S Highland Dr – Walk-in Plat Signature Request

Email from Engineer Ayala:

Giles,

I wanted to quickly update you on a walk-in interaction I just had regarding the property at 4252 S Highland Dr. A gentleman came in asking us to sign a plat for the property, but I was unable to sign it today due to a couple of missing requirements:

1. *Prior Plan Review: They have not yet submitted plans to us for review. We need to complete our plan review process before we can sign off on any plat.*
2. *Missing Easements: An existing District easement on the property is not currently shown on the plat. All District easements must be clearly reflected on any plat before approval.*
   I informed him that once they submit the plans for review and update the plat to display all District easements, we will be happy to move forward with the sign-off. He was unhappy that we could not sign or approve the plat today.
   I've attached a figure of the property location showing our existing sewer mains for reference. Let me know if you have any questions or need further details.

Dean

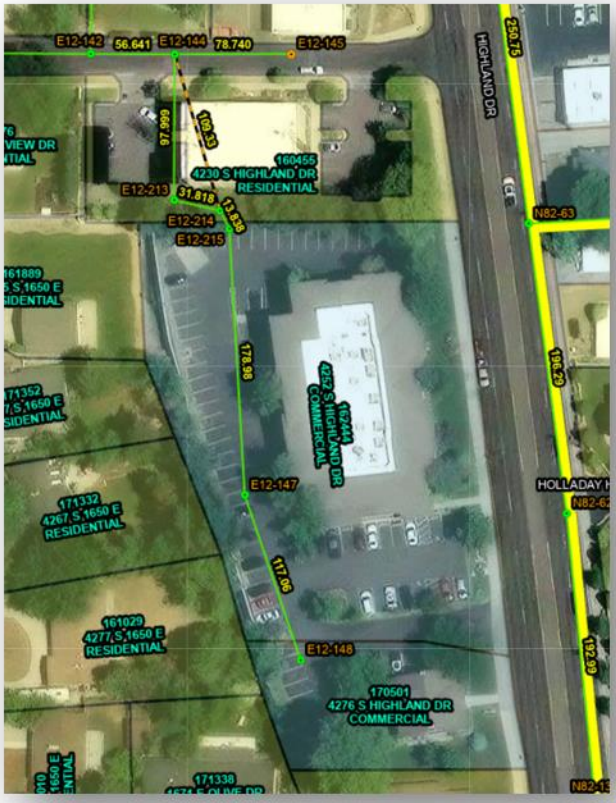

Figure 1 Property @ 4252 S. Highland Dr.showing existing District sewer mains

GM Demke stated that we are receiving more requests to approve plats prior to them being completed and ready for signatures. There are requirements listed in the District's Standards and Specifications that outline what a "developer" is required to submit. The District will not sign an incomplete document.

C. Capital Projects Update:

2026 Lining Project

- Contractor: Insituform
- Approximately 50% complete
- Contract Completion Date: 10/31/26
- Lining 35 pipe segments
- Issues:
  - Customer notifications:
    - Received a call from Shirin Cannon at 3985 Lares Way on Oct. 10th complaining about lack of notification.
  - Installation issues:
    - Found issues with reinstating laterals.
  - Home backup – Oct 10th
    - Backed up a home at 1495 E 3010 S.
    - The contractor missed reinstating the lateral.
    - Insituform has contacted the owner for remediation.

- Home(s) backup – Oct 13th
  - Backed up three homes
  - The contractor had issues with the bypass pumps
  - Insituform has contacted the owner for remediation.
- 2026 Sewer Excavation Point Repair Project
  - Contractor: Cliff Johnson Excavation
  - Work has been completed
  - Contract completion date: 10/31/26
  - Repairing 10 pipe segments
- Trunkline A
  - Contractor: Archer-Western
  - Property Acquisition:
    - Property mediation meeting with the Russells on Oct 7th
      - The Russells have asked for a second property appraisal. (The District will need to cover the cost per Utah code).
      - Next meeting on Nov 7th.
    - Offer letter will be sent to Reiner this week.
  - The contract has been reviewed by our attorney, and comments have been sent back to A-W for review.
  - Geotech work has been completed on the UPRR property.
  - Project completion is currently scheduled for the end of the 1st quarter of 2028.

10. Closed Session to Discuss the Character, Professional Competence, or Physical or Mental Health of an Individual:

A motion to move into a closed session to discuss the character, professional competence, or physical or mental health of an individual was made by Trustee McKelvie and seconded by Trustee Rivera. The motion was approved by unanimous vote.

Votes:	Sean McKelvie	–	yes
	Michele Rivera	–	yes
	Ami Neff	–	yes

Trustee Neff stated we are back in open session.

11. Information Items (No Action Required)

A. DISTRICT ACTIVITY REPORTS

Copies of the District's activity reports were provided for Board review.

B. CENTRAL VALLEY FLOW & LOAD REPORT

Information on the flow and loadings for September was provided for Board review.

C. UTAH PUBLIC TREASURER'S POOL YIELD

The Utah Public Treasurer's Pool Yield for September 2026 was 3.97%.

D. ANNUAL GRANITE SCHOOL DISTRICT BILLING FOR SEWER FEES

This item is tabled until next month, as the information from Granite School District was not received in time for the meeting.

There being no further information to come before the Board, a motion to adjourn was made by Trustee McKelvie and seconded by Trustee Rivera. The motion was approved by unanimous vote.

Votes:	Sean McKelvie	–	yes
	Michele Rivera	–	yes
	Ami Neff	–	yes

The meeting was adjourned at 4:55 p.m.

_____
Ami Neff, Board Chair

Mt Olympus Improvement District

Monthly Cash Distribution Report

For the Month of October 2026

Checking Account Disbursements

Date	Descripton	Check Sequence		Disbursement Amount
10/20/2026	Accounts Payable - MACU	50460-50493	$	270,604.18
10/27/2026	Accounts Payable - MACU	4 voided cks	$	(4,791.68)
10/28/2026	Accounts Payable - MACU	50494-50511	$	41,409.63
		Sub-total	$	307,222.13

Electronic Payment Disbursements

Date	Description	Journal Entry / Ref #		Disbursement Amount
10/5/2026	XPRESS BILL PAY	JV1001	$	10,212.05
10/7/2026	AMERICAN EXPRESS-MERCH	JV1002	$	2,732.61
10/5/2026	PAYMENTECH MERCH	JV1003	$	13,918.93
10/21/2026	ZIONS BANK	JV1016	$	302.52
10/4/2026	Payroll	1058423-1058449	$	65,739.57
10/4/2026	Utah Retirement Systems	JV1008	$	23,134.08
10/4/2026	EFTPS (taxes)	JV1009	$	24,542.34
10/4/2026	Health Equity (HDSA)	JV1010	$	3,338.86
10/20/2026	CVWRF	JV1012	$	1,115,396.78
10/18/2026	Payroll	1058450-1058476	$	66,314.20
10/18/2026	Utah Retirement Systems	JV1033	$	23,511.58
10/18/2026	EFTPS (taxes)	JV1034	$	24,845.12
10/18/2026	Health Equity (HDSA)	JV1035	$	3,338.86
10/12/2026	AMEX CC PMT	JV1015	$	534.89
10/6/2026	PEHP MEDICAL PREM	JV1005	$	47,147.80
10/10/2026	PEHP (LIFE & AD&D)	JV1006	$	1,554.81
10/15/2026	PEHP MEDICARE PREMIUM	JV1007	$	935.56
10/12/2026	Rocky Mnt Power (1)	JV1025	$	1,827.06
10/13/2026	Rocky Mnt Power (3)	JV1026	$	11.93
10/14/2026	Rocky Mnt Power (5)	JV1027	$	90.82
10/12/2026	MACU CC Transactions	JV1019-JV1023	$	8,260.15
			$	1,437,690.52

	Funds Transferred			Amount
10/7/2026	Transfer from Checking to PTIF	JV1011	$	1,200,000.00
10/28/2026	CAPACITY FEES - OCT	JV1040	$	838.00
		Sub-total	$	1,200,838.00
		Total Disbursement	**$**	**2,945,750.65**

Report Criteria:
Report type: Summary

GL Period	Check Issue Date	Check Number	Vendor Number	Payee	Invoice Number	Invoice Seq	Invoice GL Account	Discount Taken	Check Amount	
10/26	10/27/2026	50441	11640	CINTAS CORPORATION	Multiple	2	4140	.00	1,180.32-	V
10/26	10/27/2026	50444	13180	GREENE INC CONCRETE CUTTING	671004	1	4085	.00	1,050.00-	V
10/26	10/27/2026	50445	13670	HOSE & RUBBER SUPPLY INC	02247491	3	4164	.00	2,423.16-	V
10/26	10/27/2026	50455	17570	THE SALT LAKE TRIBUNE INC	2026CI-1798	1	4506	.00	138.20-	V
10/26	10/20/2026	50460	10190	ACE DISPOSAL INC	1529053	1	4485	.00	122.49	
10/26	10/20/2026	50461	10460	APELLO	111317-01 O	1	4170	.00	117.85	
10/26	10/20/2026	50462	10560	AT&T	2873401086	3	4635	.00	656.21	
10/26	10/20/2026	50463	10980	BLUE STAKES OF UTAH INC	UT20260254	1	4680	.00	1,455.00	
10/26	10/20/2026	50464	11440	CASELLE INC.	01012026	1	4567	.00	2,114.00	
10/26	10/20/2026	50465	11540	CERTIFIED SHRED	200004	1	4502	.00	84.00	
10/26	10/20/2026	50466	11640	CINTAS CORPORATION	Multiple	2	4140	.00	1,725.94	
10/26	10/20/2026	50467	11700	CLIFF JOHNSON EXCAVATING INC.	29135	1	4085	.00	220,893.00	
10/26	10/20/2026	50468	11990	D AND L SUPPLY CO INC	0000201727	1	4085	.00	168.00	
10/26	10/20/2026	50469	18716	DEAN L JENKINS PLUMBING & HEA	00045858	1	4486	.00	75.00	
10/26	10/20/2026	50470	12130	DEMKE, GILES	10012026	2	4470	.00	725.00	
10/26	10/20/2026	50471	18812	DESWERT, DEVIN	10052026	1	1175	.00	70.00	
10/26	10/20/2026	50472	12230	DOMINION ENERGY/ENBRIDGE GA	10152026	2	4529	.00	76.31	
10/26	10/20/2026	50473	12315	DUKE'S ROOT CONTROL INC	45224	1	4085	.00	13,707.48	
10/26	10/20/2026	50474	12530	EPPICH, TREVOR	Multiple	1	4430	.00	720.98	
10/26	10/20/2026	50475	12640	FABIAN VANCOTT	440921	1	4425	.00	4,775.00	
10/26	10/20/2026	50476	12830	FISH WINDOW CLEANING	2857-83823	1	4485	.00	700.00	
10/26	10/20/2026	50477	13050	GENUINE NAPA PARTS COMPANY -	Multiple	1	4161	.00	1,569.54	
10/26	10/20/2026	50478	13230	GS TRACKME LLC	53885	18	4520	.00	720.00	
10/26	10/20/2026	50479	13470	HARRIS MNT WEST LLC	SR00013180	1	4485	.00	156.00	
10/26	10/20/2026	50480	13670	HOSE & RUBBER SUPPLY INC	02255571	1	4162	.00	63.32	
10/26	10/20/2026	50481	14000	JORDAN VALLEY WATER	Multiple	1	4085	.00	4,046.74	
10/26	10/20/2026	50482	18811	LANDSCAPE WORKSHOP, LLC	10650-38973	1	4486	.00	1,469.38	
10/26	10/20/2026	50483	16020	PREMIER TRUCK GROUP	775872346	1	4166	.00	16.95	
10/26	10/20/2026	50484	16030	PREMIER VEHICLE INSTALLATION I	51663	1	4168	.00	250.00	
10/26	10/20/2026	50485	16130	PURCELL TIRE & RUBBER CO	280157528	1	4162	.00	86.40	
10/26	10/20/2026	50486	16510	ROHWER, STEPHEN	10012026	1	4470	.00	500.00	
10/26	10/20/2026	50487	17100	South Salt Lake City	Multiple	1	4528	.00	12.00	
10/26	10/20/2026	50488	17350	STONE, DARREN	10012026	1	4235	.00	125.00	
10/26	10/20/2026	50489	17500	TEN POINT SALES	261955	1	4085	.00	3,557.42	
10/26	10/20/2026	50490	17530	THE DATA CENTER	72766	1	4503	.00	6,105.67	
10/26	10/20/2026	50491	17970	UTAH LOCAL GOVERNMENTS TRU	1629312	1	2035	.00	1,159.73	
10/26	10/20/2026	50492	18130	VERIZON WIRELESS	6154778162	2	4635	.00	310.11	
10/26	10/20/2026	50493	18722	WHIRLYGIG INC	4706	1	4085	.00	2,269.66	
10/26	10/28/2026	50494	11440	CASELLE INC.	10272026	1	4430	.00	1,050.00	
10/26	10/28/2026	50495	11640	CINTAS CORPORATION	Multiple	2	4140	.00	1,341.36	
10/26	10/28/2026	50496	11990	D AND L SUPPLY CO INC	0000202818	1	4085	.00	10,137.00	
10/26	10/28/2026	50497	12470	EMPLOYERS COUNCIL	1002615082	1	4430	.00	265.00	
10/26	10/28/2026	50498	13050	GENUINE NAPA PARTS COMPANY -	Multiple	1	4159	.00	177.68	
10/26	10/28/2026	50499	13160	GREEN GROUNDS LAWN & PEST	190801	1	4486	.00	149.97	
10/26	10/28/2026	50500	13180	GREENE INC CONCRETE CUTTING	Multiple	1	4085	.00	1,062.00	
10/26	10/28/2026	50501	13670	HOSE & RUBBER SUPPLY INC	Multiple	1	4168	.00	2,429.67	
10/26	10/28/2026	50502	13890	JAN PRO of UTAH	365808	1	4485	.00	1,594.51	
10/26	10/28/2026	50503	15180	MOUNTAINLAND SUPPLY CO	S108236731.	1	4085	.00	7,310.77	
10/26	10/28/2026	50504	18733	NORTH WEST PIPE COMPANY, GEN	OR477806	1	4085	.00	2,284.80	
10/26	10/28/2026	50505	18813	NV PLUMBING	10212026	1	1175	.00	1,200.00	
10/26	10/28/2026	50506	15590	OSSINE WORK	10222026	1	4140	.00	367.95	
10/26	10/28/2026	50507	16510	ROHWER, STEPHEN	10162026	1	4430	.00	161.67	
10/26	10/28/2026	50508	17170	STANDARD INSURANCE	PR1004261	4	2046	.00	2,740.08	

GL Period	Check Issue Date	Check Number	Vendor Number	Payee	Invoice Number	Invoice Seq	Invoice GL Account	Discount Taken	Check Amount
10/26	10/28/2026	50509	17570	THE SALT LAKE TRIBUNE INC	Multiple	1	4503	.00	280.00
10/26	10/28/2026	50510	18020	UTAH STATE TAX COMMISSION	Multiple	1	2034	.00	8,825.67
10/26	10/28/2026	50511	18020	UTAH STATE TAX COMMISSION	10012026	1	2034	.00	31.50

Summary by General Ledger Account Number

GL Account	Debit	Credit	Proof
1175	1,270.00	.00	1,270.00
1372	750.45	.00	750.45
2020	4,791.68	312,013.81-	307,222.13-
2034	8,857.17	.00	8,857.17
2035	1,159.73	.00	1,159.73
2046	2,740.08	.00	2,740.08
4035	305.36	.00	305.36
4085	261,806.12	1,050.00-	260,756.12
4120	180.31	284.50-	104.19-
4129	38.16	.00	38.16
4131	1,815.38	.00	1,815.38
4140	3,122.74	842.94-	2,279.80
4153	40.00	.00	40.00
4155	40.00	.00	40.00
4156	40.00	.00	40.00
4158	40.00	.00	40.00
4159	48.02	.00	48.02
4161	282.35	.00	282.35
4162	1,111.62	807.72-	303.90
4164	961.90	807.72-	154.18
4165	159.99	.00	159.99
4166	56.95	.00	56.95
4167	40.00	.00	40.00
4168	410.69	.00	410.69
4169	1,131.59	807.72-	323.87
4170	117.85	.00	117.85
4235	125.00	.00	125.00
4425	4,775.00	.00	4,775.00
4430	1,747.65	.00	1,747.65
4435	282.49	.00	282.49
4470	1,550.00	.00	1,550.00
4485	2,573.00	.00	2,573.00
4486	1,694.35	.00	1,694.35
4502	84.00	.00	84.00
4503	6,247.47	.00	6,247.47
4506	138.20	138.20-	.00
4520	40.00	.00	40.00
4528	12.00	.00	12.00
4529	38.15	.00	38.15
4531	1,815.37	.00	1,815.37
4567	2,114.00	.00	2,114.00
4635	503.47	.00	503.47
4640	132.20	52.88-	79.32
4654	40.00	.00	40.00
4655	40.00	.00	40.00
4656	40.00	.00	40.00
4658	40.00	.00	40.00
4680	1,455.00	.00	1,455.00

GL Account	Debit	Credit	Proof
Grand Totals:	316,805.49	316,805.49-	.00

Report Criteria:
Report type: Summary

Central Valley Billing Summary

Financial Period ending October 2026

- CVWRF October invoice to Mt Olympus is for $1,316,885.93 (up $201k)
- For October, CVWRF Capital Spending was $3.2 million
- The approximate breakdown is as follows:
    - Digester Lids 1,2, & 5 for $690k (stainless steel)
    - BNR $326k
    - Dewatering $587k ($500k in pay go)
    - Thickening $126k
    - Site Restoration $542k
    - Pay-Go $1.1m
- CVWRF paid $500k of the dewatering invoice from Pay-Go, as some of the projects in Pay-Go are not going to take place this year, and to preserve bond construction funds.
- The bond draw for October was 1.8 million from the 2024 Bond
- CVWRF operating expenses for the year are at 72.97%, with a target of 83%

Central Valley Water Reclamation Facility

November 5, 2026

Mt. Olympus Improvement District
3932 South 500 East
Salt Lake City, UT 84107-1895

October-2026 Invoice

Prior amounts due			$ -
	September 2026	Invoice	1,115,396.78
	20th Billing	Invoice	-
Less credits			
	October 2026	Payments	(1,115,396.78)
		Prior amount due	-

October-2026	Description		
	Facility Operations		514,669.17
	Pretreatment Field		6,071.60
	Entity Lab Work		795.00
	Net Lab Costs		28,808.26
		Total Operations Billing	550,344.03
	Cash Entity Capital		-
	Monthly CIP (pay-as-you-go)		294,177.75
	Loan Payment		472,364.15
		Total Capital Billing	766,541.90
Adjustments			
	Less revenue		-
		Total Amount Due	$ 1,316,885.93

Payment is due within 15 days of the date of the invoice

Central Valley Water Reclamation Facility
Monthly Cost Summary
October 31, 2026

Description	Monthly Costs
Facility Operation	2,010,238
Pretreatment Field	74,958
Entity Lab Work	7,759
Net Lab Costs	112,522
Bond Trust Payment	2,144,902
Bond/Cash Capital	2,063,988
Pay-as-you-go CIP	1,144,959
	7,559,326

Member Entity	Capital %	O & M Monthly Average %	Pretreatment %
Cottonwood	15.1102%	14.5802%	8.30%
Mt Olympus	25.6933%	25.6024%	8.10%
Granger-Hunter	26.1446%	27.2946%	48.50%
Kearns	11.7081%	12.0126%	13.90%
Murray	7.4520%	7.1080%	8.40%
South Salt Lake	4.3561%	4.2432%	12.20%
Taylorsville-Ben	9.5357%	9.1590%	0.60%
	100.0000%	100.0000%	100.00%

Calculation	Description	Cottonwood	Mount Olympus	Granger-Hunter	Kearns	Murray	South Salt Lake	Taylorsville-Bennion	Total
Monthly flows % (Table 3)	Facility Operation	293,096.72	514,669.17	548,686.42	241,481.85	142,887.72	85,298.42	184,117.70	2,010,238.00
Directly reimbursable costs	Pretreatment Field	6,221.51	6,071.60	36,354.63	10,419.16	6,296.47	9,144.88	449.75	74,958.00
Directly reimbursable costs	Entity Lab Work	450.00	795.00	2,088.30	90.00	900.00	636.00	2,800.00	7,759.30
Monthly flows % (Table 3)	Net Lab Costs	16,405.89	28,808.26	30,712.35	13,516.78	7,998.04	4,774.52	10,305.86	112,521.70
	Total O & M	316,174.12	550,344.03	617,841.70	265,507.79	158,082.23	99,853.82	197,673.31	2,205,477.00
	2024A Bond Entity Draws (Do not pay)	311,872.71	530,306.63	539,621.41	-	153,808.39	89,909.38	196,815.70	1,822,334.22
	Cash Entity Capital	-	-	-	241,653.78	-	-	-	241,653.78
	Monthly CIP (pay-as-you-go)	173,005.59	294,177.75	299,344.95	134,052.94	85,322.34	49,875.56	109,179.87	1,144,959.00
	2017A Bond Trust Payments	52,867.97	-	91,475.55	-	26,073.25	15,241.22	-	185,657.99
	2019A Bond Trust Payments	57,111.93	-	98,818.92	44,253.09	28,166.06	-	-	228,350.00
	2020A Loan DS Payments	49,920.10	84,883.29	86,374.08	38,680.06	24,619.27	-	31,503.21	315,980.01
	2021A Bank of Utah	19,038.55	32,373.04	32,941.67	14,751.97	9,389.37	5,488.60	12,014.79	125,997.99
	2021B Bond Trust Payments	20,659.42	35,129.16	35,746.20	16,007.90	10,188.75	5,955.88	13,037.69	136,725.00
	2021C Bond Trust Payments	108,154.48	183,904.03	187,133.91	83,802.35	53,338.91	-	68,253.32	684,587.00
	2024A Bond Trust Payments	80,025.28	136,074.63	138,465.03	-	39,466.71	23,070.18	50,502.18	467,604.01
	Total Entity Bill for Month	**876,957.44**	**1,316,885.93**	**1,588,142.01**	**838,709.88**	**434,646.89**	**199,485.26**	**482,164.37**	**5,736,991.78**

Member Entity	2017A Bond %	2019A Bond %	2020A Loan %	2021A Bond %	2021B Bond %	2021C Bond %	2024A Bond %
Cottonwood	28.4760%	25.0107%	15.7985%	15.1102%	15.1102%	15.7985%	17.1139%
Mt Olympus	0.00%	0.0000%	26.8635%	25.6933%	25.6933%	26.8635%	29.1004%
Granger-Hunter	49.2710%	43.2752%	27.3353%	26.1446%	26.1446%	27.3353%	29.6116%
Kearns	0.00%	19.3795%	12.2413%	11.7081%	11.7081%	12.2413%	0.0000%
Murray	14.0437%	12.3346%	7.7914%	7.4520%	7.4520%	7.7914%	8.4402%
South Salt Lake	8.2093%	0.0000%	0.0000%	4.3561%	4.3561%	0.0000%	4.9337%
Taylorsville-Ben	0.00%	0.0000%	9.9700%	9.5357%	9.5357%	9.9700%	10.8002%
	100.0000%	100.0000%	100.0000%	100.0000%	100.0000%	100.0000%	100.0000%

Table 3

Oct 2025 thru Sep 2026

Summary of Loadings to Central Valley Plant
Based on Data from Previous 12 Months

ENTITY	FLOW MGD	BOD mg/L	BOD Lbs/day	TSS mg/L	TSS Lbs/day
COTTONWOOD	5.91	268.16	13,217.88	263.65	12,995.75
MOUNT OLYMPUS	12.86	228.44	24,508.17	182.46	19,574.85
GRANGER-HUNTER	12.41	273.74	28,324.93	201.07	20,805.16
KEARNS	3.53	454.80	13,393.46	356.09	10,486.38
MURRAY	3.27	258.15	7,034.95	205.20	5,591.99
SOUTH SALT LAKE	2.12	274.15	4,838.45	157.64	2,782.27
TAYLORSVILLE-BENNION	4.00	282.15	9,417.46	215.52	7,193.72
TOTALS	44.10	273.91	100,735.30	215.98	79,430.11

Table 5

Oct 2025 thru Sep 2026

Entities Share of O&M Cost

ENTITY	% Based on Flow %	% Based on BOD %	% Based on TSS %	Total % of O&M Cost %
COTTONWOOD	3.1498	4.3971	7.0334	14.5802
MOUNT OLYMPUS	6.8555	8.1530	10.5940	25.6024
GRANGER-HUNTER	6.6120	9.4227	11.2598	27.2946
KEARNS	1.8818	4.4555	5.6753	12.0126
MURRAY	1.7414	2.3403	3.0264	7.1080
SOUTH SALT LAKE	1.1278	1.6096	1.5058	4.2432
TAYLORSVILLE-BENNION	2.1329	3.1329	3.8933	9.1590
TOTALS	23.5011	33.5111	42.9879	100.0000

CVWRF

800 West Central Valley Road
801-973-9100 • Fax

Invoice for Testing and Services

Invoice To: Nick Begay
Mt. Olympus Water- IW
3932 South 500 East
Salt Lake City, UT 84107-1895

Invoice Date: 11/04/2026
Invoice #: C-110426-007
Due Date: 12/04/2026

For: 2606311 **Sample Name:** MO06 (2594 (1 of 8)) **Received:** 10/07/2026

Item Description	*Quantity*	*Unit Price*	*Total*
Oil & Grease	1	$45.00	$45.00

For: 2606312 **Sample Name:** MO06 (2594 (2 of 8)) **Received:** 10/07/2026

Item Description	*Quantity*	*Unit Price*	*Total*
Oil & Grease	1	$45.00	$45.00

For: 2606313 **Sample Name:** MO06 (2594 (3 of 8)) **Received:** 10/07/2026

Item Description	*Quantity*	*Unit Price*	*Total*
Oil & Grease	1	$45.00	$45.00

For: 2606314 **Sample Name:** MO06 (2594 (4 of 8)) **Received:** 10/07/2026

Item Description	*Quantity*	*Unit Price*	*Total*
Oil & Grease	1	$45.00	$45.00

For: 2606310 **Sample Name:** MO06 (2595) **Received:** 10/07/2026

Item Description	*Quantity*	*Unit Price*	*Total*
Biochemical Oxygen Demand	1	$20.00	$20.00
PO4-P Total	1	$15.00	$15.00
Total Suspended Solids	1	$10.00	$10.00

For: 2606315 **Sample Name:** MO06 (2594 (5 of 8)) **Received:** 10/07/2026

Item Description	*Quantity*	*Unit Price*	*Total*
Oil & Grease	1	$45.00	$45.00

For: 2606316 **Sample Name:** MO06 (2594 (6 of 8)) **Received:** 10/07/2026

Item Description	*Quantity*	*Unit Price*	*Total*
Oil & Grease	1	$45.00	$45.00

For: 2606317 **Sample Name:** MO06 (2594 (7 of 8)) **Received:** 10/07/2026

Item Description	*Quantity*	*Unit Price*	*Total*
Oil & Grease	1	$45.00	$45.00

For: 2606318 **Sample Name:** MO06 (2594 (8 of 8)) **Received:** 10/07/2026

Item Description	*Quantity*	*Unit Price*	*Total*
Oil & Grease	1	$45.00	$45.00

For: 2606465 **Sample Name:** MO06 (2616 (1 of 8)) **Received:** 10/14/2026

Item Description	*Quantity*	*Unit Price*	*Total*
Oil & Grease	1	$45.00	$45.00

For: 2606466 **Sample Name:** MO06 (2616 (2 of 8)) **Received:** 10/14/2026

Item Description	*Quantity*	*Unit Price*	*Total*
Oil & Grease	1	$45.00	$45.00

Central Valley Water Reclamation Facility
800 West Central Valley Road
South Salt Lake, UT 84119
Utah Lab ID UT00018

For: 2606467	**Sample Name:** MO06 (2616 (3 of 8))		**Received:** 10/14/2026	
Item Description		***Quantity***	***Unit Price***	***Total***
Oil & Grease		1	$45.00	$45.00
For: 2606468	**Sample Name:** MO06 (2616 (4 of 8))		**Received:** 10/14/2026	
Item Description		***Quantity***	***Unit Price***	***Total***
Oil & Grease		1	$45.00	$45.00
For: 2606469	**Sample Name:** MO06 (2616 (5 of 8))		**Received:** 10/14/2026	
Item Description		***Quantity***	***Unit Price***	***Total***
Oil & Grease		1	$45.00	$45.00
For: 2606470	**Sample Name:** MO06 (2616 (6 of 8))		**Received:** 10/14/2026	
Item Description		***Quantity***	***Unit Price***	***Total***
Oil & Grease		1	$45.00	$45.00
For: 2606471	**Sample Name:** MO06 (2616 (7 of 8))		**Received:** 10/14/2026	
Item Description		***Quantity***	***Unit Price***	***Total***
Oil & Grease		1	$45.00	$45.00
For: 2606472	**Sample Name:** MO06 (2616 (8 of 8))		**Received:** 10/14/2026	
Item Description		***Quantity***	***Unit Price***	***Total***
Oil & Grease		1	$45.00	$45.00
For: 2606464	**Sample Name:** MO06 (2617)		**Received:** 10/15/2026	
Item Description		***Quantity***	***Unit Price***	***Total***
Biochemical Oxygen Demand		1	$20.00	$20.00
Total Suspended Solids		1	$10.00	$10.00
			Sub Total	$795.00
			Sales Tax	$0.00
			Total:	$795.00

We appreciate the opportunity to serve you. At your convenience please remit the amount indicated to our Accounts Receivable Department. If you have any questions regarding these charges please contact your Project Manager.

Please include the invoice number with your payment

Central Valley Water Reclamation Facility
800 West Central Valley Road
South Salt Lake, UT 84119
Utah Lab ID UT00018

Central Valley Water Reclamation Facility
Balance Sheet (unaudited)
October 31, 2026

	2026	2025
Current Assets		
Cash & Equivalents	$ 20,281,487	$ 17,275,422
Accounts Receivable, Net		
Member Entity Receivables	5,736,992	6,411,616
Other Receivables	234,073	5,128
Inventory	728,941	509,211
Prepaid Expenses	10,000	33,598
Total Current Assets	26,991,493	24,234,975
Noncurrent Assets		
Restricted Cash		
Arbitrage Trust Account	7,504	-
2021B Bond Construction Funds	-	247,297
2021C Bond Construction Funds	2	3,950,481
2024A Bond Construction Funds	29,889,664	66,696,541
Debt Service Reserves	21,880,907	22,237,208
Bond Payment	10,676,859	9,966,272
Bond - Due from Member	-	120,000
Capital assets		
Land	10,147,897	10,147,897
Construction in Progress	133,630,786	306,194,780
Facility	362,097,780	201,115,470
Facility Equipment	164,604,147	113,471,979
Interceptor Lines	31,770,771	30,945,615
Vehicle & Equipment	13,561,030	12,277,386
Golf Course	5,601,756	5,601,756
Accumulated Depreciation	(204,831,112)	(196,541,583)
Total Non-Current Assets	579,037,991	586,431,099
Total Assets	$ 606,029,484	$ 610,666,074
Current Liabilities		
Accounts Payable	3,268,030	6,809,022
Retainage	10,520,326	9,878,178
Accrued Liabilities	1,380,972	4,232,524
Compensated Absences	2,242,114	2,048,537
Interest Payable	4,409,219	3,611,206
Bonds Payable	13,410,000	12,909,000
Total Current Liabilities	35,230,661	39,488,467
Noncurrent Liabilities		
Bonds Payable	320,523,000	333,933,000
Bond Premiums	36,578,461	38,580,237
Total Non-Current Liabilities	357,101,461	372,513,237
Total Liabilities	392,332,122	412,001,704
Member Equity		
Cottonwood Improvement District	31,959,802	29,241,716
Mt Olympus Improvement District	50,484,274	45,319,128
Granger-Hunter Improvement District	51,624,239	46,019,748
Kearns Improvement District	22,595,784	20,391,764
Murray City	15,532,057	14,233,672
South Salt Lake City	9,934,002	9,181,825
Taylorsville-Bennion Improvement District	21,435,460	19,986,141
Retained Earnings	10,131,744	14,290,376
Total Member Entity's' Equity	213,697,362	198,664,370
Total Liabilities and Member Entity's Equity	$ 606,029,484	$ 610,666,074

Central Valley Water Reclamation Facility
Income Statement (unaudited)
October 31, 2026

	Current Period	2026	2025
Revenue			
Cottonwood Improvement District	$ 876,957	$ 7,743,540	$ 7,830,189
Mt Olympus Improvement District	1,316,886	11,580,806	11,421,800
Granger-Hunter Improvement District	1,588,142	14,021,342	14,060,653
Kearns Improvement District	838,710	9,212,244	8,426,832
Murray City	434,647	3,856,324	3,860,022
South Salt Lake City	199,485	1,781,283	2,105,680
Taylorsville-Bennion Improvement District	482,164	4,225,375	4,196,388
Septage	103,665	617,010	352,404
Food Waste	4,428	12,574	-
Compost	22,114	325,880	284,866
Wood Chips	4,443	47,464	39,862
Rent	7,842	144,998	152,314
Sale of Capital Assets	-	29,129	30,550
Other Income	30,852	112,542	111,798
Total Member Entity Revenue	5,910,335	53,710,511	52,873,358
Operating Expenses:			
Operations	1,341,206	14,980,102	14,494,513
Administration	477,115	4,516,440	4,408,444
Laboratory	120,281	1,181,707	1,105,728
Board	2,711	30,543	27,690
Pretreatment	74,958	852,607	828,918
Engineering & Safety	189,206	1,623,325	1,359,897
Depreciation	1,028,088	10,280,883	8,320,870
Total Operating Expenses	3,233,565	33,465,607	30,546,060
Operating Income (Loss)	2,676,770	20,244,904	22,327,298
Other Income/(Expense):			
Interest Income	39,336	326,326	253,580
Restricted Interest Income	170,373	2,166,068	3,813,653
Fiscal Charges	-	(12,605,554)	(12,104,155)
Total Other Income/(Expense)	209,709	(10,113,160)	(8,036,922)
Net Income (Loss)	$ 2,886,479	$ 10,131,744	$ 14,290,376

Central Valley Water Reclamation
Operations
October 31, 2026

	Actual	Annual Budget	Variance	% Used	Target %
Wages	$ 5,297,534	$ 6,615,782	$ 1,318,248	80%	81%
Benefits	2,754,560	3,566,917	812,357	77%	81%
Insurance	1,065,554	1,170,000	104,446	91%	83%
Utilities					
Power	1,282,483	1,750,000	467,517	73%	83%
Water	26,719	47,000	20,281	57%	83%
Natural Gas	405,333	625,000	219,667	65%	83%
Telephone	21,211	32,240	11,029	66%	83%
Supplies	119,059	161,776	42,717	74%	83%
Fuel	123,964	202,200	78,236	61%	83%
Chemicals					
Polymer	396,396	540,200	143,804	73%	83%
Hypo Chlorite	91,960	185,780	93,820	49%	83%
Ferric Sulfate	303,415	342,200	38,785	89%	83%
Supplemental Chemicals	0	27,500	27,500	0%	83%
Maintenance					
Operations	148,405	354,900	206,495	42%	83%
Mechanics	759,294	1,126,159	366,865	67%	83%
Electrical	405,303	581,000	175,697	70%	83%
Grounds	78,216	122,294	44,078	64%	83%
Compost	218,936	283,360	64,424	77%	83%
Energy Management	510,608	660,400	149,792	77%	83%
Uniforms	74,366	109,142	34,776	68%	83%
Tipping Fees	227,917	469,650	241,733	49%	83%
Samples	2,448	5,000	2,552	49%	83%
Travel & Training	105,267	215,449	110,182	49%	83%
Contract Service	552,520	1,100,311	547,791	50%	83%
Memberships	8,634	29,665	21,031	29%	83%
Total Expenses	$ 14,980,102	$ 20,323,925	$ 5,343,823	73.71%	

Central Valley Water Reclamation
Administration
October 31, 2026

	Actual	Annual Budget	Variance	% Used	Target %
Wages	$ 2,426,359	$ 3,114,289	$ 687,930	78%	81%
Benefits	1,004,434	1,388,964	384,530	72%	81%
Insurance	22,854	25,000	2,146	91%	83%
Telephone	12,639	16,180	3,541	78%	83%
Supplies	7,366	9,750	2,384	76%	83%
Postage	2,423	5,000	2,577	48%	83%
Travel & Training	37,810	74,600	36,790	51%	83%
Memberships	1,552	5,850	4,298	27%	83%
Public Notice	0	0	0	0%	83%
Maintenance	498,463	861,625	363,162	58%	83%
Uniforms	1,787	5,750	3,963	31%	83%
Professional Fees	235,225	343,855	108,630	68%	83%
Legislative Issues	37,500	45,000	7,500	83%	83%
Misc/Employee Awards	28,241	95,050	66,809	30%	83%
Total Expenses	$ 4,316,653	$ 5,990,913	$ 1,674,260	72.05%	
Contingency	199,787	400,000	200,213	49.95%	83%

Central Valley Water Reclamation
Lab
October 31, 2026

	Actual	Annual Budget	Variance	% Used	Target %
Wages	$ 497,962	$ 618,471	$ 120,509	81%	81%
Benefits	262,451	337,291	74,840	78%	81%
Insurance	5,028	5,500	472	91%	83%
Telephone	1,112	1,680	568	66%	83%
Supplies	85,976	93,000	7,024	92%	83%
Postage	1,113	2,080	967	54%	83%
Chemicals	73,397	105,008	31,611	70%	83%
Uniform	2,788	4,000	1,212	70%	83%
Lab Service	162,622	175,000	12,378	93%	83%
Travel & Training	12,707	23,600	10,893	54%	83%
Memberships	495	1,350	855	37%	83%
Maintenance	76,056	90,000	13,944	85%	83%
Total Expenses	$ 1,181,707	$ 1,456,980	$ 275,273	81.11%	

Central Valley Water Reclamation
Board
October 31, 2026

	Actual	Annual Budget	Variance	% Used	Target %
Wages	$ 29,503	$ 42,557	$ 13,054	69%	81%
Insurance	0	0	0	0%	81%
Travel & Training	262	5,000	4,738	5%	83%
Miscellaneous	778	13,500	12,722	6%	83%
Total Expenses	$ 30,543	$ 61,057	$ 30,514	50.02%	

Central Valley Water Reclamation
Pretreatment
October 31, 2026

	Actual	Annual Budget	Variance	% Used	Target %
Wages	$ 551,778	$ 715,357	$ 163,579	77%	81%
Benefits	264,257	362,719	98,462	73%	81%
Insurance	1,463	1,600	137	91%	83%
Telephone	12,890	17,520	4,630	74%	83%
Office Supplies	941	3,900	2,959	24%	83%
Uniforms	2,330	4,470	2,140	52%	83%
Travel & Training	8,565	22,420	13,855	38%	83%
Memberships	594	700	106	85%	83%
Maintenance	9,789	12,830	3,041	76%	83%
Professional Fees	0	6,000	6,000	0%	83%
Total Expenses	$ 852,607	$ 1,147,516	$ 294,909	74.30%	

Central Valley Water Reclamation
Engineering & Safety
October 31, 2026

	Actual	Annual Budget	Variance	% Used	Target %
Wages	$ 660,479	$ 806,671	$ 146,192	82%	81%
Benefits	266,092	340,433	74,341	78%	81%
Insurance	54,849	60,000	5,151	91%	83%
Telephone	4,107	4,720	613	87%	83%
Office Supplies	1,800	4,650	2,850	39%	83%
Uniforms	1,109	1,780	671	62%	83%
Travel & Training	20,359	36,350	15,991	56%	83%
Memberships	2,771	4,155	1,384	67%	83%
Maintenance	190,792	586,100	395,308	33%	83%
Professional Fees	415,870	542,001	126,131	77%	83%
Physicals & Testing	5,097	7,000	1,903	73%	83%
Total Expenses	$ 1,623,325	$ 2,393,860	$ 770,535	67.81%	

Reporting Period October 31, 2026

Public Bond/Cash Capital Budget Progress Report

Project Description	Current Period	YTD Actual	Budget	Remaining Budget	% Used
Digester Lids 1, 2, & 5 Rehab	690,476	9,284,512	14,355,000	5,070,488	65%
Thermophilic & Boiler Projects	264,316	726,764	2,085,000	1,358,236	35%
Site Restoration	542,802	859,626	859,650	24	100%
BNR Basins Public Bonds/Cash	326,952	5,720,400	6,613,000	892,600	87%
Dewatering Facility Upgrades	87,650	16,167,033	23,798,850	7,631,817	68%
Blower Building	25,576	448,338	588,000	139,662	76%
Thickening Building	126,216	2,226,442	2,610,000	383,558	85%
Sidestream Nitrogen	-	23,759	85,000	61,241	28%
Construction Contingency	-	-	-	-	0%
Total	**2,063,988**	**35,456,874**	**50,994,500**	**15,537,626**	**70%**

Pay-As-You-Go CIP

Project Description	Current Period	YTD Actual	Budget	Remaining Budget	% Used
Operations	-	67,580	67,585	5	100%
Maintenance	235,131	1,698,575	2,028,297	329,722	84%
Electrical	-	115,788	150,790	35,002	77%
Compost/Bio-solids	2,901	41,591	398,593	357,002	10%
Engineering	861,887	1,924,093	4,537,100	2,613,007	42%
Lab	-	37,669	54,000	16,331	70%
Administration (IT)	45,040	375,074	740,000	364,926	51%
Total	**1,144,959**	**4,266,253**	**7,982,250**	**3,715,997**	**53%**

Total Capital Spent YTD **39,723,127**

Bond Trust Payments	Current Period	YTD Actual
2017A Bonds (CW, GH, MC, SSL)	185,658	1,822,386
2019A Bonds (CW, GH, K, MC)	228,350	2,113,090
2020A State Loan DS (CW, MO, GH, K, MC, TB)	315,980	3,099,591
2021A Bank of Utah (CW, MO, GH, K, MC, SSL, TB)	125,998	1,234,585
2021B Bonds (CW, MO, GH, K, MC, SSL, TB)	136,725	1,342,318
2021C Bonds (CW, MO, GH, K, MC, TB)	684,587	6,737,200
2024A Bond (CW, MO, GH, MC, SSL, TB)	467,604	4,604,308
	2,144,902	20,953,478

Central Valley Water Reclamation Facility,

Check Report

By Check Number

Date Range: 10/01/2026 - 10/31/2026

Vendor Number	Vendor Name	Payment Date	Payment Type	Discount Amount	Payment Amount	Number
Bank Code: AP Bank-AP	Bank					
VEN01427	ADAMS, BRADY	10/07/2026	EFT	0.00	92.89	5159
VEN01657	BEAR & CO INVESTMENTS LLC dba BEAR FACILI	10/07/2026	EFT	0.00	329.81	5160
VEN0192	DENNY STOCK	10/07/2026	EFT	0.00	80.00	5161
VEN01369	EDWARD HARRISON	10/07/2026	EFT	0.00	193.46	5162
0237	ENERGY CHOICE	10/07/2026	EFT	0.00	4,187.52	5163
VEN01348	GREG BRESTER	10/07/2026	EFT	0.00	12.00	5164
VEN0449	MICHAEL EARL	10/07/2026	EFT	0.00	254.95	5165
VEN01451	NAU, MASTER N.	10/07/2026	EFT	0.00	230.87	5166
0556	PURCELL TIRE AND SERVICE CENTER	10/07/2026	EFT	0.00	888.45	5167
0600	R & S GUNN, INC.	10/07/2026	EFT	0.00	95,708.16	5168
VEN01679	VILIAMI HOSEA	10/07/2026	EFT	0.00	20.00	5169
0024	AIRGAS USA, LLC	10/14/2026	EFT	0.00	238.88	5170
VEN01629	AMANDA STOUDT	10/14/2026	EFT	0.00	123.94	5171
VEN01670	ANDRONACO INDUSTRIES, LLC	10/14/2026	EFT	0.00	29,473.52	5172
VEN01410	ARCHER WESTERN CONSTRUCTIONS	10/14/2026	EFT	0.00	171,694.45	5173
0086	BLOMQUIST HALE CONSULTING, INC.	10/14/2026	EFT	0.00	507.31	5174
VEN0105	BRYAN MANSELL	10/14/2026	EFT	0.00	187.70	5175
VEN0131	CHRIS REILLEY	10/14/2026	EFT	0.00	290.95	5176
0237	ENERGY CHOICE	10/14/2026	EFT	0.00	3,755.94	5177
0827	GRAINGER	10/14/2026	EFT	0.00	3,938.37	5178
VEN01355	JEFF BULLOCK	10/14/2026	EFT	0.00	258.99	5179
VEN01499	KNOWBE4, INC.	10/14/2026	EFT	0.00	625.50	5180
0541	LINDE GAS & EQUIPMENT INC.	10/14/2026	EFT	0.00	1,991.85	5181
VEN01644	MECHANICAL SERVICE & SYSTEMS, LLC	10/14/2026	EFT	0.00	166,359.20	5182
VEN01491	MIKLAUTSCH, HENRY	10/14/2026	EFT	0.00	164.00	5183
0468	MOUNTAIN VALLEY MECHANICAL INC	10/14/2026	EFT	0.00	613.44	5184
VEN01451	NAU, MASTER N.	10/14/2026	EFT	0.00	215.00	5185
VEN01344	NAVNEET PRASAD	10/14/2026	EFT	0.00	82.00	5186
VEN01294	NOWELL, JAY	10/14/2026	EFT	0.00	385.71	5187
0529	PIPE VALVE AND FITTING CO.	10/14/2026	EFT	0.00	949.74	5188
VEN0670	SEAN FISCHER	10/14/2026	EFT	0.00	354.24	5189
VEN0681	SHAWN GROBERG	10/14/2026	EFT	0.00	65.75	5190
0695	SKYLINE ELECTRIC COMPANY	10/14/2026	EFT	0.00	5,305.84	5191
0742	THATCHER CHEMICAL COMPANY	10/14/2026	EFT	0.00	57,223.79	5192
0784	US BANK	10/14/2026	EFT	0.00	40,483.30	5193
VEN0814	VAN BILLS	10/14/2026	EFT	0.00	80.00	5194
VEN01170	W.E.T. INC.	10/14/2026	EFT	0.00	7,200.00	5195
0863	WHEELER MACHINERY CO.	10/14/2026	EFT	0.00	689.72	5196
0026	ALDER CONSTRUCTION	10/21/2026	EFT	0.00	653,437.67	5197
0095	BP ENERGY COMPANY	10/21/2026	EFT	0.00	30,969.86	5198
VEN01527	BURKHOUR, CHARLES M	10/21/2026	EFT	0.00	106.00	5199
VEN0213	DWAINE FUNK	10/21/2026	EFT	0.00	219.92	5200
VEN01550	GEN DIGITAL INC.	10/21/2026	EFT	0.00	1,332.54	5201
0827	GRAINGER	10/21/2026	EFT	0.00	2,832.46	5202
VEN01652	THOMAS CAWLEY	10/21/2026	EFT	0.00	163.00	5203
0882	ZIONS FIRST NATIONAL BANK	10/21/2026	EFT	0.00	2,144,903.07	5204
0024	AIRGAS USA, LLC	10/28/2026	EFT	0.00	94.50	5205
VEN01636	AMILI NEFF	10/28/2026	EFT	0.00	375.00	5206
VEN01410	ARCHER WESTERN CONSTRUCTIONS	10/28/2026	EFT	0.00	487,255.00	5207
VEN01657	BEAR & CO INVESTMENTS LLC dba BEAR FACILI	10/28/2026	EFT	0.00	352.26	5208
VEN01230	CHERYLE ANN HATCH	10/28/2026	EFT	0.00	375.00	5209
VEN01637	CLARISSA WILLIAMS	10/28/2026	EFT	0.00	375.00	5210
0188	DEBRA K. ARMSTRONG	10/28/2026	EFT	0.00	434.00	5211
VEN01141	DONALD RUSSELL	10/28/2026	EFT	0.00	375.00	5212

Vendor Number	Vendor Name	Payment Date	Payment Type	Discount Amount	Payment Amount	Number
VEN01601	FILTER TECHNOLOGIES INC.	10/28/2026	EFT	0.00	3,295.83	5213
0827	GRAINGER	10/28/2026	EFT	0.00	860.27	5214
VEN0309	HADLEY GUNN	10/28/2026	EFT	0.00	215.00	5215
VEN01450	MELGAR, OMER	10/28/2026	EFT	0.00	215.00	5216
0468	MOUNTAIN VALLEY MECHANICAL INC	10/28/2026	EFT	0.00	1,756.52	5217
0476	MURRAY CITY CORPORATION	10/28/2026	EFT	0.00	375.00	5218
0556	PURCELL TIRE AND SERVICE CENTER	10/28/2026	EFT	0.00	2,213.47	5219
0175	REBEL OIL COMPANY	10/28/2026	EFT	0.00	49,756.09	5220
0669	SEAL ANALYTICAL, INC.	10/28/2026	EFT	0.00	5,510.00	5221
VEN0681	SHAWN GROBERG	10/28/2026	EFT	0.00	215.00	5222
0689	SIGMA-ALDRICH RTC	10/28/2026	EFT	0.00	709.97	5223
0742	THATCHER CHEMICAL COMPANY	10/28/2026	EFT	0.00	45,017.46	5224
0825	VWR SCIENTIFIC	10/28/2026	EFT	0.00	1,034.88	5225
VEN01170	W.E.T. INC.	10/28/2026	EFT	0.00	7,200.00	5226
VEN01393	WESLEY J. FISHER	10/28/2026	EFT	0.00	375.00	5227
0035	ALSCO	10/07/2026	Regular	0.00	60.90	107734
0194	AMERITAS LIFE INSURANCE CORP	10/07/2026	Regular	0.00	541.50	107735
0194	AMERITAS LIFE INSURANCE CORP	10/07/2026	Regular	0.00	8,520.35	107736
VEN01672	CALIFORNIA STATE DISBURSEMENT UNIT	10/07/2026	Regular	0.00	362.75	107737
0136	CINTAS	10/07/2026	Regular	0.00	3,471.34	107738
0253	FASTWAY AUTO	10/07/2026	Regular	0.00	569.00	107739
0256	FEDEX FREIGHT	10/07/2026	Regular	0.00	539.40	107740
0338	INDUSTRIAL CONTAINER AND SUPPLY CO. INC	10/07/2026	Regular	0.00	445.32	107741
0478	MUTUAL OF OMAHA	10/07/2026	Regular	0.00	1,053.26	107742
0501	OFFICE OF RECOVERY SERVICES	10/07/2026	Regular	0.00	189.70	107743
0510	PARSONS BEHLE & LATIMER	10/07/2026	Regular	0.00	13,997.50	107744
0649	RUSH TRUCK CENTERS	10/07/2026	Regular	0.00	2,606.00	107745
0793	UTAH COMMUNICATIONS INC.	10/07/2026	Regular	0.00	1,560.00	107746
VEN01519	UTAH CULTURAL CELEBRATION CENTER	10/07/2026	Regular	0.00	500.00	107747
0837	WASATCH PROPANE INC.	10/07/2026	Regular	0.00	135.98	107748
0016	ACE DISPOSAL INC	10/14/2026	Regular	0.00	1,919.42	107749
0020	AEROSCAPE PROPERTY MAINTENANCE	10/14/2026	Regular	0.00	4,601.00	107750
VEN01266	ALL PRO SECURITY	10/14/2026	Regular	0.00	2,874.48	107751
VEN01224	ALPHA COMMUNICATION SITES, INC	10/14/2026	Regular	0.00	171.00	107752
0035	ALSCO	10/14/2026	Regular	0.00	199.20	107753
0056	APPLIED INDUSTRIAL TECH	10/14/2026	Regular	0.00	46.19	107754
0057	AQS, INC.	10/14/2026	Regular	0.00	5,500.00	107755
VEN01383	AT&T MOBILITY	10/14/2026	Regular	0.00	448.58	107756
0069	AVTEC	10/14/2026	Regular	0.00	70,841.60	107757
0075	BATTERY SYSTEMS	10/14/2026	Regular	0.00	1,062.67	107758
0088	BLUE STAKES OF UTAH 811	10/14/2026	Regular	0.00	122.52	107759
0089	BLUELINE HEALTH SERVICES	10/14/2026	Regular	0.00	334.25	107760
0091	BOB'S LOCK, SAFE & KEY	10/14/2026	Regular	0.00	582.90	107761
VEN01440	BRIGHTPOINT CREATIVE LLC	10/14/2026	Regular	0.00	707.79	107762
0111	CACHE VALLEY ELECTRIC TECHNOLOGIES GROU	10/14/2026	Regular	0.00	0.75	107763
VEN01386	CAPSTONE STRATEGIES, LLC	10/14/2026	Regular	0.00	3,750.00	107764
VEN01132	CHEMTECH-FORD, LLC	10/14/2026	Regular	0.00	4,484.00	107765
0136	CINTAS	10/14/2026	Regular	0.00	1,801.90	107766
0138	CITY OF SOUTH SALT LAKE	10/14/2026	Regular	0.00	3,676.49	107767
VEN01544	CRESCENT ELECTRIC SUPPLY COMPANY	10/14/2026	Regular	0.00	4,772.00	107768
0641	EMERSON LLLP	10/14/2026	Regular	0.00	2,072.36	107769
0262	FISHER SCIENTIFIC	10/14/2026	Regular	0.00	669.72	107770
0271	FRANCOTYP - POSTALIA, INC DBA FP MAILING S	10/14/2026	Regular	0.00	141.00	107771
0282	GENUINE PARTS CO.	10/14/2026	Regular	0.00	60.87	107772
0284	GERBER CONSTRUCTION COMPANY	10/14/2026	Regular	0.00	180,000.00	107773
0302	GRITTON & ASSOCIATES	10/14/2026	Regular	0.00	48.24	107774
0155	HITACHI GLOBAL AIR POWER US, LLC	10/14/2026	Regular	0.00	2,757.00	107775
0325	HOSE & RUBBER SUPPLY	10/14/2026	Regular	0.00	689.10	107776
0327	HOUSE OF PUMPS	10/14/2026	Regular	0.00	465.00	107777
0343	INDUSTRIAL SUPPLY	10/14/2026	Regular	0.00	720.00	107778
VEN01208	INTSEL STEEL WEST, LLC	10/14/2026	Regular	0.00	5,859.86	107779

Vendor Number	Vendor Name	Payment Date	Payment Type	Discount Amount	Payment Amount	Number
0425	LES OLSON COMPANY	10/14/2026	Regular	0.00	6,101.44	107780
0466	MOTION INDUSTRIES, INC.	10/14/2026	Regular	0.00	736.59	107781
0480	NATIONAL COATING & SUPPLIES	10/14/2026	Regular	0.00	1,706.62	107782
0496	NUTECH SPECIALTIES, INC	10/14/2026	Regular	0.00	1,406.68	107783
0499	OFFICE DEPOT	10/14/2026	Regular	0.00	11.01	107784
0753	PILOT THOMAS LOGISTCS	10/14/2026	Regular	0.00	642.80	107785
0534	PLATT ELECTRIC SUPPLY	10/14/2026	Regular	0.00	285.04	107786
0538	POLYDYNE, INC.	10/14/2026	Regular	0.00	36,036.00	107787
0628	ROCKY MOUNTAIN POWER	10/14/2026	Regular	0.00	89.33	107788
0628	ROCKY MOUNTAIN POWER	10/14/2026	Regular	0.00	141.76	107789
0645	ROYAL WHOLESALE ELECTRIC	10/14/2026	Regular	0.00	7,419.22	107790
0649	RUSH TRUCK CENTERS	10/14/2026	Regular	0.00	977.60	107791
0651	RYERSON INC.	10/14/2026	Regular	0.00	14,582.18	107792
VEN01525	RZ CLEANING SERVICES	10/14/2026	Regular	0.00	700.00	107793
0652	S L VALLEY SOLID WASTE FACILIT	10/14/2026	Regular	0.00	2,815.55	107794
VEN01603	SAPP BROS INC.	10/14/2026	Regular	0.00	5,981.97	107795
0698	SL COUNTY HEALTH DEPARTMENT	10/14/2026	Regular	0.00	134.00	107796
0716	STATE FIRE SALES AND SERVICE	10/14/2026	Regular	0.00	1,004.00	107797
VEN01212	SUNBELT RENTALS, INC.	10/14/2026	Regular	0.00	3,845.26	107798
VEN01264	SYRINGA NETWORKS	10/14/2026	Regular	0.00	1,249.00	107799
VEN01635	THERMO ELECTRON NORTH AMERICA LLC	10/14/2026	Regular	0.00	7.92	107800
0770	UINTAH FASTENERS & SUPPLY	10/14/2026	Regular	0.00	1,908.16	107801
0728	VEOLIA WTS SERVICES USA, INC	10/14/2026	Regular	0.00	502.79	107802
0823	VORTEX DOORS	10/14/2026	Regular	0.00	826.00	107803
0823	VORTEX DOORS	10/14/2026	Regular	0.00	10,565.32	107804
0850	WEBER SCIENTIFIC	10/14/2026	Regular	0.00	283.70	107805
0864	WHIP INDUSTRIAL MACHINE LLC.	10/14/2026	Regular	0.00	1,204.00	107806
0875	WORKERS COMPENSATION FUND	10/14/2026	Regular	0.00	5,037.23	107807
VEN01266	ALL PRO SECURITY	10/21/2026	Regular	0.00	3,275.38	107808
0035	ALSCO	10/21/2026	Regular	0.00	138.30	107809
VEN01279	APCO INC.	10/21/2026	Regular	0.00	16,207.50	107810
0069	AVTEC	10/21/2026	Regular	0.00	11,210.63	107811
VEN01672	CALIFORNIA STATE DISBURSEMENT UNIT	10/21/2026	Regular	0.00	362.75	107812
VEN01132	CHEMTECH-FORD, LLC	10/21/2026	Regular	0.00	542.00	107813
0150	COLONIAL FLAGPOLE CO.	10/21/2026	Regular	0.00	200.00	107814
0225	ELECTRICAL RELIABILITY SERVICE	10/21/2026	Regular	0.00	8,910.00	107815
0232	EMPLOYER ADVOCATES LLC	10/21/2026	Regular	0.00	173.78	107816
0209	ENBRIDGE GAS	10/21/2026	Regular	0.00	12,378.19	107817
0262	FISHER SCIENTIFIC	10/21/2026	Regular	0.00	5,341.00	107818
0284	GERBER CONSTRUCTION COMPANY	10/21/2026	Regular	0.00	405,000.00	107819
0158	HERITAGE POOL SUPPLY GROUP, INC.	10/21/2026	Regular	0.00	36.60	107820
VEN01675	KKP	10/21/2026	Regular	0.00	380.00	107821
VEN01631	LEVEL 3 COMMUNICATIONS, LLC	10/21/2026	Regular	0.00	881.49	107822
VEN01274	LIFE TECHNOLOGIES CORPORATION	10/21/2026	Regular	0.00	723.00	107823
VEN01681	MOUNTAIN STATES FENCE COMPANY, INC.	10/21/2026	Regular	0.00	3,325.00	107824
0472	MOUNTAINLAND SUPPLY COMPANY	10/21/2026	Regular	0.00	110.66	107825
0477	MURRAY CITY UTILITIES	10/21/2026	Regular	0.00	46.76	107826
0501	OFFICE OF RECOVERY SERVICES	10/21/2026	Regular	0.00	189.70	107827
0628	ROCKY MOUNTAIN POWER	10/21/2026	Regular	0.00	38.05	107828
0628	ROCKY MOUNTAIN POWER	10/21/2026	Regular	0.00	115,760.54	107829
0683	SHI OFFICE FURNITURE	10/21/2026	Regular	0.00	8,297.92	107830
0772	UNITED DIESEL SERVICE	10/21/2026	Regular	0.00	4,060.56	107831
VEN01480	VEGA AMERICAS, INC.	10/21/2026	Regular	0.00	2,612.04	107832
0817	VERIZON WIRELESS	10/21/2026	Regular	0.00	1,104.60	107833
0003	A&H SIGN	10/28/2026	Regular	0.00	40.00	107834
0035	ALSCO	10/28/2026	Regular	0.00	60.90	107835
0069	AVTEC	10/28/2026	Regular	0.00	9,157.73	107836
0091	BOB'S LOCK, SAFE & KEY	10/28/2026	Regular	0.00	69.90	107837
VEN01132	CHEMTECH-FORD, LLC	10/28/2026	Regular	0.00	1,960.30	107838
0136	CINTAS	10/28/2026	Regular	0.00	3,510.42	107839
VEN01210	COLLINS ROOFING	10/28/2026	Regular	0.00	10,924.66	107840

Vendor Number	Vendor Name	Payment Date	Payment Type	Discount Amount	Payment Amount	Number
0170	CRUS OIL INC.	10/28/2026	Regular	0.00	6,438.76	107841
0189	DELCO WESTERN	10/28/2026	Regular	0.00	2,048.99	107842
0206	DIVISION OF WATER QUALITY	10/28/2026	Regular	0.00	300.00	107843
VEN01125	ELKO WIRE ROPE	10/28/2026	Regular	0.00	75.00	107844
VEN01125	ELKO WIRE ROPE	10/28/2026	Regular	0.00	-75.00	107844
VEN01567	EMI HEALTH	10/28/2026	Regular	0.00	1,562.20	107845
0240	ENVIRONMENTAL RESOURCE ASSC ERA	10/28/2026	Regular	0.00	2,865.28	107846
0253	FASTWAY AUTO	10/28/2026	Regular	0.00	298.00	107847
0262	FISHER SCIENTIFIC	10/28/2026	Regular	0.00	1,890.62	107848
0284	GERBER CONSTRUCTION COMPANY	10/28/2026	Regular	0.00	2,043,925.00	107849
VEN01364	GRAY MATTER SYSTEMS, LLC	10/28/2026	Regular	0.00	14,900.00	107850
0325	HOSE & RUBBER SUPPLY	10/28/2026	Regular	0.00	15.00	107851
VEN01237	HUBER TECHNOLOGY, INC.	10/28/2026	Regular	0.00	5,976.96	107852
0357	INTERMOUNTAIN WORKMED SLC	10/28/2026	Regular	0.00	156.00	107853
0419	LAWSON PRODUCTS, INC.	10/28/2026	Regular	0.00	565.00	107854
0425	LES OLSON COMPANY	10/28/2026	Regular	0.00	33.86	107855
VEN01219	LONE STAR BLOWER, INC	10/28/2026	Regular	0.00	932.73	107856
0466	MOTION INDUSTRIES, INC.	10/28/2026	Regular	0.00	407.20	107857
0478	MUTUAL OF OMAHA	10/28/2026	Regular	0.00	1,053.26	107858
VEN01609	PHOENIX NAP, LLC	10/28/2026	Regular	0.00	2,002.00	107859
0645	ROYAL WHOLESALE ELECTRIC	10/28/2026	Regular	0.00	6,677.49	107860
0031	RS AMERICAS, INC	10/28/2026	Regular	0.00	180.55	107861
0649	RUSH TRUCK CENTERS	10/28/2026	Regular	0.00	6,770.80	107862
0710	SPRINKLER-SUPPLY CO.	10/28/2026	Regular	0.00	525.99	107863
0712	STANDARD PLUMBING SUPPLY	10/28/2026	Regular	0.00	376.14	107864
0716	STATE FIRE SALES AND SERVICE	10/28/2026	Regular	0.00	858.63	107865
0725	STRINGHAM LUMBER	10/28/2026	Regular	0.00	79.26	107866
VEN01678	LINCOLN NATIONAL LIFE INSURANCE COMPANY	10/28/2026	Regular	0.00	21,514.50	107867
0770	UINTAH FASTENERS & SUPPLY	10/28/2026	Regular	0.00	314.85	107868
VEN01243	UNIFIRST FIRST AID AND SAFETY	10/28/2026	Regular	0.00	432.82	107869
0772	UNITED DIESEL SERVICE	10/28/2026	Regular	0.00	7,079.18	107870
0774	UNITED RENTALS, INC	10/28/2026	Regular	0.00	5,439.60	107871
VEN01398	UTAH-YAMAS CONTROLS	10/28/2026	Regular	0.00	17,587.00	107872
0838	WASATCH STEEL	10/28/2026	Regular	0.00	857.13	107873
0859	WESTERN BASIN LAND & LIVESTOCK	10/28/2026	Regular	0.00	15,898.55	107874
VEN01239	WESTERN TECHNOLOGIES INC.	10/28/2026	Regular	0.00	5,583.50	107875
0883	ZORO	10/28/2026	Regular	0.00	405.79	107876
0784	US BANK	10/26/2026	Bank Draft	0.00	6,988.25	DFT0002778

Bank Code AP Bank Summary

Payment Type	Payable Count	Payment Count	Discount	Payment
Regular Checks	238	143	0.00	3,245,192.06
Manual Checks	0	0	0.00	0.00
Voided Checks	0	1	0.00	-75.00
Bank Drafts	15	1	0.00	6,988.25
EFT's	117	69	0.00	4,037,607.01
	370	**214**	**0.00**	**7,289,712.32**

All Bank Codes Check Summary

Payment Type	Payable Count	Payment Count	Discount	Payment
Regular Checks	238	143	0.00	3,245,192.06
Manual Checks	0	0	0.00	0.00
Voided Checks	0	1	0.00	-75.00
Bank Drafts	15	1	0.00	6,988.25
EFT's	117	69	0.00	4,037,607.01
	370	**214**	**0.00**	**7,289,712.32**

Fund Summary

Fund	Name	Period	Amount
10	Operational Fund	10/2026	7,289,712.32
			7,289,712.32

Central Valley Water Reclamation Facility,

Detail Report
Account Detail
Date Range: 10/01/2026 - 10/31/2026

Account	Name	Beginning Balance	Total Activity	Ending Balance
Fund: 10 - Operational Fund				
10-401-4001	Operations Wages	2,183,611.98	220,640.46	2,404,252.44

Post Date	Packet Number	Source Transaction	Pmt Number	Description	Vendor	Project Account	Amount	Running Balance
10/08/2026	PYPKT01660	PYPKT01660 - 10/08/2...		PYPKT01660 - 10/08/2026 - Pay 10/8/2...			110,008.65	2,293,620.63
10/22/2026	PYPKT01666	PYPKT01666 - 10/22/2...		PYPKT01666 - 10/22/2026 - Pay 10/22/...			110,631.81	2,404,252.44

10-401-4002	Operations Overtime	110,384.50	3,965.08	114,349.58

Post Date	Packet Number	Source Transaction	Pmt Number	Description	Vendor	Project Account	Amount	Running Balance
10/08/2026	PYPKT01660	PYPKT01660 - 10/08/2...		PYPKT01660 - 10/08/2026 - Pay 10/8/2...			2,708.98	113,093.48
10/22/2026	PYPKT01666	PYPKT01666 - 10/22/2...		PYPKT01666 - 10/22/2026 - Pay 10/22/...			1,256.10	114,349.58

10-401-4003	Operations Retirement	556,315.10	55,707.43	612,022.53

Post Date	Packet Number	Source Transaction	Pmt Number	Description	Vendor	Project Account	Amount	Running Balance
10/08/2026	PYPKT01660	PYPKT01660 - 10/08/2...		PYPKT01660 - 10/08/2026 - Pay 10/8/2...			27,961.87	584,276.97
10/22/2026	PYPKT01666	PYPKT01666 - 10/22/2...		PYPKT01666 - 10/22/2026 - Pay 10/22/...			27,745.56	612,022.53

10-401-4004	Operations Benefits	680,726.76	67,081.01	747,807.77

Post Date	Packet Number	Source Transaction	Pmt Number	Description	Vendor	Project Account	Amount	Running Balance
10/01/2026	APPKT05531	OCT26-3835	5174	EMPLOYEE ASSISTANCE COVERAGE - OC...	0086 - BLOMQUIST HALE CONSULTING, INC.		156.90	680,883.66
10/08/2026	PYPKT01660	PYPKT01660 - 10/08/2...		PYPKT01660 - 10/08/2026 - Pay 10/8/2...			37,012.10	717,895.76
10/22/2026	PYPKT01666	PYPKT01666 - 10/22/2...		PYPKT01666 - 10/22/2026 - Pay 10/22/...			36,990.31	754,886.07
10/22/2026	GLPKT10623	JN07503		use Fidelity Forfeiture amount payroll 1...			-7,078.30	747,807.77

Detail Report **Date Range: 10/01/2026 - 10/31/2026**

Account	Name	Beginning Balance	Total Activity	Ending Balance
10-401-4021	Operations Uniforms	22,150.39	2,368.98	24,519.37

Post Date	Packet Number	Source Transaction	Pmt Number	Description	Vendor	Project Account	Amount	Running Balance
10/05/2026	APPKT05568	INV0023931	5185	BOOTS REIMBURSEMENT - 2026	VEN01451 - NAU, MASTER N.		215.00	22,365.39
10/07/2026	APPKT05574	4284950352	107766	UNIFORMS - BIO SOLID DEPT.	0136 - CINTAS		23.04	22,388.43
10/07/2026	APPKT05575	4284950549	107766	UNIFORMS - OPERATIONS DEPT.	0136 - CINTAS		418.69	22,807.12
10/07/2026	APPKT05576	4284950336	107766	UNIFORMS - MECHANICS DEPT.	0136 - CINTAS		51.88	22,859.00
10/14/2026	APPKT05638	4285683736	107839	UNIFORMS - BIO SOLID DEPT.	0136 - CINTAS		20.95	22,879.95
10/14/2026	APPKT05639	4285684158	107839	UNIFORMS - MECHANICS DEPT.	0136 - CINTAS		48.00	22,927.95
10/14/2026	APPKT05640	4285684180	107839	UNIFORMS - OPERATIONS DEPT.	0136 - CINTAS		405.95	23,333.90
10/21/2026	APPKT05666	4286482963	107839	UNIFORMS - BIO SOLID DEPT.	0136 - CINTAS		23.04	23,356.94
10/21/2026	APPKT05667	4286483242	107839	UNIFORMS - MECHANICS DEPT.	0136 - CINTAS		53.84	23,410.78
10/21/2026	APPKT05668	4286483253	107839	UNIFORMS - OPERATIONS DEPT.	0136 - CINTAS		418.69	23,829.47
10/22/2026	APPKT05646	INV0024052	5222	BOOTS REIMBURSEMENT - 2026	VEN0681 - SHAWN GROBERG		215.00	24,044.47
10/28/2026	APPKT05683	4287171705	107887	UNIFORMS - MECHANICS DEPT.	0136 - CINTAS		48.00	24,092.47
10/28/2026	APPKT05684	4287171608	107887	UNIFORMS - OPERATIONS DEPT.	0136 - CINTAS		405.95	24,498.42
10/28/2026	APPKT05685	4287171417	107887	UNIFORMS - BIO SOLID DEPT.	0136 - CINTAS		20.95	24,519.37

10-401-4022	Operations Travel and Learning	51,593.56	550.53	52,144.09

Post Date	Packet Number	Source Transaction	Pmt Number	Description	Vendor	Project Account	Amount	Running Balance
10/05/2026	APPKT05531	INV0023901	5166	FINAL RECONCILIATION - WEFTEC 2026	VEN01451 - NAU, MASTER N.		230.87	51,824.43
10/06/2026	APPKT05531	INV0023904	5159	FINAL RECONCILIATION - WEFTEC 2026	VEN01427 - ADAMS, BRADY		92.89	51,917.32
10/06/2026	GLPKT10492	JN07471		Brock paid back for travel expenses			-2,367.92	49,549.40
10/08/2026	APPKT05568	INV0023934	5189	FINAL RECONCILIATION - WEFTEC 2026	VEN0670 - SEAN FISCHER		354.24	49,903.64
10/08/2026	APPKT05568	INV0023935	5190	FINAL RECONCILIATION - WEFTEC 2026	VEN0681 - SHAWN GROBERG		65.75	49,969.39
10/13/2026	APPKT05586	INV0023974	5187	FINAL RECONCILIATION - WEFTEC 2026	VEN01294 - NOWELL, JAY		242.71	50,212.10
10/13/2026	APPKT05586	INV0023975	5179	FINAL RECONCILIATION - WEFTEC 2026	VEN01355 - JEFF BULLOCK		258.99	50,471.09
10/14/2026	APPKT05599	INV0023995	5203	REIMBURSEMENT - OPERATOR GRADE I ...	VEN01652 - THOMAS CAWLEY		163.00	50,634.09
10/26/2026	GLPKT10632	JN07509		WEAU 14 Operators			1,400.00	52,034.09
10/26/2026	GLPKT10632	JN07509		SLC AIRPORT PARKING Airport parking ...			110.00	52,144.09

10-401-4023	Operations Memberships	2,706.00	99.00	2,805.00

Post Date	Packet Number	Source Transaction	Pmt Number	Description	Vendor	Project Account	Amount	Running Balance
10/26/2026	GLPKT10632	JN07509		WEF MAIN membership - Austin Peters...			99.00	2,805.00

10-401-4027	Operations Supplies	38,827.27	91.24	38,918.51

Post Date	Packet Number	Source Transaction	Pmt Number	Description	Vendor	Project Account	Amount	Running Balance
10/21/2026	POPKT16924	912527519	5231	Galvanized hose bands 2LPD5	0827 - GRAINGER		56.25	38,883.52
10/26/2026	POPKT16931	INV0024069	DFT0002778	Permatex 80078 Anti-Seize Lubricant wi...	0784 - US BANK		16.24	38,899.76
10/26/2026	POPKT16939	9131149982		Galvanized hose bands 2LPD5	0827 - GRAINGER		18.75	38,918.51

Detail Report

Date Range: 10/01/2026 - 10/31/2026

Account	Name	Beginning Balance	Total Activity	Ending Balance
10-401-4300	Operations Telephone	4,371.33	489.93	4,861.26

Post Date	Packet Number	Source Transaction	Pmt Number	Description	Vendor	Project Account	Amount	Running Balance
10/01/2026	APPKT05581	804228176	107822	ACCT#5-BVMFDXWV, SERVICE 10/1/26 ...	VEN01631 - LEVEL 3 COMMUNICATIONS, L...		173.73	4,545.06
10/01/2026	APPKT05586	362000085624	107833	ACCT#100000124710; DASH CAM SERVI...	0817 - VERIZON WIRELESS		46.02	4,591.08
10/26/2026	GLPKT10632	JN07509		Verizon control room			62.76	4,653.84
10/26/2026	GLPKT10632	JN07509		Verizon darin morris			52.76	4,706.60
10/26/2026	GLPKT10632	JN07509		Verizon Josh hunsaker			52.22	4,758.82
10/26/2026	GLPKT10632	JN07509		Verizon Shawn Groberg			39.68	4,798.50
10/26/2026	GLPKT10632	JN07509		Verizon Sharon Burton			62.76	4,861.26

Account	Name	Beginning Balance	Total Activity	Ending Balance
10-401-4600	Operations Water	23,042.17	3,676.49	26,718.66

Post Date	Packet Number	Source Transaction	Pmt Number	Description	Vendor	Project Account	Amount	Running Balance
10/01/2026	APPKT05570	.6230.01 10012026	107767	ACCT#.6230.01; FIRE LINE - SEPT. 2026	0138 - CITY OF SOUTH SALT LAKE		244.96	23,287.13
10/01/2026	APPKT05571	.6220.01 10012026	107767	ACCT#.6220.01; TRANSPORTATION FEE ...	0138 - CITY OF SOUTH SALT LAKE		2,693.36	25,980.49
10/01/2026	APPKT05572	.5930.01 10012026	107767	ACCT#.5930.01; STORM WATER - SEPT. ...	0138 - CITY OF SOUTH SALT LAKE		738.17	26,718.66

Account	Name	Beginning Balance	Total Activity	Ending Balance
10-401-5100	Operations Polymer	360,360.00	36,036.00	396,396.00

Post Date	Packet Number	Source Transaction	Pmt Number	Description	Vendor	Project Account	Amount	Running Balance
10/05/2026	POPKT16843	2072688	107787	Polymer for OCT. 2026	0538 - POLYDYNE, INC.		36,036.00	396,396.00

Account	Name	Beginning Balance	Total Activity	Ending Balance
10-401-5300	Operations Ferric Sulfate	220,314.25	83,100.60	303,414.85

Post Date	Packet Number	Source Transaction	Pmt Number	Description	Vendor	Project Account	Amount	Running Balance
10/01/2026	POPKT16834	2026100114201	5192	Ferric Sulfate for GH	0742 - THATCHER CHEMICAL COMPANY		9,632.63	229,946.88
10/01/2026	POPKT16834	2026100114203	5192	Ferric Sulfate for the plant	0742 - THATCHER CHEMICAL COMPANY		9,496.12	239,443.00
10/01/2026	POPKT16834	2026100114206	5192	Ferric Sulfate for GH	0742 - THATCHER CHEMICAL COMPANY		9,488.14	248,931.14
10/01/2026	POPKT16834	2026100114210	5192	Ferric Sulfate for GH	0742 - THATCHER CHEMICAL COMPANY		9,466.25	258,397.39
10/12/2026	POPKT16869	2026100115070	5224	Ferric for GH 30,000lbs	0742 - THATCHER CHEMICAL COMPANY		9,533.20	267,930.59
10/13/2026	POPKT16870	2026100115114	5224	Ferric sulfate for the Plant	0742 - THATCHER CHEMICAL COMPANY		9,458.09	277,388.68
10/13/2026	POPKT16885	2026100115123	5224	Ferric sulfate for the Plant	0742 - THATCHER CHEMICAL COMPANY		10,046.43	287,435.11
10/22/2026	POPKT16946	2026100115465	5224	Ferric sulfate for the Plant	0742 - THATCHER CHEMICAL COMPANY		9,584.36	297,019.47
10/22/2026	POPKT16947	2026100115466	5224	Ferric Sulfate for GH	0742 - THATCHER CHEMICAL COMPANY		6,395.38	303,414.85

Account	Name	Beginning Balance	Total Activity	Ending Balance
10-401-6200	Operations Tools & Small Equipment	62,836.88	1,939.76	64,776.64

Post Date	Packet Number	Source Transaction	Pmt Number	Description	Vendor	Project Account	Amount	Running Balance
10/14/2026	POPKT16882	9115554116	5214	EXTECH Infrared Thermometer	0827 - GRAINGER		194.80	63,031.68
10/26/2026	POPKT16931	INV0024063	DFT0002778	Swivel Shop Stool with Backrest	0784 - US BANK		165.72	63,197.40
10/26/2026	POPKT16931	INV0024069	DFT0002778	KORCCI Suction Cup Hooks 12Pack - Max..	0784 - US BANK		9.73	63,207.13
10/26/2026	POPKT16931	INV0024070	DFT0002778	Permeate Pumps	0784 - US BANK		779.98	63,987.11
10/26/2026	GLPKT10632	JN07509		Verizon Josh hunsaker - new phone			833.01	64,820.12
10/26/2026	GLPKT10632	JN07509		AMAZON coolers return po#17991			-43.48	64,776.64

Account	Name	Beginning Balance	Total Activity	Ending Balance
10-401-6400	Operations Maintenance	83,580.61	47.99	83,628.60

Post Date	Packet Number	Source Transaction	Pmt Number	Description	Vendor	Project Account	Amount	Running Balance
10/07/2026	APPKT05566	EA1739430	107780	MONTHLY CONTRACT SERVICE - BLOWE...	0425 - LES OLSON COMPANY		14.13	83,594.74
10/14/2026	APPKT05661	EA1743427	107855	MONTHLY CONTRACT SERVICE - CONTR...	0425 - LES OLSON COMPANY		33.86	83,628.60

Detail Report **Date Range: 10/01/2026 - 10/31/2026**

Account	Name	Beginning Balance	Total Activity	Ending Balance
10-401-6700	Operations Fuel	67,582.65	56,380.86	123,963.51

Post Date	Packet Number	Source Transaction	Pmt Number	Description	Vendor	Project Account	Amount	Running Balance
10/01/2026	POPKT16826	IN5128340	107795	No lead fuel	VEN01603 - SAPP BROS INC.		5,981.97	73,564.62
10/07/2026	POPKT16868	1703718-IN	107785	DEF Fuel	0753 - PILOT THOMAS LOGISTCS		642.80	74,207.42
10/20/2026	POPKT16950	1228481-IN	5220	Diesel fuel	0175 - REBEL OIL COMPANY		49,756.09	123,963.51

Account	Name	Beginning Balance	Total Activity	Ending Balance
10-402-4001	Mechanics Wages	915,407.59	94,379.80	1,009,787.39

Post Date	Packet Number	Source Transaction	Pmt Number	Description	Vendor	Project Account	Amount	Running Balance
10/08/2026	PYPKT01660	PYPKT01660 - 10/08/2...		PYPKT01660 - 10/08/2026 - Pay 10/8/2...			47,166.62	962,574.21
10/22/2026	PYPKT01666	PYPKT01666 - 10/22/2...		PYPKT01666 - 10/22/2026 - Pay 10/22/...			47,213.18	1,009,787.39

Account	Name	Beginning Balance	Total Activity	Ending Balance
10-402-4002	Mechanics Overtime	32,923.91	929.87	33,853.78

Post Date	Packet Number	Source Transaction	Pmt Number	Description	Vendor	Project Account	Amount	Running Balance
10/08/2026	PYPKT01660	PYPKT01660 - 10/08/2...		PYPKT01660 - 10/08/2026 - Pay 10/8/2...			387.75	33,311.66
10/22/2026	PYPKT01666	PYPKT01666 - 10/22/2...		PYPKT01666 - 10/22/2026 - Pay 10/22/...			542.12	33,853.78

Account	Name	Beginning Balance	Total Activity	Ending Balance
10-402-4003	Mechanics Retirement	230,400.40	23,827.41	254,227.81

Post Date	Packet Number	Source Transaction	Pmt Number	Description	Vendor	Project Account	Amount	Running Balance
10/08/2026	PYPKT01660	PYPKT01660 - 10/08/2...		PYPKT01660 - 10/08/2026 - Pay 10/8/2...			11,888.59	242,288.99
10/22/2026	PYPKT01666	PYPKT01666 - 10/22/2...		PYPKT01666 - 10/22/2026 - Pay 10/22/...			11,938.82	254,227.81

Account	Name	Beginning Balance	Total Activity	Ending Balance
10-402-4004	Mechanics Benefits	262,245.71	25,533.85	287,779.56

Post Date	Packet Number	Source Transaction	Pmt Number	Description	Vendor	Project Account	Amount	Running Balance
10/01/2026	APPKT05531	OCT25-3835	5174	EMPLOYEE ASSISTANCE COVERAGE - OC...	0086 - BLOMQUIST HALE CONSULTING, INC.		57.53	262,303.24
10/08/2026	PYPKT01660	PYPKT01660 - 10/08/2...		PYPKT01660 - 10/08/2026 - Pay 10/8/2...			14,107.10	276,410.34
10/22/2026	PYPKT01666	PYPKT01666 - 10/22/2...		PYPKT01666 - 10/22/2026 - Pay 10/22/...			14,114.48	290,524.82
10/22/2026	GLPKT10623	JN07503		use Fidelity Forfeiture amount payroll 1...			-2,745.26	287,779.56

Account	Name	Beginning Balance	Total Activity	Ending Balance
10-402-4021	Mechanics Uniforms	13,279.19	1,683.62	14,962.81

Post Date	Packet Number	Source Transaction	Pmt Number	Description	Vendor	Project Account	Amount	Running Balance
10/07/2026	APPKT05576	4284950336	107766	UNIFORMS - MECHANICS DEPT.	0136 - CINTAS		328.35	13,607.54
10/14/2026	APPKT05639	4285684158	107839	UNIFORMS - MECHANICS DEPT.	0136 - CINTAS		297.71	13,905.25
10/21/2026	APPKT05667	4286483242	107839	UNIFORMS - MECHANICS DEPT.	0136 - CINTAS		329.85	14,235.10
10/22/2026	APPKT05645	INV0024044	5215	BOOTS REIMBURSEMENT - 2026	VEN0309 - HADLEY GUNN		215.00	14,450.10
10/28/2026	APPKT05683	4287171705	107887	UNIFORMS - MECHANICS DEPT.	0136 - CINTAS		297.71	14,747.81
10/29/2026	APPKT05680	INV0024112	5240	BOOTS REIMBURSEMENT - 2026	VEN0670 - SEAN FISCHER		215.00	14,962.81

Account	Name	Beginning Balance	Total Activity	Ending Balance
10-402-4022	Mechanics Travel and Learning	27,263.86	271.07	27,534.93

Post Date	Packet Number	Source Transaction	Pmt Number	Description	Vendor	Project Account	Amount	Running Balance
10/08/2026	APPKT05568	INV0023932	5176	FINAL RECONCILIATION - WEFTEC 2026	VEN0131 - CHRIS REILLEY		290.95	27,554.81
10/16/2026	GLPKT10567	JN07496		Repayemnt for hotel - WEFECT			-325.88	27,228.93
10/20/2026	APPKT05619	INV0024016	5199	REIMBURSEMENT - MECHANIC EXAM	VEN01527 - BURKHOUR, CHARLES M		106.00	27,334.93
10/26/2026	GLPKT10632	JN07509		WEAU Machanics - Sean & Brock			200.00	27,534.93

Detail Report **Date Range: 10/01/2026 - 10/31/2026**

Account	Name	Beginning Balance	Total Activity	Ending Balance
10-402-4027	Mechanics Supplies	3,610.79	374.26	3,985.05

Post Date	Packet Number	Source Transaction	Pmt Number	Description	Vendor	Project Account	Amount	Running Balance
10/13/2026	POPKT16863	9113289582	5214	Blue Loctite	0827 - GRAINGER		39.48	3,650.27
10/13/2026	POPKT16863	9113289582	5214	Red Loctite	0827 - GRAINGER		68.73	3,719.00
10/14/2026	POPKT16874	9114328785	5214	oil filter wrench P/N# 4F377	0827 - GRAINGER		18.94	3,737.94
10/14/2026	POPKT16874	9114328785	5214	oil filter wrench P/N# 1GF35	0827 - GRAINGER		12.92	3,750.86
10/26/2026	POPKT16939	9131149990		1/4" tire chuck item#48wc32	0827 - GRAINGER		13.97	3,764.83
10/29/2026	POPKT16972	9136759595		Duct Tape (30F044	0827 - GRAINGER		56.82	3,821.65
10/29/2026	POPKT16972	9136759595		Safety Glasses 22FT31	0827 - GRAINGER		132.84	3,954.49
10/29/2026	POPKT16972	9136759595		trash can	0827 - GRAINGER		30.56	3,985.05

Account	Name	Beginning Balance	Total Activity	Ending Balance
10-402-4100	Mechanics Contract Services	242,466.10	42,004.66	284,470.76

Post Date	Packet Number	Source Transaction	Pmt Number	Description	Vendor	Project Account	Amount	Running Balance
10/13/2026	POPKT16920	698	107840	W/O#89908 Admin roof membrane	VEN01210 - COLLINS ROOFING		1,541.04	244,007.14
10/13/2026	POPKT16920	698	107840	A hole in the roof membrane that needs...	VEN01210 - COLLINS ROOFING		0.01	244,007.15
10/19/2026	POPKT16921	731	107840	Roof repairs on the E RSS, and Surge tan...	VEN01210 - COLLINS ROOFING		1,400.00	245,407.15
10/19/2026	POPKT16922	734	107840	Roof repairs on the Admin building	VEN01210 - COLLINS ROOFING		3,500.00	248,907.15
10/19/2026	APPKT05643	732	107840	REQ18634 - ROOF REPAIRS ON MAINTE...	VEN01210 - COLLINS ROOFING		4,483.61	253,390.76
10/20/2026	POPKT16896	23710	107824	Add top rail to newly installed fence by ...	VEN01681 - MOUNTAIN STATES FENCE CO...		3,325.00	256,715.76
10/26/2026	APPKT05673	764		REQ18679 - ROOF REPAIRS ON SURGE T...	VEN01210 - COLLINS ROOFING		1,173.00	257,888.76
10/31/2026	POPKT16999	500		clean yard	0600 - R & S GUNN, INC.		3,360.00	261,248.76
10/31/2026	POPKT16999	500		Ballard braces fabricate proto type	0600 - R & S GUNN, INC.		12,990.00	274,238.76
10/31/2026	POPKT16999	500		head works install safety rings	0600 - R & S GUNN, INC.		2,190.00	276,428.76
10/31/2026	POPKT16999	500		Blower bld. fabricate portable wall for lo...	0600 - R & S GUNN, INC.		2,090.00	278,518.76
10/31/2026	POPKT16999	500		solid contact modify	0600 - R & S GUNN, INC.		5,952.00	284,470.76

Account	Name	Beginning Balance	Total Activity	Ending Balance
10-402-4300	Mechanics Telephone	3,955.13	454.43	4,409.56

Post Date	Packet Number	Source Transaction	Pmt Number	Description	Vendor	Project Account	Amount	Running Balance
10/01/2026	APPKT05581	804228176	107822	ACCT#5-BVMFDXWV, SERVICE 10/1/26 ...	VEN01631 - LEVEL 3 COMMUNICATIONS, L...		131.86	4,086.99
10/01/2026	APPKT05586	362000085624	107833	ACCT#100000124710; DASH CAM SERVI...	0817 - VERIZON WIRELESS		230.13	4,317.12
10/26/2026	GLPKT10632	JN07509		Verizon Jared Obrien			52.76	4,369.88
10/26/2026	GLPKT10632	JN07509		Verizon chris reilley			39.68	4,409.56

Account	Name	Beginning Balance	Total Activity	Ending Balance
10-402-6200	Mechanics Tools & Small Equipment	14,041.63	889.94	14,931.57

Post Date	Packet Number	Source Transaction	Pmt Number	Description	Vendor	Project Account	Amount	Running Balance
10/26/2026	POPKT16931	INV0024061	DFT0002778	Pneumatic Fluid Evacuator 10.5L asin#B...	0784 - US BANK		206.60	14,248.23
10/26/2026	POPKT16931	INV0024061	DFT0002778	Promotion applied	0784 - US BANK		-20.31	14,227.92
10/26/2026	POPKT16931	INV0024061	DFT0002778	Pneumatic Fluid Evacuator 15L asin#B0...	0784 - US BANK		199.62	14,427.54
10/26/2026	POPKT16931	INV0024062	DFT0002778	Pneumatic Fluid Evacuator 8 gal asin#B0...	0784 - US BANK		271.59	14,699.13
10/26/2026	POPKT16931	INV0024071	DFT0002778	ZunDian 12/24V Heavy duty booster pack	0784 - US BANK		232.44	14,931.57

Detail Report **Date Range: 10/01/2026 - 10/31/2026**

Account	Name	Beginning Balance	Total Activity	Ending Balance
10-402-6300	Mechanics Vehicles Maintenance	5,785.94	100.45	5,886.39

Post Date	Packet Number	Source Transaction	Pmt Number	Description	Vendor	Project Account	Amount	Running Balance
10/14/2026	POPKT16886	024236	107890	oil filter #7047	0282 - GENUINE PARTS CO.		14.85	5,800.79
10/19/2026	POPKT16886	280157426	5219	repair low tire left rear	0556 - PURCELL TIRE AND SERVICE CENTER		42.80	5,843.59
10/26/2026	POPKT16928	280158489	5219	repair flat tire	0556 - PURCELL TIRE AND SERVICE CENTER		42.80	5,886.39

Detail Report

Date Range: 10/01/2026 - 10/31/2026

Account	Name	Beginning Balance	Total Activity	Ending Balance
10-402-6400	Mechanics Maintenance	650,562.70	87,913.58	738,476.28

Post Date	Packet Number	Source Transaction	Pmt Number	Description	Vendor	Project Account	Amount	Running Balance
10/01/2026	POPKT16814	909084	5172	40S-6H8-01 Air Cylinder	VEN01670 - ANDRONACO INDUSTRIES, LLC		21,739.52	672,302.22
10/01/2026	POPKT16814	909084	5172	4RS-6H8-01 Air Cylinder Repair Kit-Super..	VEN01670 - ANDRONACO INDUSTRIES, LLC		7,734.00	680,036.22
10/01/2026	POPKT16919	26-01738	107842	Grundfos Control Box	0189 - DELCO WESTERN		153.30	680,189.52
10/01/2026	POPKT16919	26-01738	107842	Grundfos 1/2 hp motor 1x115V 3W	0189 - DELCO WESTERN		553.80	680,743.32
10/01/2026	POPKT16919	26-01738	107842	12/3 W/G pump cable	0189 - DELCO WESTERN		12.20	680,755.52
10/01/2026	POPKT16919	26-01738	107842	1F X 1F - HG flow control valve - 2 gpm	0189 - DELCO WESTERN		96.35	680,851.87
10/01/2026	POPKT16919	26-01738	107842	5SO5-9: 1/2 hp pump end only	0189 - DELCO WESTERN		863.85	681,715.72
10/01/2026	POPKT16919	26-01738	107842	1F X 1F - HG flow control valve - 1 gpm	0189 - DELCO WESTERN		96.35	681,812.07
10/01/2026	POPKT16919	26-01738	107842	FLOAT-NC-WA-mini	0189 - DELCO WESTERN		96.00	681,908.07
10/01/2026	POPKT16919	26-01738	107842	1F X 1F - HG flow control valve - 3 gpm	0189 - DELCO WESTERN		96.35	682,004.42
10/01/2026	POPKT16919	26-01738	107842	#14-10 splice kit	0189 - DELCO WESTERN		7.59	682,012.01
10/01/2026	POPKT16919	26-01738	107842	12/3 W/G pump cable	0189 - DELCO WESTERN		73.20	682,085.21
10/07/2026	APPKT05566	EA1739430	107780	MONTHLY CONTRACT SERVICE - MAINT...	0425 - LES OLSON COMPANY		15.99	682,101.20
10/07/2026	POPKT16832	270546	107868	304 Stainless M12x1.75 mm Nuts	0770 - UINTAH FASTENERS & SUPPLY		6.75	682,107.95
10/07/2026	POPKT16832	270546	107868	304 Stainless M12x1.75-50 mm Bolts	0770 - UINTAH FASTENERS & SUPPLY		19.50	682,127.45
10/07/2026	POPKT16832	270546	107868	304 Stainless M12 Washers	0770 - UINTAH FASTENERS & SUPPLY		2.70	682,130.15
10/07/2026	POPKT16834	9107525124	5202	V-Belt - 4L240	0827 - GRAINGER		34.84	682,164.99
10/07/2026	POPKT16834	9107525124	5202	Band Saw Blade 11ft L x 1 in W (4WA97	0827 - GRAINGER		97.82	682,262.81
10/07/2026	POPKT16834	9107525124	5202	6203 Bearing VV C3 BRG	0827 - GRAINGER		58.18	682,320.99
10/07/2026	POPKT16834	9107525124	5202	Blue thread sealant 16oz PTFE (4YRX1	0827 - GRAINGER		67.02	682,388.01
10/07/2026	POPKT16834	9107525124	5202	Hand Sanitizer 12 pack	0827 - GRAINGER		104.24	682,492.25
10/07/2026	POPKT16834	9107525124	5202	5 gal Bucket (Grainger #49EN48	0827 - GRAINGER		153.90	682,646.15
10/07/2026	POPKT16834	S108238311.001		1" Stop & Waste for stock	0472 - MOUNTAINLAND SUPPLY COMPANY		889.50	683,535.65
10/07/2026	POPKT16850	022826	107772	K&N oil filter #HP1017	0282 - GENUINE PARTS CO.		23.18	683,558.83
10/08/2026	APPKT05573	9175632254	5170	ARGON REFILL	0024 - AIRGAS USA, LLC		138.88	683,697.71
10/08/2026	POPKT16834	337886	107873	2.53 1/4 HITCH TUBE	0838 - WASATCH STEEL		137.77	683,835.48
10/08/2026	POPKT16834	337886	107873	3/4 SCH 40 BPE	0838 - WASATCH STEEL		70.56	683,906.04
10/12/2026	POPKT16850	0254754	107841	55 Gallon drum PC Enduratex EP 220 Sy...	0170 - CRUS OIL INC.		2,446.09	686,352.13
10/12/2026	POPKT16850	9109632704	5202	W/O#0091494 MOBIL Mobilux EP2 grea...	0827 - GRAINGER		121.30	686,473.43
10/12/2026	POPKT16850	9313863990	107854	#28276 5Pk, 1/4x1/4 tube x MNPT Shark...	0419 - LAWSON PRODUCTS, INC.		565.00	687,038.43
10/12/2026	POPKT16863	270662	107868	m16x20 stainless nuts	0770 - UINTAH FASTENERS & SUPPLY		22.50	687,060.93
10/12/2026	POPKT16863	270662	107868	m16x20 stainless all thread	0770 - UINTAH FASTENERS & SUPPLY		29.00	687,089.93
10/12/2026	POPKT16886	0030043787-001	107820	3/4 inch sch 80 pvc	0158 - HERITAGE POOL SUPPLY GROUP, INC.		36.60	687,126.53
10/13/2026	POPKT16863	270661	107868	7/8" x 3" grade 5 bolts	0770 - UINTAH FASTENERS & SUPPLY		52.00	687,178.53
10/13/2026	POPKT16863	338388	107873	4 1/4 SQUARE TUBE	0838 - WASATCH STEEL		437.20	687,615.73
10/13/2026	POPKT16863	338388	107873	3/8 X 4 FLAT BAR	0838 - WASATCH STEEL		211.60	687,827.33
10/13/2026	POPKT16863	9113289590	5214	A-70 belt	0827 - GRAINGER		39.51	687,866.84
10/13/2026	POPKT16863	9175632277	5170	10 liters liquid nitrogen	0024 - AIRGAS USA, LLC		100.00	687,966.84
10/13/2026	POPKT16863	CD10031829	107852	506927 Wear Bar	VEN01237 - HUBER TECHNOLOGY, INC.		3,587.40	691,554.24
10/13/2026	POPKT16863	CD10031829	107852	shipping	VEN01237 - HUBER TECHNOLOGY, INC.		75.00	691,629.24
10/13/2026	POPKT16863	CD10031829	107852	714030 Strip Brush	VEN01237 - HUBER TECHNOLOGY, INC.		2,314.56	693,943.80
10/13/2026	APPKT05599	9114328777	5214	PO#18822 - LOCTITE FOR SHOP	0827 - GRAINGER		68.05	694,011.85

Account	Name	Beginning Balance	Total Activity	Ending Balance
10-402-6400	Mechanics Maintenance - Continued	650,562.70	87,913.58	738,476.28

Post Date	Packet Number	Source Transaction	Pmt Number	Description	Vendor	Project Account	Amount	Running Balance
10/13/2026	APPKT05634	02251254	107851	STOCK TUBING	0325 - HOSE & RUBBER SUPPLY		15.00	594,026.85
10/13/2026	APPKT05635	079281	107844	PULL TEST	VEN01125 - ELKO WIRE ROPE		75.00	594,101.85
10/13/2026	APPKT05636	5527891114	5205	ACCT#2395116, RENT CYL - SEPT. 2026	0024 - AIRGAS USA, LLC		94.50	594,196.35
10/13/2026	APPKT05705	079281-R	107844	ELKO WIRE ROPE Reversal	VEN01125 - ELKO WIRE ROPE		-75.00	594,121.35
10/14/2026	POPKT16882	9115554108	5214	2" SS BALL VALVE	0827 - GRAINGER		237.07	594,358.42
10/16/2026	APPKT05607	270941	107868	REQ18801 - 0080479 Grit washer #3 rot...	0770 - UINTAH FASTENERS & SUPPLY		87.00	594,445.42
10/19/2026	POPKT16886	0255406	107841	5 gallon R&O 46 oil	0170 - CRUS OIL INC.		263.60	594,709.02
10/19/2026	POPKT16886	270864	107868	12mm x 45mm grade 10.9 bolts	0770 - UINTAH FASTENERS & SUPPLY		15.60	594,724.62
10/19/2026	POPKT16886	270864	107868	12mm grade 10.9 nuts	0770 - UINTAH FASTENERS & SUPPLY		13.20	594,737.82
10/19/2026	POPKT16886	270864	107868	12mm external star lock washer	0770 - UINTAH FASTENERS & SUPPLY		15.60	594,753.42
10/19/2026	POPKT16886	270864	107868	12mm x 40mm grade 10.9 bolts	0770 - UINTAH FASTENERS & SUPPLY		15.00	594,768.42
10/19/2026	POPKT16886	9117394578	5214	CLR	0827 - GRAINGER		28.40	594,796.82
10/19/2026	POPKT16886	PS-INV113312	107856	1001700223 KIT, OIL SAMPLE LSBOSK-10	VEN01219 - LONE STAR BLOWER, INC		932.73	595,729.55
10/20/2026	POPKT16896	9118748848	5231	PTFE JOINT SEALANT 45CD84	0827 - GRAINGER		379.56	596,109.11
10/20/2026	POPKT16896	BKCD00	107864	1" Cenflo HD Poly Pipe 160 PSI (4710) 3...	0712 - STANDARD PLUMBING SUPPLY		376.14	596,485.25
10/20/2026	POPKT16896	UT01-00903006	107857	Bearings 23216-2RLD Radial PT#5788691	0466 - MOTION INDUSTRIES, INC.		115.60	596,600.85
10/20/2026	POPKT16896	UT01-00903006	107857	Bearings NTA 4458 BRG PT#94524	0466 - MOTION INDUSTRIES, INC.		89.20	596,690.05
10/20/2026	POPKT16896	UT01-00903135	107857	Bearings TRD 4458 Thrust Race PT#947...	0466 - MOTION INDUSTRIES, INC.		202.40	596,892.45
10/20/2026	POPKT16924	02260643	107892	Hyd. hose made to length	0325 - HOSE & RUBBER SUPPLY		118.26	597,010.71
10/20/2026	POPKT16924	0255988	107841	55 gal drum of Petro Canada R&O 150	0170 - CRUS OIL INC.		1,252.98	598,263.69
10/21/2026	POPKT16928	02261560		1/4" X 6' x 4' sheet of rubber	0325 - HOSE & RUBBER SUPPLY		164.40	598,428.09
10/21/2026	APPKT05669	59776249		ACCT#71716899, CYLINDER RENTAL 9/2...	0541 - LINDE GAS & EQUIPMENT INC.		379.90	598,807.99
10/21/2026	APPKT05670	59793296		ACCT#75909258, CYLINDER RENTAL 9/2...	0541 - LINDE GAS & EQUIPMENT INC.		1,070.26	599,878.25
10/22/2026	APPKT05672	S108277192.001		PVC ADAPTER, TEE, COUPLING, ELBOW, ...	0472 - MOUNTAINLAND SUPPLY COMPANY		127.89	700,006.14
10/26/2026	POPKT16931	INV0024060	DFT0002778	Pall Athalon UE210AS04Z	0784 - US BANK		449.59	700,455.73
10/26/2026	POPKT16931	INV0024067	DFT0002778	Filter Fuel (70015) 400-10 Fuel Station	0784 - US BANK		90.57	700,546.30
10/26/2026	POPKT16931	INV0024068	DFT0002778	Cim Tek #800HS-30-part #70068 Fuel Fil...	0784 - US BANK		188.16	700,734.46
10/26/2026	POPKT16931	INV0024074	DFT0002778	Drum of 40% Propylene Glycol	0784 - US BANK		3,077.26	703,811.72
10/26/2026	GLPKT10632	JN07509		CHUBBYS CAFE Lunch w/Hadley, Jay No...			71.79	703,883.51
10/26/2026	GLPKT10632	JN07509		THE HOME DEPOT Car Cleaning kit, tool ...			89.44	703,972.95
10/26/2026	POPKT16928	0256347	107841	petro-canada ENDURATEX Synthetic EP ...	0170 - CRUS OIL INC.		2,476.09	706,449.04
10/26/2026	POPKT16928	S10-26-97	5239	2" THRD SS BALL VALVE	0529 - PIPE VALVE AND FITTING CO.		350.76	706,799.80
10/27/2026	POPKT16939	271256	107868	5/8" ZP NC NYLOCK	0770 - UINTAH FASTENERS & SUPPLY		4.20	706,804.00
10/27/2026	POPKT16939	271256	107868	5/8" ZP FLAT WASHER	0770 - UINTAH FASTENERS & SUPPLY		4.80	706,808.80
10/27/2026	POPKT16939	271256	107868	5/8" X 6" ZP GR 5 NC CAP SCREW	0770 - UINTAH FASTENERS & SUPPLY		27.00	706,835.80
10/28/2026	POPKT16961	9132787889		SS Ball Valve - 1/2"	0827 - GRAINGER		129.48	706,965.28
10/28/2026	POPKT16961	9132787889		Brass Ball Valve - 1/2"	0827 - GRAINGER		83.58	707,048.86
10/28/2026	POPKT16961	9382	107902	Remove and replace tint in offices	VEN01555 - PRO-TINT INC.		605.08	707,653.94
10/29/2026	POPKT16972	9135804467		ball valves for stock	0827 - GRAINGER		554.12	708,208.06
10/29/2026	POPKT16972	9136759595		V-Belt - A35	0827 - GRAINGER		29.44	708,237.50
10/29/2026	POPKT16972	9136759595		Water Filter (Grainger #11U265	0827 - GRAINGER		456.48	708,693.98
10/29/2026	POPKT16972	9313916952		It#28275, 5PK, 1/4" tube x 1/8" MNPT s...	0419 - LAWSON PRODUCTS, INC.		512.00	709,205.98

Account	Name	Beginning Balance	Total Activity	Ending Balance
10-402-6400	Mechanics Maintenance - Continued	650,562.70	87,913.58	738,476.28

Post Date	Packet Number	Source Transaction	Pmt Number	Description	Vendor	Project Account	Amount	Running Balance
10/30/2026	APPKT05708	48147		REPAIR MCcCLOSKEY 621RE TROMMEL ...	0323 - HOLLAND EQUIPMENT CO.		680.00	709,885.98
10/31/2026	GLPKT10728	JN07532		Capital Account Transfer Landscaping			28,590.30	738,476.28

10-402-7070	Mechanics Pay-As-You-Go	1,463,444.35	235,131.00	1,698,575.35

Post Date	Packet Number	Source Transaction	Pmt Number	Description	Vendor	Project Account	Amount	Running Balance
10/13/2026	POPKT16863	9307031880	107792	GLV EXPAN FLT 3/4" #9 X 48 X 96	0651 - RYERSON INC.	Security Fencing North...	14,582.18	1,478,026.53
10/19/2026	APPKT05698	PAY APP 4 - CLARIFIER	107889	CLARIFIER PROJECT - CLARIFIER #3	VEN01366 - FOSSIL COATINGS, LLC	Primary & Secondary C..	73,500.00	1,551,526.53
10/19/2026	APPKT05704	PAY APP 4 - CLARIFIER	107889	CLARIFIER PROJECT - CLARIFIER #3	VEN01366 - FOSSIL COATINGS, LLC	Primary & Secondary C..	-73,500.00	1,478,026.53
10/22/2026	APPKT05680	124001-029		ADMIN ELEVATOR UPGRADE - OCT. 2026	0695 - SKYLINE ELECTRIC COMPANY	Admin Elevator 2026	2,041.25	1,480,067.78
10/27/2026	APPKT05660	10873	107875	ADMIN ELEVATOR	VEN01239 - WESTERN TECHNOLOGIES INC.	Admin Elevator 2026	343.00	1,480,410.78
10/28/2026	POPKT16961	9307077413	107906	ANG 6061 T6 3 X 3 X .25 X 300	0651 - RYERSON INC.	Primary & Secondary C..	13,642.98	1,494,053.76
10/28/2026	POPKT16961	9307100197	107906	ANG 6061 T6 3 X 3 X .25 X 300	0651 - RYERSON INC.	Primary & Secondary C..	10,704.49	1,504,758.25
10/31/2026	APPKT05716	PAY APP 2 - ELEVATOR		ELEVATOR PROJECT - OCT. 2026	VEN01410 - ARCHER WESTERN CONSTRUCT...	Admin Elevator 2026	26,261.25	1,531,019.50
10/31/2026	POPKT16999	500		Secondary # 1	0600 - R & S GUNN, INC.	Primary & Secondary C..	57,641.00	1,588,660.50
10/31/2026	POPKT16999	500		welding wire and consumables	0600 - R & S GUNN, INC.	Primary & Secondary C..	1,064.85	1,589,725.35
10/31/2026	POPKT16999	500		Primary #1 adjust	0600 - R & S GUNN, INC.	Primary & Secondary C..	3,850.00	1,593,575.35
10/31/2026	GLPKT10729	JN07533		Capital Account Transfer		Aeration Zone #2 Diffu...	105,000.00	1,698,575.35

10-403-4001	Electrical Wages	471,925.10	37,170.37	509,095.47

Post Date	Packet Number	Source Transaction	Pmt Number	Description	Vendor	Project Account	Amount	Running Balance
10/08/2026	PYPKT01660	PYPKT01660 - 10/08/2...		PYPKT01660 - 10/08/2026 - Pay 10/8/2...			19,114.53	491,039.63
10/22/2026	PYPKT01666	PYPKT01666 - 10/22/2...		PYPKT01666 - 10/22/2026 - Pay 10/22/...			18,055.84	509,095.47

10-403-4002	Electrical Overtime	17,844.28	1,251.01	19,095.29

Post Date	Packet Number	Source Transaction	Pmt Number	Description	Vendor	Project Account	Amount	Running Balance
10/08/2026	PYPKT01660	PYPKT01660 - 10/08/2...		PYPKT01660 - 10/08/2026 - Pay 10/8/2...			252.23	18,096.51
10/22/2026	PYPKT01666	PYPKT01666 - 10/22/2...		PYPKT01666 - 10/22/2026 - Pay 10/22/...			998.78	19,095.29

10-403-4003	Electrical Retirement	118,089.71	9,605.35	127,695.06

Post Date	Packet Number	Source Transaction	Pmt Number	Description	Vendor	Project Account	Amount	Running Balance
10/08/2026	PYPKT01660	PYPKT01660 - 10/08/2...		PYPKT01660 - 10/08/2026 - Pay 10/8/2...			4,841.69	122,931.40
10/22/2026	PYPKT01666	PYPKT01666 - 10/22/2...		PYPKT01666 - 10/22/2026 - Pay 10/22/...			4,763.66	127,695.06

10-403-4004	Electrical Benefits	123,965.03	7,221.50	131,186.53

Post Date	Packet Number	Source Transaction	Pmt Number	Description	Vendor	Project Account	Amount	Running Balance
10/01/2026	APPKT05531	OCT26-3835	5174	EMPLOYEE ASSISTANCE COVERAGE - OC...	0086 - BLOMQUIST HALE CONSULTING, INC.		31.38	123,996.41
10/08/2026	PYPKT01660	PYPKT01660 - 10/08/2...		PYPKT01660 - 10/08/2026 - Pay 10/8/2...			4,290.40	128,286.81
10/22/2026	PYPKT01666	PYPKT01666 - 10/22/2...		PYPKT01666 - 10/22/2026 - Pay 10/22/...			4,282.55	132,569.36
10/22/2026	GLPKT10623	JN07503		use Fidelity Forfeiture amount payroll 1...			-1,382.83	131,186.53

Detail Report **Date Range: 10/01/2026 - 10/31/2026**

Account	Name	Beginning Balance	Total Activity	Ending Balance
10-403-4021	Electrical Uniforms	9,265.95	1,061.48	10,327.43

Post Date	Packet Number	Source Transaction	Pmt Number	Description	Vendor	Project Account	Amount	Running Balance
10/07/2026	APPKT05577	4284950215	107766	UNIFORMS - ELECTRICAL DEPT.	0136 - CINTAS		265.37	9,531.32
10/14/2026	APPKT05637	4285683661	107839	UNIFORMS - ELECTRICAL DEPT.	0136 - CINTAS		265.37	9,796.69
10/21/2026	APPKT05665	4286482843	107839	UNIFORMS - ELECTRICAL DEPT.	0136 - CINTAS		265.37	10,062.06
10/28/2026	APPKT05682	4287171360	107887	UNIFORMS - ELECTRICAL DEPT.	0136 - CINTAS		265.37	10,327.43

Account	Name	Beginning Balance	Total Activity	Ending Balance
10-403-4022	Electrical Travel and Learning	9,003.01	240.00	9,243.01

Post Date	Packet Number	Source Transaction	Pmt Number	Description	Vendor	Project Account	Amount	Running Balance
10/05/2026	APPKT05531	INV0023899	5161	REIMBURSEMENT - ELECTRICAL CONTI...	VEN0192 - DENNY STOCK		80.00	9,083.01
10/12/2026	APPKT05579	INV0023957	5183	REIMBURSEMENT - CONTINUING EDUC...	VEN01491 - MIKLAUTSCH, HENRY		80.00	9,163.01
10/12/2026	APPKT05579	INV0023958	5194	REIMBURSEMENT - CONTINUING EDUC...	VEN0814 - VAN BILLS		80.00	9,243.01

Account	Name	Beginning Balance	Total Activity	Ending Balance
10-403-4023	Electrical Memberships	627.00	227.00	854.00

Post Date	Packet Number	Source Transaction	Pmt Number	Description	Vendor	Project Account	Amount	Running Balance
10/12/2026	APPKT05579	INV0023956	5183	REIMBURSEMENT - LICENSE RENEWAL	VEN01491 - MIKLAUTSCH, HENRY		84.00	711.00
10/13/2026	APPKT05586	INV0023973	5187	REIMBURSEMENT - LICENSE RENEW,CO...	VEN01294 - NOWELL, JAY		143.00	854.00

Account	Name	Beginning Balance	Total Activity	Ending Balance
10-403-4100	Electrical Contract Services	169,770.29	10,849.70	180,619.99

Post Date	Packet Number	Source Transaction	Pmt Number	Description	Vendor	Project Account	Amount	Running Balance
10/07/2026	POPKT16863	207861	5217	W/O 0088922 SSP HVAC units	0468 - MOUNTAIN VALLEY MECHANICAL INC		1,756.52	171,526.81
10/21/2026	POPKT16959	207923		Service unit 5104 MAHJ Admin building	0468 - MOUNTAIN VALLEY MECHANICAL INC		2,000.00	173,526.81
10/21/2026	POPKT16959	207923		W/O#90035 5104 MAHU at admin	0468 - MOUNTAIN VALLEY MECHANICAL INC		583.18	174,109.99
10/29/2026	POPKT16965	250085	107886	W/O 0089670 Transformer oil samples	VEN01640 - CHAD FULLER dba UTILITY TEST...		2,970.00	177,079.99
10/31/2026	POPKT16999	500		B N R fabricate control covers	0600 - R & S GLNN, INC.		3,540.00	180,619.99

Account	Name	Beginning Balance	Total Activity	Ending Balance
10-403-4300	Electrical Telephone	1,598.88	177.66	1,776.54

Post Date	Packet Number	Source Transaction	Pmt Number	Description	Vendor	Project Account	Amount	Running Balance
10/01/2026	APPKT05581	804228176	107822	ACCT#5-BVMFDXWV, SERVICE 10/1/26 ...	VEN01631 - LEVEL 3 COMMUNICATIONS, L...		124.90	1,723.78
10/26/2026	GLPKT10632	JN07509		Verizon Denny Stock			52.76	1,776.54

Account	Name	Beginning Balance	Total Activity	Ending Balance
10-403-6200	Electrical Tools & Small Equipment	11,371.02	918.63	12,289.65

Post Date	Packet Number	Source Transaction	Pmt Number	Description	Vendor	Project Account	Amount	Running Balance
10/07/2026	POPKT16834	9107525116	5202	41WY30 Scraper	0827 - GRAINGER		85.20	11,456.22
10/13/2026	POPKT16863	9109632688	5202	46U163 3/8 drop in setting tool	0827 - GRAINGER		9.04	11,465.26
10/13/2026	POPKT16863	9109632688	5202	46U162 1/4 drop in setting tool	0827 - GRAINGER		9.57	11,474.83
10/13/2026	POPKT16874	9114328751	5214	46U163 3/8 drop in setting tool	0827 - GRAINGER		18.08	11,492.91
10/13/2026	POPKT16874	9114328751	5214	46U162 1/4 drop in setting tool	0827 - GRAINGER		9.57	11,502.48
10/27/2026	POPKT16939	9131690001		40KJ09 Fluke proving unit	0827 - GRAINGER		727.56	12,230.04
10/27/2026	POPKT16939	9131690001		10K059 Wire nuts	0827 - GRAINGER		59.61	12,289.65

Detail Report

Date Range: 10/01/2026 - 10/31/2026

Account	Name	Beginning Balance	Total Activity	Ending Balance
10-403-6400	Electrical Maintenance	361,115.69	31,898.01	393,013.70

Post Date	Packet Number	Source Transaction	Pmt Number	Description	Vendor	Project Account	Amount	Running Balance
10/01/2026	POPKT16814	6695-1136745	107860	Appleton male cord end part# ACP6034...	0645 - ROYAL WHOLESALE ELECTRIC		650.00	361,765.69
10/01/2026	POPKT16814	6695-1137663	107860	SQD VW3A1104R30 Remote cable	0645 - ROYAL WHOLESALE ELECTRIC		56.00	361,821.69
10/01/2026	POPKT16814	6695-1137663	107860	SQD ATV630D22N4 30HP drive	0645 - ROYAL WHOLESALE ELECTRIC		4,968.69	366,790.38
10/01/2026	POPKT16814	6695-1137663	107860	SQD VW3A1112 Remote mount kit	0645 - ROYAL WHOLESALE ELECTRIC		91.76	366,882.14
10/01/2026	POPKT16814	6695-1137778	107860	HOFF A24P24 PANEL	0645 - ROYAL WHOLESALE ELECTRIC		126.50	367,008.64
10/01/2026	POPKT16917	267456508-001	107871	Towable Man lift and Steel Plate Rental	0774 - UNITED RENTALS, INC		3,329.76	370,338.40
10/04/2026	POPKT16918	267546254-001	107871	Steel Plate Rental - 9/16/26 TO 10/14/26	0774 - UNITED RENTALS, INC		2,000.00	372,338.40
10/04/2026	POPKT16918	267546254-001	107871	Steel Plate Rental - 9/16/26 TO 10/14/26	0774 - UNITED RENTALS, INC		109.84	372,448.24
10/07/2026	POPKT16832	9105271044	5202	59VX60 Motor for polymer ring pump	0827 - GRAINGER		1,557.00	374,005.24
10/08/2026	POPKT16834	31303024	107769	TARIFF SURCHARGE	0641 - EMERSON LLLP		129.40	374,134.64
10/08/2026	POPKT16834	31303024	107769	Rosemount 3144P Temperature Transmi..	0641 - EMERSON LLLP		1,942.96	376,077.60
10/12/2026	POPKT16850	9022604464	107861	Battery PS-1270F1	0031 - RS AMERICAS, INC		180.55	376,258.15
10/12/2026	POPKT16850	INV20188288	107876	Conduit Body Cover, 1/2 in. Hub, JB Seri...	0883 - ZORO		405.79	376,663.94
10/14/2026	POPKT16882	9113232442	5214	#36LP58 moisture pouch pack of 700. 1"...	0827 - GRAINGER		124.72	376,788.66
10/19/2026	POPKT16886	1101105	107888	led Drivers	0154 - COMMERCIAL LIGHTING SUPPLY		583.75	377,372.41
10/20/2026	POPKT16896	51115811	107815	Spare Digitrip 1150+ for LV Swichgear	0225 - ELECTRICAL RELIABILITY SERVICE		8,910.00	386,282.41
10/22/2026	POPKT16986	267456508-002	107911	Towable Man lift and Steel Plate Rental ...	0774 - UNITED RENTALS, INC		2,270.00	388,552.41
10/23/2026	POPKT16928	6695-1139118	107860	BWIRE 10STRRED500ft	0645 - ROYAL WHOLESALE ELECTRIC		195.35	388,747.76
10/23/2026	POPKT16928	6695-1139118	107860	BWIRE 10STRWHT500ft	0645 - ROYAL WHOLESALE ELECTRIC		195.35	388,943.11
10/23/2026	POPKT16928	6695-1139118	107860	BWIRE 10STRBLU500ft	0645 - ROYAL WHOLESALE ELECTRIC		195.35	389,138.46
10/23/2026	POPKT16928	6695-1139118	107860	BWIRE 10STRBLK500ft	0645 - ROYAL WHOLESALE ELECTRIC		195.35	389,333.81
10/23/2026	POPKT16928	6695-1139118	107860	EGS 4SES 4 square extension ring	0645 - ROYAL WHOLESALE ELECTRIC		3.14	389,336.95
10/23/2026	POPKT16986	267546254-002	107911	Steel Plate Rental for Oct.	0774 - UNITED RENTALS, INC		946.14	390,283.09
10/27/2026	POPKT16961	6695-1137664	107905	# phxc1019965, Quote 1139991.	0645 - ROYAL WHOLESALE ELECTRIC		439.42	390,722.51
10/28/2026	POPKT16961	UT01-00901785	107898	Quote #802375 from Motion Industries.	0466 - MOTION INDUSTRIES, INC.		54.96	390,777.47
10/28/2026	POPKT16965	6695-1139302	107905	BWIRE 10STRYEL500R	0645 - ROYAL WHOLESALE ELECTRIC		195.35	390,972.82
10/28/2026	POPKT16965	6695-1139302	107905	BWIRE 10STRORG500R	0645 - ROYAL WHOLESALE ELECTRIC		195.35	391,168.17
10/28/2026	POPKT16965	6695-1139302	107905	BWIRE 10STRGRN500R	0645 - ROYAL WHOLESALE ELECTRIC		195.35	391,363.52
10/28/2026	POPKT16965	6695-1139302	107905	BWIRE 10STRBRN500R	0645 - ROYAL WHOLESALE ELECTRIC		195.35	391,558.87
10/29/2026	POPKT16998	704347		WO#0091879 #6 digester overflow sens...	VEN01480 - VEGA AMERICAS, INC.		1,454.83	393,013.70
10-404-4001		Building & Grounds Wages				226,498.66	22,320.83	248,819.49

Post Date	Packet Number	Source Transaction	Pmt Number	Description	Vendor	Project Account	Amount	Running Balance
10/08/2026	PYPKT01660	PYPKT01660 - 10/08/2...		PYPKT01660 - 10/08/2026 - Pay 10/8/2...			11,208.21	237,706.87
10/22/2026	PYPKT01666	PYPKT01666 - 10/22/2...		PYPKT01666 - 10/22/2026 - Pay 10/22/...			11,112.62	248,819.49
10-404-4002		Building & Grounds Overtime				30,133.92	2,282.99	32,416.91

Post Date	Packet Number	Source Transaction	Pmt Number	Description	Vendor	Project Account	Amount	Running Balance
10/08/2026	PYPKT01660	PYPKT01660 - 10/08/2...		PYPKT01660 - 10/08/2026 - Pay 10/8/2...			812.89	30,946.81
10/22/2026	PYPKT01666	PYPKT01666 - 10/22/2...		PYPKT01666 - 10/22/2026 - Pay 10/22/...			1,470.10	32,416.91

Account	Name	Beginning Balance	Total Activity	Ending Balance
10-404-4003	Building & Grounds Retirement	44,961.77	4,620.08	49,581.85

Post Date	Packet Number	Source Transaction	Pmt Number	Description	Vendor	Project Account	Amount	Running Balance
10/08/2026	PYPKT01660	PYPKT01660 - 10/08/2...		PYPKT01660 - 10/08/2026 - Pay 10/8/2...			2,242.23	47,204.00
10/22/2026	PYPKT01666	PYPKT01666 - 10/22/2...		PYPKT01666 - 10/22/2026 - Pay 10/22/...			2,377.85	49,581.85

Account	Name	Beginning Balance	Total Activity	Ending Balance
10-404-4004	Building & Grounds Benefits	61,529.02	6,075.51	67,604.53

Post Date	Packet Number	Source Transaction	Pmt Number	Description	Vendor	Project Account	Amount	Running Balance
10/01/2026	APPKT05531	OCT25-3835	5174	EMPLOYEE ASSISTANCE COVERAGE - OC...	0086 - BLOMQUIST HALE CONSULTING, INC.		15.69	61,544.71
10/08/2026	PYPKT01660	PYPKT01660 - 10/08/2...		PYPKT01660 - 10/08/2026 - Pay 10/8/2...			3,336.02	64,880.73
10/22/2026	PYPKT01666	PYPKT01666 - 10/22/2...		PYPKT01666 - 10/22/2026 - Pay 10/22/...			3,352.10	68,232.83
10/22/2026	GLPKT10623	JN07503		use Fidelity Forfeiture amount payroll 1...			-628.30	67,604.53

Account	Name	Beginning Balance	Total Activity	Ending Balance
10-404-4021	Building & Grounds Uniforms	8,608.74	1,338.94	9,947.68

Post Date	Packet Number	Source Transaction	Pmt Number	Description	Vendor	Project Account	Amount	Running Balance
10/07/2026	APPKT05575	4284950549	107766	UNIFORMS - OPERATIONS DEPT.	0136 - CINTAS		12.03	8,620.77
10/07/2026	APPKT05576	4284950336	107766	UNIFORMS - MECHANICS DEPT.	0136 - CINTAS		282.78	8,903.55
10/14/2026	APPKT05639	4285684158	107839	UNIFORMS - MECHANICS DEPT.	0136 - CINTAS		254.93	9,158.48
10/14/2026	APPKT05640	4285684180	107839	UNIFORMS - OPERATIONS DEPT.	0136 - CINTAS		11.55	9,170.03
10/21/2026	APPKT05667	4286483242	107839	UNIFORMS - MECHANICS DEPT.	0136 - CINTAS		284.14	9,454.17
10/21/2026	APPKT05668	4286483253	107839	UNIFORMS - OPERATIONS DEPT.	0136 - CINTAS		12.03	9,466.20
10/26/2026	APPKT05650	INV0024076	5216	BOOTS REIMBURSEMENT - 2026	VEN01450 - MELGAR, OMER		215.00	9,681.20
10/28/2026	APPKT05683	4287[illegible]71705	107887	UNIFORMS - MECHANICS DEPT.	0136 - CINTAS		254.93	9,936.13
10/28/2026	APPKT05684	4287[illegible]71608	107887	UNIFORMS - OPERATIONS DEPT.	0136 - CINTAS		11.55	9,947.68

Account	Name	Beginning Balance	Total Activity	Ending Balance
10-404-4022	Building & Grounds Travel and Learning	2,577.92	12.00	2,589.92

Post Date	Packet Number	Source Transaction	Pmt Number	Description	Vendor	Project Account	Amount	Running Balance
10/06/2026	APPKT05531	INV0023902	5164	FINAL RECONCILIATION - WEFTEC 2026	VEN01348 - GREG BRESTER		12.00	2,589.92

Account	Name	Beginning Balance	Total Activity	Ending Balance
10-404-4025	Building & Grounds Janitorial	72,155.08	1,730.52	73,885.60

Post Date	Packet Number	Source Transaction	Pmt Number	Description	Vendor	Project Account	Amount	Running Balance
10/07/2026	POPKT16834	9107525124	5202	10/15gal Bags Trash (# (31DK53	0827 - GRAINGER		209.15	72,364.23
10/07/2026	POPKT16834	9107525124	5202	56 gal Garbage Bags Trash (# 4YPA9	0827 - GRAINGER		64.94	72,429.17
10/07/2026	POPKT16834	9107525124	5202	55 gal Garbage Bags Trash (# 31DK61	0827 - GRAINGER		233.60	72,662.77
10/26/2026	POPKT16931	INV0024065	DFT0002778	Nitrile Gloves XL	0784 - US BANK		493.96	73,156.73
10/26/2026	POPKT16931	INV0024066	DFT0002778	GLOVE Nitrile Gloves Large	0784 - US BANK		254.78	73,411.51
10/26/2026	POPKT16931	INV0024072	DFT0002778	NITRILE GLOVES Aloe-SHIELD Advanced®..	0784 - US BANK		386.25	73,797.76
10/26/2026	POPKT16931	INV0024073	DFT0002778	Disinfecting Wipes	0784 - US BANK		87.84	73,885.60

Account	Name	Beginning Balance	Total Activity	Ending Balance
10-404-4027	Building & Grounds Supplies	1,366.95	255.98	1,622.93

Post Date	Packet Number	Source Transaction	Pmt Number	Description	Vendor	Project Account	Amount	Running Balance
10/20/2026	POPKT16896	INV20257857	107914	Part#G023365824 Natural Orange Pumi...	0883 - ZORO		255.98	1,622.93

Account	Name	Beginning Balance	Total Activity	Ending Balance
10-404-4100	Building & Grounds Contract Services	43,207.62	2,100.00	45,307.62

Post Date	Packet Number	Source Transaction	Pmt Number	Description	Vendor	Project Account	Amount	Running Balance
10/02/2026	APPKT05531	0678	107793	FLOOR BUFFING	VEN01525 - RZ CLEANING SERVICES		700.00	43,907.62
10/28/2026	APPKT05686	0691	107907	FLOOR BUFFING	VEN01525 - RZ CLEANING SERVICES		1,400.00	45,307.62

Account	Name	Beginning Balance	Total Activity	Ending Balance
10-404-4300	Building & Grounds Telephone	632.50	58.13	690.63

Post Date	Packet Number	Source Transaction	Pmt Number	Description	Vendor	Project Account	Amount	Running Balance
10/01/2026	APPKT05581	804228176	107822	ACCT#5-BVMFDXWV, SERVICE 10/1/26 ...	VEN01631 - LEVEL 3 COMMUNICATIONS, L...		13.83	646.33
10/08/2026	PYPKT01660	PYPKT01660 - 10/08/2...		PYPKT01660 - 10/08/2026 - Pay 10/8/2...			22.15	668.48
10/22/2026	PYPKT01666	PYPKT01666 - 10/22/2...		PYPKT01666 - 10/22/2026 - Pay 10/22/...			22.15	690.63

Account	Name	Beginning Balance	Total Activity	Ending Balance
10-404-6400	Building & Grounds Maintenance	71,712.66	6,503.70	78,216.36

Post Date	Packet Number	Source Transaction	Pmt Number	Description	Vendor	Project Account	Amount	Running Balance
10/05/2026	POPKT16814	28338241	107782	3" brush	0480 - NATIONAL COATING & SUPPLIES		17.26	71,729.92
10/05/2026	POPKT16814	28338241	107782	Maintenance White Paint	0480 - NATIONAL COATING & SUPPLIES		834.00	72,563.92
10/05/2026	POPKT16814	41023	5160	CLN-07512-00 Kling 9% HCL Bowl Cleane...	VEN01657 - BEAR & CO INVESTMENTS LLC ...		194.96	72,758.88
10/05/2026	POPKT16823	41608	5160	COST DIFFERENCE	VEN01657 - BEAR & CO INVESTMENTS LLC ...		50.30	72,809.18
10/05/2026	POPKT16823	41608	5160	CLN-17848-00 BETCO PH7 ULTRA Neutra..	VEN01657 - BEAR & CO INVESTMENTS LLC ...		84.55	72,893.73
10/06/2026	POPKT16821	IN47419	5213	20X25X2 ES CARBON MERV 8 PLEAT	VEN01601 - FILTER TECHNOLOGIES INC.		779.52	73,673.25
10/08/2026	POPKT16834	3916	107834	Signs	0003 - A&H SIGN		40.00	73,713.25
10/12/2026	POPKT16850	IN47808	5213	16X20X1 MERV 8 SC PLEAT	VEN01601 - FILTER TECHNOLOGIES INC.		47.40	73,760.65
10/12/2026	POPKT16850	IN47808	5213	20X24X2 MERV 8 SC PLEAT	VEN01601 - FILTER TECHNOLOGIES INC.		207.36	73,968.01
10/12/2026	POPKT16850	IN47808	5213	16X20X2 MERV 8 SC PLEAT	VEN01601 - FILTER TECHNOLOGIES INC.		167.76	74,135.77
10/12/2026	POPKT16850	IN47808	5213	20X20X2 MERV 8 SC PLEAT	VEN01601 - FILTER TECHNOLOGIES INC.		274.80	74,410.57
10/12/2026	POPKT16850	IN47808	5213	24X24X2 MERV 8 SC PLEAT	VEN01601 - FILTER TECHNOLOGIES INC.		675.60	75,086.17
10/12/2026	POPKT16850	IN47808	5213	20X25X2 MERV 8 SC PLEAT	VEN01601 - FILTER TECHNOLOGIES INC.		187.92	75,274.09
10/12/2026	POPKT16850	IN47818	5213	FILTER MEDIA ROLLS	VEN01601 - FILTER TECHNOLOGIES INC.		955.47	76,229.56
10/19/2026	POPKT16886	42259	5208	CLN-31604 BETCO PH7Q Neutral Disinf...	VEN01657 - BEAR & CO INVESTMENTS LLC ...		71.19	76,300.75
10/19/2026	POPKT16886	42259	5208	CLN-17847 BETCO PH7 ULTRA Neutral F...	VEN01657 - BEAR & CO INVESTMENTS LLC ...		134.85	76,435.60
10/19/2026	POPKT16886	42259	5208	CLN-07512-00 Kling 9% HCl Thick Bowl ...	VEN01657 - BEAR & CO INVESTMENTS LLC ...		146.22	76,581.82
10/26/2026	POPKT16931	INV0024064	DFT0002778	B0BZY91Q19 6 Gauge Battery Cable W...	0784 - US BANK		98.23	76,680.05
10/27/2026	POPKT16939	28410653	107899	Safety Yellow	0480 - NATIONAL COATING & SUPPLIES		356.60	77,036.65
10/27/2026	POPKT16939	28422433	107899	4" roller cage	0480 - NATIONAL COATING & SUPPLIES		2.22	77,038.87
10/27/2026	POPKT16939	28422433	107899	4" roller sleeves.	0480 - NATIONAL COATING & SUPPLIES		5.14	77,044.01
10/27/2026	POPKT16939	28422433	107899	Paint grids	0480 - NATIONAL COATING & SUPPLIES		5.36	77,049.37
10/27/2026	POPKT16939	28422433	107899	Maintenace White paint	0480 - NATIONAL COATING & SUPPLIES		556.00	77,605.37
10/27/2026	POPKT16939	XX2700	107863	2" PESB Electric Scrubber Valve Part Nu...	0710 - SPRINKLER-SUPPLY CO.		525.99	78,131.36
10/27/2026	APPKT05686	0376918-IN		FLAG ROTATION - 60 DAY	0150 - COLONIAL FLAGPOLE CO.		85.00	78,216.36

Account	Name	Beginning Balance	Total Activity	Ending Balance
10-405-4001	Biosolids & Compost Wages	381,102.09	41,613.92	422,716.01

Post Date	Packet Number	Source Transaction	Pmt Number	Description	Vendor	Project Account	Amount	Running Balance
10/08/2026	PYPKT01660	PYPKT01660 - 10/08/2...		PYPKT01660 - 10/08/2026 - Pay 10/8/2...			20,000.31	401,102.40
10/22/2026	PYPKT01666	PYPKT01666 - 10/22/2...		PYPKT01666 - 10/22/2026 - Pay 10/22/...			21,613.61	422,716.01

Detail Report **Date Range: 10/01/2026 - 10/31/2026**

Account	Name	Beginning Balance	Total Activity	Ending Balance
10-405-4002	Biosolids & Compost Overtime	31,404.36	424.01	31,828.37

Post Date	Packet Number	Source Transaction	Pmt Number	Description	Vendor	Project Account	Amount	Running Balance
10/08/2026	PYPKT01660	PYPKT01660 - 10/08/2...		PYPKT01660 - 10/08/2026 - Pay 10/8/2...			412.10	31,816.46
10/22/2026	PYPKT01666	PYPKT01666 - 10/22/2...		PYPKT01666 - 10/22/2026 - Pay 10/22/...			11.91	31,828.37

10-405-4003	Biosolids & Compost Retirement	91,153.55	10,509.49	101,663.04

Post Date	Packet Number	Source Transaction	Pmt Number	Description	Vendor	Project Account	Amount	Running Balance
10/08/2026	PYPKT01660	PYPKT01660 - 10/08/2...		PYPKT01660 - 10/08/2026 - Pay 10/8/2...			5,103.11	96,256.66
10/22/2026	PYPKT01666	PYPKT01666 - 10/22/2...		PYPKT01666 - 10/22/2026 - Pay 10/22/...			5,406.38	101,663.04

10-405-4004	Biosolids & Compost Benefits	121,356.31	13,906.71	135,263.02

Post Date	Packet Number	Source Transaction	Pmt Number	Description	Vendor	Project Account	Amount	Running Balance
10/01/2026	APPKT05531	OCT25-3835	5174	EMPLOYEE ASSISTANCE COVERAGE - OC...	0086 - BLOMQUIST HALE CONSULTING, INC.		31.38	121,387.69
10/08/2026	PYPKT01660	PYPKT01660 - 10/08/2...		PYPKT01660 - 10/08/2026 - Pay 10/8/2...			7,625.81	129,013.50
10/22/2026	PYPKT01666	PYPKT01666 - 10/22/2...		PYPKT01666 - 10/22/2026 - Pay 10/22/...			7,661.11	136,674.61
10/22/2026	GLPKT10623	JN07503		use Fidelity Forfeiture amount payroll 1...			-1,411.59	135,263.02

10-405-4021	Biosolids & Compost Uniforms	7,163.53	1,129.77	8,293.30

Post Date	Packet Number	Source Transaction	Pmt Number	Description	Vendor	Project Account	Amount	Running Balance
10/07/2026	APPKT05574	4284950352	107766	UNIFORMS - BIO SOLID DEPT.	0136 - CINTAS		164.25	7,327.78
10/07/2026	APPKT05575	4284950549	107766	UNIFORMS - OPERATIONS DEPT.	0136 - CINTAS		16.70	7,344.48
10/14/2026	APPKT05638	4285683736	107839	UNIFORMS - BIO SOLID DEPT.	0136 - CINTAS		149.68	7,494.16
10/14/2026	APPKT05640	4285684180	107839	UNIFORMS - OPERATIONS DEPT.	0136 - CINTAS		16.23	7,510.39
10/21/2026	APPKT05666	4286482963	107839	UNIFORMS - BIO SOLID DEPT.	0136 - CINTAS		164.25	7,674.64
10/21/2026	APPKT05668	4286483253	107839	UNIFORMS - OPERATIONS DEPT.	0136 - CINTAS		16.70	7,691.34
10/26/2026	GLPKT10632	JN07509		OSSINE SHOES new boots for Viliami ho...			210.00	7,901.34
10/26/2026	APPKT05686	28214	107884	SAFETY JACKETS	VEN01440 - BRIGHTPOINT CREATIVE LLC		226.05	8,127.39
10/28/2026	APPKT05684	4287171608	107887	UNIFORMS - OPERATIONS DEPT.	0136 - CINTAS		16.23	8,143.62
10/28/2026	APPKT05685	4287171417	107887	UNIFORMS - BIO SOLID DEPT.	0136 - CINTAS		149.68	8,293.30

10-405-4022	Biosolids & Compost Travel and Learning	7,371.86	304.95	7,676.81

Post Date	Packet Number	Source Transaction	Pmt Number	Description	Vendor	Project Account	Amount	Running Balance
10/06/2026	APPKT05531	INV0023903	5165	FINAL RECONCILIATION - WEFTEC 2026	VEN0449 - MICHAEL EARL		254.95	7,626.81
10/26/2026	GLPKT10632	JN07509		WEF REG Mike E			-50.00	7,576.81
10/26/2026	GLPKT10632	JN07509		WEAU Bio Solid dept. - Mike E.			100.00	7,676.81

10-405-4024	Biosolids & Compost Credit Card Fees	17,700.51	2,054.28	19,754.79

Post Date	Packet Number	Source Transaction	Pmt Number	Description	Vendor	Project Account	Amount	Running Balance
10/05/2026	GLPKT10468	JN07468		Clover - DISCOUNT CCD			413.95	18,114.46
10/05/2026	GLPKT10468	JN07469		Clover service - Bank fee			133.19	18,247.65
10/05/2026	GLPKT10468	JN07470		Clover - Intercharge			796.75	19,044.40
10/13/2026	GLPKT10557	JN07487		Clover Fees			317.14	19,361.54
10/21/2026	GLPKT10618	JN07500		ANALYSIS SERVICE FEE			393.25	19,754.79

Detail Report

Date Range: 10/01/2026 - 10/31/2026

Account	Name	Beginning Balance	Total Activity	Ending Balance
10-405-4027	Biosolids & Compost Supplies	576.19	69.90	646.09

Post Date	Packet Number	Source Transaction	Pmt Number	Description	Vendor	Project Account	Amount	Running Balance
10/06/2026	APPKT05553	0000999223	107837	10 REGULAR KEYS	0091 - BOB'S LOCK, SAFE & KEY		69.90	646.09

Account	Name	Beginning Balance	Total Activity	Ending Balance
10-405-4100	Biosolids & Compost Contract Services	20,092.40	1,786.39	21,878.79

Post Date	Packet Number	Source Transaction	Pmt Number	Description	Vendor	Project Account	Amount	Running Balance
10/26/2026	GLPKT10632	JN07509		HONEY BUCKET Honey bucket service fo...			121.00	20,213.40
10/31/2026	POPKT16996	W16026R2		RDO to service Def code 4334.4 on 844K	0324 - RDO EQUIPMENT		1,665.39	21,878.79

Account	Name	Beginning Balance	Total Activity	Ending Balance
10-405-4300	Biosolids & Compost Telephone	8,162.06	822.90	8,984.96

Post Date	Packet Number	Source Transaction	Pmt Number	Description	Vendor	Project Account	Amount	Running Balance
10/01/2026	APPKT05581	804228176	107822	ACCT#5-BVMFDXWV, SERVICE 10/1/26 ...	VEN01631 - LEVEL 3 COMMUNICATIONS, L...		48.56	8,210.62
10/01/2026	APPKT05586	362000085624	107833	ACCT#100000124710; DASH CAM SERVI...	0817 - VERIZON WIRELESS		506.28	8,716.90
10/06/2026	APPKT05552	386	107752	ACCT#CVW100, CONNECT PLUS SYSTEM...	VEN01224 - ALPHA COMMUNICATION SITES..		171.00	8,887.90
10/08/2026	PYPKT01660	PYPKT01660 - 10/08/2...		PYPKT01660 - 10/08/2026 - Pay 10/8/2...			22.15	8,910.05
10/22/2026	PYPKT01666	PYPKT01666 - 10/22/2...		PYPKT01666 - 10/22/2026 - Pay 10/22/...			22.15	8,932.20
10/26/2026	GLPKT10632	JN07509		Verizon Compost			52.76	8,984.96

Account	Name	Beginning Balance	Total Activity	Ending Balance
10-405-5800	Biosolids & Compost Samples	2,162.94	285.13	2,448.07

Post Date	Packet Number	Source Transaction	Pmt Number	Description	Vendor	Project Account	Amount	Running Balance
10/29/2026	APPKT05712	9-523-18389		SHIPPING COST - BIO SOLID DEPT.	0256 - FEDEX FREIGHT		285.13	2,448.07

Account	Name	Beginning Balance	Total Activity	Ending Balance
10-405-6100	Biosolids & Compost Tipping Fees	212,018.79	15,898.55	227,917.34

Post Date	Packet Number	Source Transaction	Pmt Number	Description	Vendor	Project Account	Amount	Running Balance
10/14/2026	APPKT05613	214	107874	BIO SOLID TIPPING FEE - SEPT. 2026	0859 - WESTERN BASIN LAND & LIVESTOCK		15,898.55	227,917.34

Account	Name	Beginning Balance	Total Activity	Ending Balance
10-405-6400	Biosolids & Compost Maintenance	162,714.44	49,580.22	212,294.66

Post Date	Packet Number	Source Transaction	Pmt Number	Description	Vendor	Project Account	Amount	Running Balance
10/05/2026	POPKT16814	02252913	107776	hydraulic Adapter	0325 - HOSE & RUBBER SUPPLY		5.06	162,719.50
10/05/2026	POPKT16814	02252913	107776	hydraulic hose for ram 16"	0325 - HOSE & RUBBER SUPPLY		42.71	162,762.21
10/05/2026	POPKT16814	02252913	107776	hydraulic hose for ram 16"	0325 - HOSE & RUBBER SUPPLY		44.52	162,806.73
10/05/2026	POPKT16814	02253344	107776	hydraulic M x JIC Fitting	0325 - HOSE & RUBBER SUPPLY		3.96	162,810.69
10/05/2026	POPKT16814	02253344	107776	hydraulic M X F pipe swivel	0325 - HOSE & RUBBER SUPPLY		8.46	162,819.15
10/05/2026	POPKT16814	02253344	107776	hydraulic JIC 90	0325 - HOSE & RUBBER SUPPLY		5.66	162,824.81
10/05/2026	POPKT16814	02253476	107776	hydraulic hose for ram 22"	0325 - HOSE & RUBBER SUPPLY		48.72	162,873.53
10/06/2026	APPKT05566	280156192	5219	FLAT REPAIR - TRAILER #90	0556 - PURCELL TIRE AND SERVICE CENTER		86.40	162,959.93
10/06/2026	APPKT05610	24609	107847	TINTED BACK GLASS - #76	0253 - FASTWAY AUTO		298.00	163,257.93
10/07/2026	POPKT16850	022843	107772	Roto Mix Hyd-Filter 1759	0282 - GENUINE PARTS CO.		37.69	163,295.62
10/07/2026	APPKT05611	3048045002	107862	SERVICE UNIT #74	0649 - RUSH TRUCK CENTERS		6,415.10	169,710.72
10/12/2026	POPKT16850	13587	107870	Trailer #90	0772 - UNITED DIESEL SERVICE		1,753.03	171,463.75
10/12/2026	POPKT16850	2610-014878	107866	2x12x10ft pressure treated lumber for t...	0725 - STRINGHAM LUMBER		79.26	171,543.01
10/12/2026	POPKT16888	12704034	107865	statefire 844k inspection	0716 - STATE FIRE SALES AND SERVICE		513.63	172,056.64
10/12/2026	POPKT16888	12704034	107865	SEMI ANNUAL INSPECTION	0716 - STATE FIRE SALES AND SERVICE		210.00	172,266.64
10/13/2026	POPKT16863	13596	107870	W/O 91065 #68 engine light issues	0772 - UNITED DIESEL SERVICE		2,062.27	174,328.91
10/14/2026	POPKT16961	0000999231	107883	KEYS COPIED FOR COMPOST	0091 - BOB'S LOCK, SAFE & KEY		97.86	174,426.77
10/19/2026	POPKT16886	P39892	107895	#341220 -SM-TIMS-A300 Smooth solid ...	0346 - INTERMOUNTAIN BOBCAT		5,320.00	179,746.77
10/19/2026	APPKT05649	280157107	5219	ERS SERVICE TRUCK - #93	0556 - PURCELL TIRE AND SERVICE CENTER		2,041.47	181,788.24
10/20/2026	POPKT16896	11881	107831	w/o 91919 #75 PTO leak	0772 - UNITED DIESEL SERVICE		1,492.54	183,280.78
10/20/2026	POPKT16896	12146	107831	w/o88121 #73 brake repair	0772 - UNITED DIESEL SERVICE		723.26	184,004.04
10/20/2026	POPKT16896	13370	107831	w/o 91918 #68 fuel leak	0772 - UNITED DIESEL SERVICE		1,844.76	185,848.80
10/20/2026	POPKT16924	02260644	107892	2 hydraulic hoses for bucket of 624K	0325 - HOSE & RUBBER SUPPLY		197.29	186,046.09
10/20/2026	POPKT16926	11967	107870	w/o 11967 68 windshield washer pump	0772 - UNITED DIESEL SERVICE		3,263.88	189,309.97
10/22/2026	POPKT16928	3048291728	107862	725-2530 R51 Door Actuator	0649 - RUSH TRUCK CENTERS		145.70	189,455.67
10/22/2026	POPKT16928	3048291928	107862	4053965C93 Mechanism for door latch	0649 - RUSH TRUCK CENTERS		210.00	189,665.67
10/22/2026	POPKT16997	47984		Belt replacement for McCloskey	0323 - HOLLAND EQUIPMENT CO.		11,987.00	201,652.67
10/27/2026	POPKT16939	P40043		back up alarm #7398752	0346 - INTERMOUNTAIN BOBCAT		122.89	201,775.56
10/28/2026	POPKT16961	C51664	107882	83288 HARNESS FN ADAP	VEN01505 - BEJAC CORPORATION		479.10	202,254.66
10/31/2026	POPKT16999	500		Load bay Fabricate and install plate drai...	0600 - R & S GUNN, INC.		7,680.00	209,934.66
10/31/2026	POPKT16999	500		Transport Trailer redeck rear end	0600 - R & S GUNN, INC.		2,360.00	212,294.66

Account	Name	Beginning Balance	Total Activity	Ending Balance
10-405-7070	Biosolids & Compost Pay-As-You-Go	38,690.20	2,901.00	41,591.20

Post Date	Packet Number	Source Transaction	Pmt Number	Description	Vendor	Project Account	Amount	Running Balance
10/28/2026	POPKT16961	INV0024105	107891	Installation Fee	VEN01605 - HIGH & TIGHT FENCING, LLC	Fairfield Property Imp...	1,558.50	40,248.70
10/28/2026	POPKT16961	INV0024105	107891	FAIRFIELD FENCING PROJECT	VEN01605 - HIGH & TIGHT FENCING, LLC	Fairfield Property Imp...	1,342.50	41,591.20

Account	Name	Beginning Balance	Total Activity	Ending Balance
10-406-4001	Energy Management Wages	394,116.88	40,494.88	434,611.76

Post Date	Packet Number	Source Transaction	Pmt Number	Description	Vendor	Project Account	Amount	Running Balance
10/08/2026	PYPKT01660	PYPKT01660 - 10/08/2...		PYPKT01660 - 10/08/2026 - Pay 10/8/2...			20,247.44	414,364.32
10/22/2026	PYPKT01666	PYPKT01666 - 10/22/2...		PYPKT01666 - 10/22/2026 - Pay 10/22/...			20,247.44	434,611.76

Account	Name	Beginning Balance	Total Activity	Ending Balance
10-406-4002	Energy Management Overtime	35,719.60	373.88	36,093.48

Post Date	Packet Number	Source Transaction	Pmt Number	Description	Vendor	Project Account	Amount	Running Balance
10/08/2026	PYPKT01660	PYPKT01660 - 10/08/2...		PYPKT01660 - 10/08/2026 - Pay 10/8/2...			122.55	35,842.15
10/22/2026	PYPKT01666	PYPKT01666 - 10/22/2...		PYPKT01666 - 10/22/2026 - Pay 10/22/...			251.33	36,093.48

Account	Name	Beginning Balance	Total Activity	Ending Balance
10-406-4003	Energy Management Retirement	104,529.06	10,217.19	114,746.25

Post Date	Packet Number	Source Transaction	Pmt Number	Description	Vendor	Project Account	Amount	Running Balance
10/08/2026	PYPKT01660	PYPKT01660 - 10/08/2...		PYPKT01660 - 10/08/2026 - Pay 10/8/2...			5,092.50	109,621.56
10/22/2026	PYPKT01666	PYPKT01666 - 10/22/2...		PYPKT01666 - 10/22/2026 - Pay 10/22/...			5,124.69	114,746.25

Account	Name	Beginning Balance	Total Activity	Ending Balance
10-406-4004	Energy Management Benefits	114,126.53	10,856.63	124,983.16

Post Date	Packet Number	Source Transaction	Pmt Number	Description	Vendor	Project Account	Amount	Running Balance
10/01/2026	APPKT05531	OCT26-3835	5174	EMPLOYEE ASSISTANCE COVERAGE - OC...	0086 - BLOMQUIST HALE CONSULTING, INC.		26.15	114,152.68
10/08/2026	PYPKT01660	PYPKT01660 - 10/08/2...		PYPKT01660 - 10/08/2026 - Pay 10/8/2...			6,016.01	120,168.69
10/22/2026	PYPKT01666	PYPKT01666 - 10/22/2...		PYPKT01666 - 10/22/2026 - Pay 10/22/...			6,019.64	126,188.33
10/22/2026	GLPKT10623	JN07503		use Fidelity Forfeiture amount payroll 1...			-1,205.17	124,983.16

Account	Name	Beginning Balance	Total Activity	Ending Balance
10-406-4021	Energy Management Uniforms	5,538.42	777.50	6,315.92

Post Date	Packet Number	Source Transaction	Pmt Number	Description	Vendor	Project Account	Amount	Running Balance
10/07/2026	APPKT05575	4284950549	107766	UNIFORMS - OPERATIONS DEPT.	0136 - CINTAS		195.55	5,733.97
10/14/2026	APPKT05640	4285684180	107839	UNIFORMS - OPERATIONS DEPT.	0136 - CINTAS		193.20	5,927.17
10/21/2026	APPKT05668	4286483253	107839	UNIFORMS - OPERATIONS DEPT.	0136 - CINTAS		195.55	6,122.72
10/28/2026	APPKT05684	4287171608	107887	UNIFORMS - OPERATIONS DEPT.	0136 - CINTAS		193.20	6,315.92

Account	Name	Beginning Balance	Total Activity	Ending Balance
10-406-4022	Energy Management Travel and Learning	5,868.36	209.45	6,077.81

Post Date	Packet Number	Source Transaction	Pmt Number	Description	Vendor	Project Account	Amount	Running Balance
10/26/2026	GLPKT10632	JN07509		SP IHS FLOW UNIVERSITY Training for Aa...			109.45	5,977.81
10/26/2026	GLPKT10632	JN07509		WEAU Energy - Zack			100.00	6,077.81

Account	Name	Beginning Balance	Total Activity	Ending Balance
10-406-4300	Energy Management Telephone	443.00	44.30	487.30

Post Date	Packet Number	Source Transaction	Pmt Number	Description	Vendor	Project Account	Amount	Running Balance
10/08/2026	PYPKT01660	PYPKT01660 - 10/08/2...		PYPKT01660 - 10/08/2026 - Pay 10/8/2...			22.15	465.15
10/22/2026	PYPKT01666	PYPKT01666 - 10/22/2...		PYPKT01666 - 10/22/2026 - Pay 10/22/...			22.15	487.30

Account	Name	Beginning Balance	Total Activity	Ending Balance
10-406-4400	Energy Management Natural Gas	361,985.08	43,348.05	405,333.13

Post Date	Packet Number	Source Transaction	Pmt Number	Description	Vendor	Project Account	Amount	Running Balance
10/05/2026	APPKT05603	7424610000 10052026	107817	ACCT#7424610000; SERVICE - SEPT. 2026	0209 - ENBRIDGE GAS		12,378.19	374,363.27
10/14/2026	APPKT05604	21924792	5198	GAS SERVICE - SEPT. 2026	0095 - BP ENERGY COMPANY		30,969.86	405,333.13

Account	Name	Beginning Balance	Total Activity	Ending Balance
10-406-4500	Energy Management Power	1,166,175.95	116,306.84	1,282,482.79

Post Date	Packet Number	Source Transaction	Pmt Number	Description	Vendor	Project Account	Amount	Running Balance
10/01/2026	APPKT05520	22213486-002 2 1001...	107788	ACCT#22213486-002 2; SERVICE SEPT. 2...	0628 - ROCKY MOUNTAIN POWER		89.33	1,166,265.28
10/02/2026	APPKT05519	22213486-001 4 1002...	107789	ACCT#22213486-001 4; SERVICE SEPT. 2...	0628 - ROCKY MOUNTAIN POWER		141.76	1,166,407.04
10/09/2026	APPKT05601	25610026-001 5 1009...	107829	ACCT#25610026-001 5; SERVICE - SEPT. ...	0628 - ROCKY MOUNTAIN POWER		115,760.54	1,282,167.58
10/09/2026	APPKT05605	444 10092026	107826	ACCT#444-1043419; SERVICE 8/25/26 T...	0477 - MURRAY CITY UTILITIES		24.85	1,282,192.43
10/09/2026	APPKT05606	42872 10092026	107826	ACCT#42872-1043419; SERVICE 8/25/26...	0477 - MURRAY CITY UTILITIES		21.91	1,282,214.34
10/16/2026	APPKT05614	25963806-001 4 1016...	107828	ACCT#25963806-001 4; SERVICE 9/16/26..	0628 - ROCKY MOUNTAIN POWER		38.05	1,282,252.39
10/30/2026	APPKT05688	22213486-002 2 1030...	107904	ACCT#22213486-002 2; SERVICE OCT. 2...	0628 - ROCKY MOUNTAIN POWER		79.08	1,282,331.47
10/30/2026	APPKT05689	22213486-001 4 1030...	107903	ACCT#22213486-001 4; SERVICE OCT. 2...	0628 - ROCKY MOUNTAIN POWER		151.32	1,282,482.79

Account	Name	Beginning Balance	Total Activity	Ending Balance
10-406-6400	Energy Management Maintenance	488,874.71	21,733.51	510,608.22

Post Date	Packet Number	Source Transaction	Pmt Number	Description	Vendor	Project Account	Amount	Running Balance
10/06/2026	POPKT16832	9105887294	5202	#0089972	0827 - GRAINGER		26.66	488,901.37
10/09/2026	POPKT16985	3132821	107881	Vac truck Services	VEN01299 - BADGER DAYLIGHTING		3,588.09	492,489.46
10/21/2026	POPKT16983	STS-26020	5242	Spark Plugs	VEN01434 - SKYE TECHNICAL SOLUTIONS, L...		4,470.00	496,959.46
10/21/2026	POPKT16984	STS-26018	5242	Exhaust manifold repair	VEN01434 - SKYE TECHNICAL SOLUTIONS, L...		5,100.00	502,059.46
10/22/2026	POPKT16924	20261601584	5233	Bolt	VEN01233 - INNIO JENBACHER NORTH AM...		323.64	502,383.10
10/22/2026	POPKT16924	20261601584	5233	Vibration damper	VEN01233 - INNIO JENBACHER NORTH AM...		8,225.12	510,608.22

Account	Name	Beginning Balance	Total Activity	Ending Balance
10-501-4001	Lab Wages	442,701.56	45,451.22	488,152.78

Post Date	Packet Number	Source Transaction	Pmt Number	Description	Vendor	Project Account	Amount	Running Balance
10/08/2026	PYPKT01660	PYPKT01660 - 10/08/2...		PYPKT01660 - 10/08/2026 - Pay 10/8/2...			22,725.62	465,427.18
10/22/2026	PYPKT01666	PYPKT01666 - 10/22/2...		PYPKT01666 - 10/22/2026 - Pay 10/22/...			22,725.60	488,152.78

Account	Name	Beginning Balance	Total Activity	Ending Balance
10-501-4002	Lab Overtime	9,505.39	303.60	9,808.99

Post Date	Packet Number	Source Transaction	Pmt Number	Description	Vendor	Project Account	Amount	Running Balance
10/08/2026	PYPKT01660	PYPKT01660 - 10/08/2...		PYPKT01660 - 10/08/2026 - Pay 10/8/2...			237.35	9,742.74
10/22/2026	PYPKT01666	PYPKT01666 - 10/22/2...		PYPKT01666 - 10/22/2026 - Pay 10/22/...			66.25	9,808.99

Account	Name	Beginning Balance	Total Activity	Ending Balance
10-501-4003	Lab Retirement	109,872.02	11,438.70	121,310.72

Post Date	Packet Number	Source Transaction	Pmt Number	Description	Vendor	Project Account	Amount	Running Balance
10/08/2026	PYPKT01660	PYPKT01660 - 10/08/2...		PYPKT01660 - 10/08/2026 - Pay 10/8/2...			5,740.74	115,612.76
10/22/2026	PYPKT01666	PYPKT01666 - 10/22/2...		PYPKT01666 - 10/22/2026 - Pay 10/22/...			5,697.96	121,310.72

Account	Name	Beginning Balance	Total Activity	Ending Balance
10-501-4004	Lab Benefits	128,655.11	12,484.89	141,140.00

Post Date	Packet Number	Source Transaction	Pmt Number	Description	Vendor	Project Account	Amount	Running Balance
10/01/2026	APPKT05531	OCT25-3835	5174	EMPLOYEE ASSISTANCE COVERAGE - OC...	0086 - BLOMQUIST HALE CONSULTING, INC.		31.38	128,686.49
10/08/2026	PYPKT01660	PYPKT01660 - 10/08/2...		PYPKT01660 - 10/08/2026 - Pay 10/8/2...			6,903.87	135,590.36
10/22/2026	PYPKT01666	PYPKT01666 - 10/22/2...		PYPKT01666 - 10/22/2026 - Pay 10/22/...			6,898.83	142,489.19
10/22/2026	GLPKT10623	JN07503		use Fidelity Forfeiture amount payroll 1...			-1,349.19	141,140.00

Detail Report

Date Range: 10/01/2026 - 10/31/2026

Account	Name	Beginning Balance	Total Activity	Ending Balance
10-501-4021	Lab Uniforms	2,457.25	330.84	2,788.09

Post Date	Packet Number	Source Transaction	Pmt Number	Description	Vendor	Project Account	Amount	Running Balance
10/01/2026	APPKT05564	LSAL3145392	107753	TOWEL & UNIFORM CLEANING - LAB	0035 - ALSCO		69.68	2,526.93
10/08/2026	APPKT05587	LSAL3147776	107753	TOWEL & UNIFORM CLEANING - LAB	0035 - ALSCO		60.90	2,587.83
10/15/2026	APPKT05609	LSAL3150046	107809	TOWEL & UNIFORM CLEANING - LAB	0035 - ALSCO		69.68	2,657.51
10/22/2026	APPKT05658	LSAL3152328	107835	TOWEL & UNIFORM CLEANING - LAB	0035 - ALSCO		60.90	2,718.41
10/29/2026	APPKT05695	LSAL3154618	107879	TOWEL & UNIFORM CLEANING - LAB	0035 - ALSCO		69.68	2,788.09

Account	Name	Beginning Balance	Total Activity	Ending Balance
10-501-4022	Lab Travel and Learning	12,293.17	413.38	12,706.55

Post Date	Packet Number	Source Transaction	Pmt Number	Description	Vendor	Project Account	Amount	Running Balance
10/05/2026	APPKT05531	INV0023900	5162	FINAL RECONCILIATION - WEFTEC 2026	VEN01369 - EDWARD HARRISON		193.46	12,486.63
10/15/2026	APPKT05607	INV0024008	5200	FINAL RECONCILIATION - WEFTEC 2026	VEN0213 - DWAINE FUNK		219.92	12,706.55

Account	Name	Beginning Balance	Total Activity	Ending Balance
10-501-4027	Lab Supplies	78,276.02	7,700.11	85,976.13

Post Date	Packet Number	Source Transaction	Pmt Number	Description	Vendor	Project Account	Amount	Running Balance
10/12/2026	POPKT16850	1849370	107818	Ultra Sense Medium Nitrile Gloves	0262 - FISHER SCIENTIFIC		1,202.70	79,478.72
10/12/2026	POPKT16850	1849370	107818	Cytiva Whatman™ Binder-Free Glass Mi...	0262 - FISHER SCIENTIFIC		2,575.80	82,054.52
10/14/2026	POPKT16924	572417429	5223	Whatman® glass microfiber grade 934-...	0689 - SIGMA-ALDRICH RTC		709.97	82,764.49
10/20/2026	POPKT16906	89735043	107823	Dionex™ Inuvion™ Seal Wash System	VEN01274 - LIFE TECHNOLOGIES CORPORAT..		723.00	83,487.49
10/26/2026	POPKT16928	4381578		CV-SHI-706 Inlet Check Valve	0149 - COLE-PARMER INSTRUMENT CO.		1,259.85	84,747.34
10/28/2026	POPKT16961	89889945		Plastic Two-piece Syringe 20 mL with Lu...	VEN01274 - LIFE TECHNOLOGIES CORPORAT..		677.63	85,424.97
10/28/2026	POPKT16965	2385007		Thermo Scientific™ Remel™ Butterfield's..	0262 - FISHER SCIENTIFIC		252.00	85,676.97
10/29/2026	POPKT16966	337932	107893	1 pt Dairy Bottle	0338 - INDUSTRIAL CONTAINER AND SUPPL...		158.40	85,835.37
10/29/2026	POPKT16966	337932	107893	PRICE INCREASE - Oil and Grease 1 L Gla...	0338 - INDUSTRIAL CONTAINER AND SUPPL...		10.08	85,845.45
10/29/2026	POPKT16966	337932	107893	Oil and Grease 1 L Glass Bottle	0338 - INDUSTRIAL CONTAINER AND SUPPL...		109.80	85,955.25
10/29/2026	POPKT16966	337932	107893	Oil and Grease 1 L Glass Bottle Lids	0338 - INDUSTRIAL CONTAINER AND SUPPL...		20.88	85,976.13

Account	Name	Beginning Balance	Total Activity	Ending Balance
10-501-4040	Lab Professional Fees	135,413.69	27,208.43	162,622.12

Post Date	Packet Number	Source Transaction	Pmt Number	Description	Vendor	Project Account	Amount	Running Balance
10/02/2026	APPKT05560	2623073	107755	QA MANAGEMENT SUPPORT - SEPT. 20...	0057 - AQS, INC.		5,500.00	140,913.69
10/02/2026	APPKT05561	26I1968	107813	LAB PROFESSIONAL TEST - MON & TUES...	VEN01132 - CHEMTECH-FORD, LLC		542.00	141,455.69
10/02/2026	APPKT05563	5558	5195	C02 ATMOSPHERE TEST	VEN01170 - W.E.T. INC.		7,200.00	148,655.69
10/09/2026	POPKT16865	160833	107846	Quote # 00293147	0240 - ENVIRONMENTAL RESOURCE ASSC E...		2,865.28	151,520.97
10/12/2026	APPKT05589	26I2506	107838	LAB PROFESSIONAL TEST - MON & TUES...	VEN01132 - CHEMTECH-FORD, LLC		542.00	152,062.97
10/13/2026	APPKT05596	26J0605	107838	LAB PROFESSIONAL TEST - GHGD	VEN01132 - CHEMTECH-FORD, LLC		508.30	152,571.27
10/16/2026	APPKT05608	26J0382	107838	LAB PROFESSIONAL TEST - MON & TUES...	VEN01132 - CHEMTECH-FORD, LLC		542.00	153,113.27
10/19/2026	APPKT05620	26J0404	107838	LAB PROFESSIONAL TEST - SL25	VEN01132 - CHEMTECH-FORD, LLC		55.00	153,168.27
10/23/2026	APPKT05656	26J0955	107838	LAB PROFESSIONAL TEST - MON & TUES...	VEN01132 - CHEMTECH-FORD, LLC		271.00	153,439.27
10/23/2026	APPKT05657	26J0954	107838	LAB PROFESSIONAL TEST - TOC	VEN01132 - CHEMTECH-FORD, LLC		42.00	153,481.27
10/23/2026	POPKT16960	163947		Quote# 00289956 SOIL 136	0240 - ENVIRONMENTAL RESOURCE ASSC E...		1,669.85	155,151.12
10/25/2026	APPKT05655	5567	5226	C02 ATMOSPHERE TEST	VEN01170 - W.E.T. INC.		7,200.00	162,351.12
10/29/2026	APPKT05696	26J1521		LAB PROFESSIONAL TEST - MON & TUES...	VEN01132 - CHEMTECH-FORD, LLC		271.00	162,622.12

Account	Name	Beginning Balance	Total Activity	Ending Balance
10-501-4300	Lab Telephone	1,005.42	106.79	1,112.21

Post Date	Packet Number	Source Transaction	Pmt Number	Description	Vendor	Project Account	Amount	Running Balance
10/01/2026	APPKT05581	804228176	107822	ACCT#5-BVMFDXWV, SERVICE 10/1/26 ...	VEN01631 - LEVEL 3 COMMUNICATIONS, L...		62.49	1,067.91
10/08/2026	PYPKT01660	PYPKT01660 - 10/08/2...		PYPKT01660 - 10/08/2026 - Pay 10/8/2...			22.15	1,090.06
10/22/2026	PYPKT01666	PYPKT01666 - 10/22/2...		PYPKT01666 - 10/22/2026 - Pay 10/22/...			22.15	1,112.21

Account	Name	Beginning Balance	Total Activity	Ending Balance
10-501-5700	Lab Chemicals	68,848.24	4,548.83	73,397.07

Post Date	Packet Number	Source Transaction	Pmt Number	Description	Vendor	Project Account	Amount	Running Balance
10/12/2026	POPKT16850	1849369	107818	Reagent Vol-A TNT	0262 - FISHER SCIENTIFIC		1,562.50	70,410.74
10/12/2026	POPKT16850	8822729944	5225	Dishwasher Detergent (Labconco LabSol...	0825 - VWR SCIENTIFIC		1,034.88	71,445.62
10/14/2026	POPKT16928	572440501	5241	Sodium hypochlorite solution Lab grade...	0689 - SIGMA-ALDRICH RTC		106.37	71,551.99
10/20/2026	APPKT05621	59694236		ACCT#54251209, ARGON	0541 - LINDE GAS & EQUIPMENT INC.		1,213.20	72,765.19
10/21/2026	POPKT16924	89818998	107896	1.0 N NaOH Standardized solution	VEN01274 - LIFE TECHNOLOGIES CORPORAT..		131.95	72,897.14
10/21/2026	APPKT05654	59712949		ACCT#54251209, ARGON TANK RENTAL	0541 - LINDE GAS & EQUIPMENT INC.		499.93	73,397.07

Account	Name	Beginning Balance	Total Activity	Ending Balance
10-501-6200	Lab Tools & Small Equipment	13,168.87	1,890.62	15,059.49

Post Date	Packet Number	Source Transaction	Pmt Number	Description	Vendor	Project Account	Amount	Running Balance
10/14/2026	POPKT16874	2006512	107848	Fisherbrand™ Acrylic Desiccator Cabinets	0262 - FISHER SCIENTIFIC		1,890.62	15,059.49

Account	Name	Beginning Balance	Total Activity	Ending Balance
10-501-6400	Lab Maintenance	52,593.68	8,403.35	60,997.03

Post Date	Packet Number	Source Transaction	Pmt Number	Description	Vendor	Project Account	Amount	Running Balance
10/09/2026	POPKT16850	81335	5221	MK-260729-EH AQ400 Annual Service C...	0669 - SEAL ANALYTICAL, INC.		5,510.00	58,103.68
10/22/2026	POPKT16938	904028604	107912	Veolia DI Water Monthly Service - OCT. ...	0728 - VEOLIA WTS SERVICES USA, INC		502.79	58,606.47
10/30/2026	APPKT05694	2023815		PRIMUS STERILIZER MAINTENANCE & R...	0388 - JOHNSON'S MEDICAL INC.		2,390.56	60,997.03

Account	Name	Beginning Balance	Total Activity	Ending Balance
10-502-4001	Pretreatment Wages	498,279.92	49,307.98	547,587.90

Post Date	Packet Number	Source Transaction	Pmt Number	Description	Vendor	Project Account	Amount	Running Balance
10/08/2026	PYFKT01660	PYPKT01660 - 10/08/2...		PYPKT01660 - 10/08/2026 - Pay 10/8/2...			24,654.10	522,934.02
10/22/2026	PYFKT01666	PYPKT01666 - 10/22/2...		PYPKT01666 - 10/22/2026 - Pay 10/22/...			24,653.88	547,587.90

Account	Name	Beginning Balance	Total Activity	Ending Balance
10-502-4002	Pretreatment Overtime	3,833.25	356.92	4,190.17

Post Date	Packet Number	Source Transaction	Pmt Number	Description	Vendor	Project Account	Amount	Running Balance
10/08/2026	PYFKT01660	PYPKT01660 - 10/08/2...		PYPKT01660 - 10/08/2026 - Pay 10/8/2...			212.74	4,045.99
10/22/2026	PYFKT01666	PYPKT01666 - 10/22/2...		PYPKT01666 - 10/22/2026 - Pay 10/22/...			144.18	4,190.17

Account	Name	Beginning Balance	Total Activity	Ending Balance
10-502-4003	Pretreatment Retirement	116,132.67	10,950.26	127,082.93

Post Date	Packet Number	Source Transaction	Pmt Number	Description	Vendor	Project Account	Amount	Running Balance
10/08/2026	PYFKT01660	PYPKT01660 - 10/08/2...		PYPKT01660 - 10/08/2026 - Pay 10/8/2...			5,479.46	121,612.13
10/22/2026	PYFKT01666	PYPKT01666 - 10/22/2...		PYPKT01666 - 10/22/2026 - Pay 10/22/...			5,470.80	127,082.93

Account	Name	Beginning Balance	Total Activity	Ending Balance
10-502-4004	Pretreatment Benefits	125,152.39	12,021.88	137,174.27

Post Date	Packet Number	Source Transaction	Pmt Number	Description	Vendor	Project Account	Amount	Running Balance
10/01/2026	APPKT05531	OCT26-3835	5174	EMPLOYEE ASSISTANCE COVERAGE - OC...	0086 - BLOMQUIST HALE CONSULTING, INC.		36.61	125,189.00
10/08/2026	PYPKT01660	PYPKT01660 - 10/08/2...		PYPKT01660 - 10/08/2026 - Pay 10/8/2...			6,654.42	131,843.42
10/22/2026	PYPKT01666	PYPKT01666 - 10/22/2...		PYPKT01666 - 10/22/2026 - Pay 10/22/...			6,652.49	138,495.91
10/22/2026	GLPKT10623	JN07503		use Fidelity Forfeiture amount payroll 1...			-1,321.64	137,174.27

Account	Name	Beginning Balance	Total Activity	Ending Balance
10-502-4021	Pretreatment Uniforms	1,525.40	804.18	2,329.58

Post Date	Packet Number	Source Transaction	Pmt Number	Description	Vendor	Project Account	Amount	Running Balance
10/07/2026	APPKT05576	4284950336	107766	UNIFORMS - MECHANICS DEPT.	0136 - CINTAS		25.46	1,550.86
10/12/2026	APPKT05585	28127	107762	UNIFORMS - PRETREATMENT	VEN01440 - BRIGHTPOINT CREATIVE LLC		707.79	2,258.65
10/14/2026	APPKT05639	4285684158	107839	UNIFORMS - MECHANICS DEPT.	0136 - CINTAS		22.67	2,281.32
10/21/2026	APPKT05667	4286483242	107839	UNIFORMS - MECHANICS DEPT.	0136 - CINTAS		25.59	2,306.91
10/28/2026	APPKT05683	4287171705	107887	UNIFORMS - MECHANICS DEPT.	0136 - CINTAS		22.67	2,329.58

Account	Name	Beginning Balance	Total Activity	Ending Balance
10-502-4027	Pretreatment Supplies	868.35	72.54	940.89

Post Date	Packet Number	Source Transaction	Pmt Number	Description	Vendor	Project Account	Amount	Running Balance
10/21/2026	APPKT05644	9125871948	5231	MASKS, MARKING FLAGS	0827 - GRAINGER		37.62	905.97
10/26/2026	GLPKT10632	JN07509		LOWES Moxie Utility, Cascade Gel			34.92	940.89

Account	Name	Beginning Balance	Total Activity	Ending Balance
10-502-4300	Pretreatment Telephone	11,560.15	1,329.83	12,889.98

Post Date	Packet Number	Source Transaction	Pmt Number	Description	Vendor	Project Account	Amount	Running Balance
10/01/2026	APPKT05581	804228176	107822	ACCT#5-BVMFDXWV, SERVICE 10/1/26 ...	VEN01631 - LEVEL 3 COMMUNICATIONS, L...		104.10	11,664.25
10/01/2026	APPKT05586	362000085624	107833	ACCT#100000124710; DASH CAM SERVI...	0817 - VERIZON WIRELESS		276.15	11,940.40
10/03/2026	APPKT05595	287310660504X10112...	107756	ACCT#287310660504; SERVICE 9/4/26 ...	VEN01383 - AT&T MOBILITY		448.58	12,388.98
10/08/2026	PYPKT01660	PYPKT01660 - 10/08/2...		PYPKT01660 - 10/08/2026 - Pay 10/8/2...			22.15	12,411.13
10/22/2026	PYPKT01666	PYPKT01666 - 10/22/2...		PYPKT01666 - 10/22/2026 - Pay 10/22/...			22.15	12,433.28
10/26/2026	GLPKT10632	JN07509		Verizon Brad Woodhouse - tablet			20.02	12,453.30
10/26/2026	GLPKT10632	JN07509		Verizon Nick Begay			52.76	12,506.06
10/26/2026	GLPKT10632	JN07509		Verizon Eric Price - tablet			20.02	12,526.08
10/26/2026	GLPKT10632	JN07509		Verizon Halima Yarow			52.76	12,578.84
10/26/2026	GLPKT10632	JN07509		Verizon Brandon Stewart - tablet			20.02	12,598.86
10/26/2026	GLPKT10632	JN07509		Verizon Halima Yarow - tablet			20.02	12,618.88
10/26/2026	GLPKT10632	JN07509		Verizon Eric Price			52.76	12,671.64
10/26/2026	GLPKT10632	JN07509		Verizon talena walton - tablet			20.02	12,691.66
10/26/2026	GLPKT10632	JN07509		Verizon James Rich			52.76	12,744.42
10/26/2026	GLPKT10632	JN07509		Verizon talena walton			52.76	12,797.18
10/26/2026	GLPKT10632	JN07509		Verizon Brandon Stewart			52.76	12,849.94
10/26/2026	GLPKT10632	JN07509		Verizon Jim Rich - tablet			20.02	12,869.96
10/26/2026	GLPKT10632	JN07509		Verizon Nick Begay - tablet			20.02	12,889.98

Account	Name	Beginning Balance	Total Activity	Ending Balance
10-502-6400	Pretreatment Maintenance	2,574.81	113.91	2,688.72

Post Date	Packet Number	Source Transaction	Pmt Number	Description	Vendor	Project Account	Amount	Running Balance
10/01/2026	APFKT05522	LSAL3145393	107753	MAT CLEANING SERVICE - PRE TREATM...	0035 - ALSCO		37.97	2,612.78
10/15/2026	APFKT05623	LSAL3150047	107809	MAT CLEANING SERVICE - PRE TREATM...	0035 - ALSCO		37.97	2,650.75
10/29/2026	APFKT05687	LSAL3154619	107879	MAT CLEANING SERVICE - PRE TREATM...	0035 - ALSCO		37.97	2,688.72

Account	Name	Beginning Balance	Total Activity	Ending Balance
10-600-4001	Board Wages	26,818.50	2,684.00	29,502.50

Post Date	Packet Number	Source Transaction	Pmt Number	Description	Vendor	Project Account	Amount	Running Balance
10/28/2026	APFKT05646	10282026	5209	BOARD MEETING ON 10/28/2026	VEN01230 - CHERYLE ANN HATCH		375.00	27,193.50
10/28/2026	APFKT05646	10282026	5218	BOARD MEETING ON 10/28/2026	0476 - MURRAY CITY CORPORATION		375.00	27,568.50
10/28/2026	APFKT05646	10282026	5210	BOARD MEETING ON 10/28/2026	VEN01637 - CLARISSA WILLIAMS		375.00	27,943.50
10/28/2026	APFKT05646	10282026	5227	BOARD MEETING ON 10/28/2026	VEN01393 - WESLEY J. FISHER		375.00	28,318.50
10/28/2026	APFKT05646	10282026	5212	BOARD MEETING ON 10/28/2026	VEN01141 - DONALD RUSSELL		375.00	28,693.50
10/28/2026	APFKT05646	10282026	5211	BOARD MEETING ON 10/28/2026	0188 - DEBRA K. ARMSTRONG		434.00	29,127.50
10/28/2026	APFKT05646	10282026	5206	BOARD MEETING ON 10/28/2026	VEN01636 - AMILI NEFF		375.00	29,502.50

Account	Name	Beginning Balance	Total Activity	Ending Balance
10-600-4029	Board Miscellaneous	751.17	27.00	778.17

Post Date	Packet Number	Source Transaction	Pmt Number	Description	Vendor	Project Account	Amount	Running Balance
10/26/2026	GLFKT10632	JN07509		NICHOLS PHOTO LAB Board member pic...			27.00	778.17

Account	Name	Beginning Balance	Total Activity	Ending Balance
10-601-4001	GM Wages	430,965.92	44,142.52	475,108.44

Post Date	Packet Number	Source Transaction	Pmt Number	Description	Vendor	Project Account	Amount	Running Balance
10/08/2026	PYPKT01660	PYPKT01660 - 10/08/2...		PYPKT01660 - 10/08/2026 - Pay 10/8/2...			22,071.26	453,037.18
10/22/2026	PYPKT01666	PYPKT01666 - 10/22/2...		PYPKT01666 - 10/22/2026 - Pay 10/22/...			22,071.26	475,108.44

Account	Name	Beginning Balance	Total Activity	Ending Balance
10-601-4003	GM Retirement	101,679.06	10,766.40	112,445.46

Post Date	Packet Number	Source Transaction	Pmt Number	Description	Vendor	Project Account	Amount	Running Balance
10/08/2026	PYPKT01660	PYPKT01660 - 10/08/2...		PYPKT01660 - 10/08/2026 - Pay 10/8/2...			5,383.20	107,062.26
10/22/2026	PYPKT01666	PYPKT01666 - 10/22/2...		PYPKT01666 - 10/22/2026 - Pay 10/22/...			5,383.20	112,445.46

Account	Name	Beginning Balance	Total Activity	Ending Balance
10-601-4004	GM Benefits	54,830.60	5,834.74	60,665.34

Post Date	Packet Number	Source Transaction	Pmt Number	Description	Vendor	Project Account	Amount	Running Balance
10/01/2026	APFKT05531	OCT25-3835	5174	EMPLOYEE ASSISTANCE COVERAGE - OC...	0086 - BLOMQUIST HALE CONSULTING, INC.		10.46	54,841.06
10/08/2026	PYPKT01660	PYPKT01660 - 10/08/2...		PYPKT01660 - 10/08/2026 - Pay 10/8/2...			3,188.26	58,029.32
10/22/2026	PYPKT01666	PYPKT01666 - 10/22/2...		PYPKT01666 - 10/22/2026 - Pay 10/22/...			3,188.22	61,217.54
10/22/2026	GLFKT10623	JN07503		use Fidelity Forfeiture amount payroll 1...			-552.20	60,665.34

Account	Name	Beginning Balance	Total Activity	Ending Balance
10-601-4022	GM Travel and Learning	13,397.93	356.25	13,754.18

Post Date	Packet Number	Source Transaction	Pmt Number	Description	Vendor	Project Account	Amount	Running Balance
10/26/2026	GLFKT10632	JN07509		AUGUSTAVE MOISE WEFTEC Taxi new or..			46.25	13,444.18
10/26/2026	GLFKT10632	JN07509		WEAU Phil & Brandon			200.00	13,644.18
10/26/2026	GLFKT10632	JN07509		MIRAMAR CAB SERVICES WEFTEC Taxi n...			54.00	13,698.18
10/26/2026	GLFKT10632	JN07509		SLC AIRPORT PARKING Parking SLC			56.00	13,754.18

Detail Report

Date Range: 10/01/2026 - 10/31/2026

Account	Name	Beginning Balance	Total Activity	Ending Balance
10-601-4026	GM Postage	2,223.00	200.00	2,423.00

Post Date	Packet Number	Source Transaction	Pmt Number	Description	Vendor	Project Account	Amount	Running Balance
10/16/2026	GLPKT10567	JN07493		Postage reload			200.00	2,423.00
10-601-4027		GM Supplies				5,460.61	580.00	6,040.61
Post Date	Packet Number	Source Transaction	Pmt Number	Description	Vendor	Project Account	Amount	Running Balance
10/05/2026	APPKT05531	0375455-IN	107814	8X12 FLAG REPLACEMENT	0150 - COLONIAL FLAGPOLE CO.		200.00	5,660.61
10/20/2026	APPKT05619	2610505	107821	WINDOW ENVELOPES	VEN01675 - KKP		380.00	6,040.61
10-601-4029		GM Miscellaneous				6,579.55	8,356.80	14,936.35
Post Date	Packet Number	Source Transaction	Pmt Number	Description	Vendor	Project Account	Amount	Running Balance
10/19/2026	APPKT05607	7933	107830	TRAINING ROOM CHAIRS	0683 - SHI OFFICE FURNITURE		8,297.92	14,877.47
10/26/2026	GLPKT10632	JN07509		CARUSO'S DELI Lunch w/ Sharon, phil to...			58.88	14,936.35
10-601-4032		GM Legislative Issues				33,750.00	3,750.00	37,500.00
Post Date	Packet Number	Source Transaction	Pmt Number	Description	Vendor	Project Account	Amount	Running Balance
10/05/2026	APPKT05568	OCTOBER 2026	107764	GOVERNMENT SERVICE - OCTOBER 2026	VEN01386 - CAPSTONE STRATEGIES, LLC		3,750.00	37,500.00
10-601-4040		GM Professional Fees				118,149.76	15,560.00	133,709.76
Post Date	Packet Number	Source Transaction	Pmt Number	Description	Vendor	Project Account	Amount	Running Balance
10/30/2026	APPKT05686	8178173	107901	MATTER#011 - TEMPO ROAD - SEPT. 20...	0510 - PARSONS BEHLE & LATIMER		6,653.50	124,803.26
10/30/2026	APPKT05686	8178174	107901	MATTER#013 - SLVALLEY TRANSFER STA...	0510 - PARSONS BEHLE & LATIMER		356.00	125,159.26
10/30/2026	APPKT05686	8178175	107901	MATTER#007 - DAKOTA PACIFIC - SEPT. ...	0510 - PARSONS BEHLE & LATIMER		2,693.00	127,852.26
10/30/2026	APPKT05686	8178176	107901	MATTER#001 - GENERAL - SEPT. 2026	0510 - PARSONS BEHLE & LATIMER		5,724.00	133,576.26
10/30/2026	APPKT05686	8178182	107901	MATTER#014 - WEST DESERT AIRPARK - ...	0510 - PARSONS BEHLE & LATIMER		133.50	133,709.76
10-601-4300		GM Telephone				2,141.46	224.30	2,365.76
Post Date	Packet Number	Source Transaction	Pmt Number	Description	Vendor	Project Account	Amount	Running Balance
10/01/2026	APPKT05581	804228176	107822	ACCT#5-BVMFDXWV, SERVICE 10/1/26 ...	VEN01631 - LEVEL 3 COMMUNICATIONS, L...		131.86	2,273.32
10/26/2026	GLPKT10632	JN07509		Verizon Brandon H.			52.76	2,326.08
10/26/2026	GLPKT10632	JN07509		Verizon phil heck			39.68	2,365.76
10-601-6400		GM Maintenance				4,823.30	280.77	5,104.07
Post Date	Packet Number	Source Transaction	Pmt Number	Description	Vendor	Project Account	Amount	Running Balance
10/01/2026	APPKT05531	LSAL3145394	107753	MAT CLEANING SERVICE - ADMIN	0035 - ALSCO		30.65	4,853.95
10/07/2026	APPKT05566	EA1739430	107780	MONTHLY CONTRACT SERVICE - ADMIN	0425 - LES OLSON COMPANY		188.82	5,042.77
10/15/2026	APPKT05607	LSAL3150048	107809	MAT CLEANING SERVICE - ADMIN	0035 - ALSCO		30.65	5,073.42
10/29/2026	APPKT05686	LSAL3154620	107879	MAT CLEANING SERVICE - ADMIN	0035 - ALSCO		30.65	5,104.07
10-602-4001		HR Wages				354,044.34	26,851.20	380,895.54
Post Date	Packet Number	Source Transaction	Pmt Number	Description	Vendor	Project Account	Amount	Running Balance
10/08/2026	PYPKT01660	PYPKT01660 - 10/08/2...		PYPKT01660 - 10/08/2026 - Pay 10/8/2...			13,425.60	367,469.94
10/22/2026	PYPKT01666	PYPKT01666 - 10/22/2...		PYPKT01666 - 10/22/2026 - Pay 10/22/...			13,425.60	380,895.54

Detail Report **Date Range: 10/01/2026 - 10/31/2026**

Account	Name	Beginning Balance	Total Activity	Ending Balance
10-602-4003	HR Retirement	85,424.63	6,622.80	92,047.43

Post Date	Packet Number	Source Transaction	Pmt Number	Description	Vendor	Project Account	Amount	Running Balance
10/08/2026	PYPKT01660	PYPKT01660 - 10/08/2...		PYPKT01660 - 10/08/2026 - Pay 10/8/2...			3,311.40	88,736.03
10/22/2026	PYPKT01666	PYPKT01666 - 10/22/2...		PYPKT01666 - 10/22/2026 - Pay 10/22/...			3,311.40	92,047.43

10-602-4004	HR Benefits	51,515.83	3,916.47	55,432.30

Post Date	Packet Number	Source Transaction	Pmt Number	Description	Vendor	Project Account	Amount	Running Balance
10/01/2026	APPKT05531	OCT26-3835	5174	EMPLOYEE ASSISTANCE COVERAGE - OC...	0086 - BLOMQUIST HALE CONSULTING, INC.		10.46	51,526.29
10/08/2026	PYPKT01660	PYPKT01660 - 10/08/2...		PYPKT01660 - 10/08/2026 - Pay 10/8/2...			2,259.06	53,785.35
10/22/2026	PYPKT01666	PYPKT01666 - 10/22/2...		PYPKT01666 - 10/22/2026 - Pay 10/22/...			2,259.00	56,044.35
10/22/2026	GLPKT10623	JN07503		use Fidelity Forfeiture amount payroll 1...			-612.05	55,432.30

10-602-4022	HR Travel and Learning	6,924.80	221.52	7,146.32

Post Date	Packet Number	Source Transaction	Pmt Number	Description	Vendor	Project Account	Amount	Running Balance
10/26/2026	GLPKT10632	JN07509		SAMS CLUB.COM Snacks for Arbinger m...			221.52	7,146.32

10-602-4029	HR Miscellaneous	8,800.18	4,505.17	13,305.35

Post Date	Packet Number	Source Transaction	Pmt Number	Description	Vendor	Project Account	Amount	Running Balance
10/22/2026	GLPKT10623	JN07502		Holiday 100 of Gift Card			3,430.00	12,230.18
10/26/2026	GLPKT10632	JN07509		SMITHS FOOD #4083 Quarterly breakfast			56.62	12,286.80
10/26/2026	GLPKT10632	JN07509		FLOWERS.COM,INC. sympathize flowers ..			100.44	12,387.24
10/26/2026	GLPKT10632	JN07509		WALMART Quaterly Breakfast			50.95	12,438.19
10/26/2026	GLPKT10632	JN07509		SAMS CLUB.COM Quaterly Breakfast			386.16	12,824.35
10/26/2026	GLPKT10632	JN07509		SMITHS FOOD #4083 Quarterly breakfast			13.88	12,838.23
10/26/2026	GLPKT10632	JN07509		WALMART Quaterly Breakfast			68.31	12,906.54
10/26/2026	GLPKT10632	JN07509		SAMS CLUB #6686 Quarterly breakfast			19.82	12,926.36
10/26/2026	GLPKT10632	JN07509		CHEFSTORE 7501 Quarterly breakfast			378.99	13,305.35

10-602-4040	HR Professional Fees	2,486.78	173.78	2,660.56

Post Date	Packet Number	Source Transaction	Pmt Number	Description	Vendor	Project Account	Amount	Running Balance
10/05/2026	APPKT05607	13354	107816	4TH QUARTER OF 2026 - UNEMPLOYM...	0232 - EMPLOYER ADVOCATES LLC		173.78	2,660.56

10-602-4300	HR Telephone	2,121.35	159.82	2,281.17

Post Date	Packet Number	Source Transaction	Pmt Number	Description	Vendor	Project Account	Amount	Running Balance
10/08/2026	PYPKT01660	PYPKT01660 - 10/08/2...		PYPKT01660 - 10/08/2026 - Pay 10/8/2...			22.15	2,143.50
10/22/2026	PYPKT01666	PYPKT01666 - 10/22/2...		PYPKT01666 - 10/22/2026 - Pay 10/22/...			22.15	2,165.65
10/26/2026	GLPKT10632	JN07509		Verizon Annie Jensen			52.76	2,218.41
10/26/2026	GLPKT10632	JN07509		Verizon cindie foote			62.76	2,281.17

10-603-4001	Finance Wages	484,724.75	50,559.36	535,284.11

Post Date	Packet Number	Source Transaction	Pmt Number	Description	Vendor	Project Account	Amount	Running Balance
10/08/2026	PYPKT01660	PYPKT01660 - 10/08/2...		PYPKT01660 - 10/08/2026 - Pay 10/8/2...			25,270.73	509,995.48
10/22/2026	PYPKT01666	PYPKT01666 - 10/22/2...		PYPKT01666 - 10/22/2026 - Pay 10/22/...			25,288.63	535,284.11

Detail Report **Date Range: 10/01/2026 - 10/31/2026**

Account	Name	Beginning Balance	Total Activity	Ending Balance
10-603-4002	Finance Overtime	806.70	66.58	873.28

Post Date	Packet Number	Source Transaction	Pmt Number	Description	Vendor	Project Account	Amount	Running Balance
10/08/2026	PYPKT01660	PYPKT01660 - 10/08/2...		PYPKT01660 - 10/08/2026 - Pay 10/8/2...			66.58	873.28

10-603-4003	Finance Retirement	103,143.05	9,692.53	112,835.58

Post Date	Packet Number	Source Transaction	Pmt Number	Description	Vendor	Project Account	Amount	Running Balance
10/08/2026	PYPKT01660	PYPKT01660 - 10/08/2...		PYPKT01660 - 10/08/2026 - Pay 10/8/2...			4,854.59	107,997.64
10/22/2026	PYPKT01666	PYPKT01666 - 10/22/2...		PYPKT01666 - 10/22/2026 - Pay 10/22/...			4,837.94	112,835.58

10-603-4004	Finance Benefits	103,778.94	10,115.73	113,894.67

Post Date	Packet Number	Source Transaction	Pmt Number	Description	Vendor	Project Account	Amount	Running Balance
10/01/2026	APPKT05531	OCT26-3835	5174	EMPLOYEE ASSISTANCE COVERAGE - OC...	0086 - BLOMQUIST HALE CONSULTING, INC.		31.38	103,810.32
10/08/2026	PYPKT01660	PYPKT01660 - 10/08/2...		PYPKT01660 - 10/08/2026 - Pay 10/8/2...			5,590.26	109,400.58
10/22/2026	PYPKT01666	PYPKT01666 - 10/22/2...		PYPKT01666 - 10/22/2026 - Pay 10/22/...			5,588.77	114,989.35
10/22/2026	GLPKT10623	JN07503		use Fidelity Forfeiture amount payroll 1...			-1,094.68	113,894.67

10-603-4022	Finance Travel and Learning	11,193.90	624.46	11,818.36

Post Date	Packet Number	Source Transaction	Pmt Number	Description	Vendor	Project Account	Amount	Running Balance
10/26/2026	GLPKT10632	JN07509		BECKER PROFESSIONAL DEVE CPE learni...			473.07	11,666.97
10/26/2026	GLPKT10632	JN07509		CURB NOLA TAXI Cab for WEF, Airport to..			44.40	11,711.37
10/26/2026	GLPKT10632	JN07509		CURB NOLA TAXI Cab for WEF, Airport to..			30.00	11,741.37
10/26/2026	GLPKT10632	JN07509		LYFT *STANDARD 09-26 New Orleans, ...			9.99	11,751.36
10/26/2026	GLPKT10632	JN07509		CURB NOLA TAXI Cab for WEF, Hotel Air...			67.00	11,818.36

10-603-4300	Finance Telephone	2,344.64	298.60	2,643.24

Post Date	Packet Number	Source Transaction	Pmt Number	Description	Vendor	Project Account	Amount	Running Balance
10/08/2026	PYPKT01660	PYPKT01660 - 10/08/2...		PYPKT01660 - 10/08/2026 - Pay 10/8/2...			56.45	2,401.09
10/22/2026	PYPKT01666	PYPKT01666 - 10/22/2...		PYPKT01666 - 10/22/2026 - Pay 10/22/...			56.45	2,457.54
10/26/2026	GLPKT10632	JN07509		Verizon justin zollinger			70.18	2,527.72
10/26/2026	GLPKT10632	JN07509		Verizon warehouse			52.76	2,580.48
10/26/2026	GLPKT10632	JN07509		Verizon jeremy deppe			62.76	2,643.24

10-604-4001	IT Wages	872,471.50	85,934.05	958,405.55

Post Date	Packet Number	Source Transaction	Pmt Number	Description	Vendor	Project Account	Amount	Running Balance
10/08/2026	PYPKT01660	PYPKT01660 - 10/08/2...		PYPKT01660 - 10/08/2026 - Pay 10/8/2...			41,990.80	914,462.30
10/22/2026	PYPKT01666	PYPKT01666 - 10/22/2...		PYPKT01666 - 10/22/2026 - Pay 10/22/...			43,943.25	958,405.55

10-604-4002	IT Overtime	71,279.66	4,287.64	75,567.30

Post Date	Packet Number	Source Transaction	Pmt Number	Description	Vendor	Project Account	Amount	Running Balance
10/08/2026	PYPKT01660	PYPKT01660 - 10/08/2...		PYPKT01660 - 10/08/2026 - Pay 10/8/2...			2,781.28	74,060.94
10/22/2026	PYPKT01666	PYPKT01666 - 10/22/2...		PYPKT01666 - 10/22/2026 - Pay 10/22/...			1,506.36	75,567.30

Account	Name	Beginning Balance	Total Activity	Ending Balance
10-604-4003	IT Retirement	223,757.55	21,505.39	245,262.94

Post Date	Packet Number	Source Transaction	Pmt Number	Description	Vendor	Project Account	Amount	Running Balance
10/08/2026	PYPKT01660	PYPKT01660 - 10/08/2...		PYPKT01660 - 10/08/2026 - Pay 10/8/2...			10,647.08	234,404.63
10/22/2026	PYPKT01666	PYPKT01666 - 10/22/2...		PYPKT01666 - 10/22/2026 - Pay 10/22/...			10,858.31	245,262.94

Account	Name	Beginning Balance	Total Activity	Ending Balance
10-604-4004	IT Benefits	192,907.22	18,942.47	211,849.69

Post Date	Packet Number	Source Transaction	Pmt Number	Description	Vendor	Project Account	Amount	Running Balance
10/01/2026	APPKT05531	OCT26-3835	5174	EMPLOYEE ASSISTANCE COVERAGE - OC...	0086 - BLOMQUIST HALE CONSULTING, INC.		41.84	192,949.06
10/08/2026	PYPKT01660	PYPKT01660 - 10/08/2...		PYPKT01660 - 10/08/2026 - Pay 10/8/2...			10,443.06	203,392.12
10/22/2026	PYPKT01666	PYPKT01666 - 10/22/2...		PYPKT01666 - 10/22/2026 - Pay 10/22/...			10,465.94	213,858.06
10/22/2026	GLPKT10623	JN07503		use Fidelity Forfeiture amount payroll 1...			-2,008.37	211,849.69

Account	Name	Beginning Balance	Total Activity	Ending Balance
10-604-4021	IT Uniforms	769.84	70.26	840.10

Post Date	Packet Number	Source Transaction	Pmt Number	Description	Vendor	Project Account	Amount	Running Balance
10/07/2026	APPKT05575	4284950549	107766	UNIFORMS - OPERATIONS DEPT.	0136 - CINTAS		17.80	787.64
10/14/2026	APPKT05640	4285684180	107839	UNIFORMS - OPERATIONS DEPT.	0136 - CINTAS		17.33	804.97
10/21/2026	APPKT05668	4286483253	107839	UNIFORMS - OPERATIONS DEPT.	0136 - CINTAS		17.80	822.77
10/28/2026	APPKT05684	4287171608	107887	UNIFORMS - OPERATIONS DEPT.	0136 - CINTAS		17.33	840.10

Account	Name	Beginning Balance	Total Activity	Ending Balance
10-604-4040	IT Professional Fees	80,504.61	2,002.00	82,506.61

Post Date	Packet Number	Source Transaction	Pmt Number	Description	Vendor	Project Account	Amount	Running Balance
10/15/2026	APPKT05626	INV-67850-4640567	107859	CLOUD BACKUP - 11/1/26 TO 12/1/26	VEN01609 - PHOENIX NAP, LLC		2,002.00	82,506.61

Account	Name	Beginning Balance	Total Activity	Ending Balance
10-604-4300	IT Telephone	4,890.27	458.26	5,348.53

Post Date	Packet Number	Source Transaction	Pmt Number	Description	Vendor	Project Account	Amount	Running Balance
10/01/2026	APPKT05581	804228176	107822	ACCT#5-BVMFDXWV, SERVICE 10/1/26 ...	VEN01631 - LEVEL 3 COMMUNICATIONS, L...		62.50	4,952.77
10/08/2026	PYPKT01660	PYPKT01660 - 10/08/2...		PYPKT01660 - 10/08/2026 - Pay 10/8/2...			-12.50	4,940.27
10/22/2026	PYPKT01666	PYPKT01666 - 10/22/2...		PYPKT01666 - 10/22/2026 - Pay 10/22/...			-12.50	4,927.77
10/26/2026	GLPKT10632	JN07509		Verizon Shaun Udink Watch			12.53	4,940.30
10/26/2026	GLPKT10632	JN07509		Verizon Travis Winger			62.22	5,002.52
10/26/2026	GLPKT10632	JN07509		Verizon Mike Warr			52.76	5,055.28
10/26/2026	GLPKT10632	JN07509		Verizon Shaun Udink			39.68	5,094.96
10/26/2026	GLPKT10632	JN07509		Verizon david gittins watch			12.53	5,107.49
10/26/2026	GLPKT10632	JN07509		Verizon david gittins			62.76	5,170.25
10/26/2026	GLPKT10632	JN07509		Verizon jake crookston			62.76	5,233.01
10/26/2026	GLPKT10632	JN07509		Verizon andy larsen			62.76	5,295.77
10/26/2026	GLPKT10632	JN07509		Verizon Nick Mckinney			52.76	5,348.53

Account	Name	Beginning Balance	Total Activity	Ending Balance
10-604-6200	IT Tools & Small Equipment	7,033.48	8,643.70	15,677.18

Post Date	Packet Number	Source Transaction	Pmt Number	Description	Vendor	Project Account	Amount	Running Balance
10/13/2026	POPKT16872	71-358508	107836	Genetec Camera License	0069 - AVTEC		5,492.60	12,526.08
10/13/2026	POPKT16872	71-358508	107836	ADV-CAM-E-3Y - ADVANTAGE LICENSE	0069 - AVTEC		2,281.60	14,807.68
10/26/2026	GLPKT10632	JN07509		Verizon Travis Winger - new phone			869.50	15,677.18

Detail Report

Date Range: 10/01/2026 - 10/31/2026

Account	Name	Beginning Balance	Total Activity	Ending Balance
10-604-6400	IT Maintenance	82,805.09	17,218.13	100,023.22

Post Date	Packet Number	Source Transaction	Pmt Number	Description	Vendor	Project Account	Amount	Running Balance
10/01/2026	APPKT05533	SMI-011255	107799	ACCT#COM-00165, OCT. 2026 SERVICE	VEN01264 - SYRINGA NETWORKS		1,249.00	84,054.09
10/12/2026	APPKT05583	71-358391	107836	NORTH OLD GATE NOT CLOSING ALL THE..	0069 - AVTEC		1,383.53	85,437.62
10/13/2026	APPKT05584	CVWRF Flex Ovgs	107763	FLEX OVERAGES	0111 - CACHE VALLEY ELECTRIC TECHNOLO...		0.75	85,438.37
10/26/2026	GLPKT10632	JN07509		SEEED STUDIO 12 of temperature sensor..			1,577.92	87,016.29
10/26/2026	GLPKT10632	JN07509		SEEED STUDIO reComputer & sensecap			930.78	87,947.07
10/26/2026	GLPKT10632	JN07509		GLOBAL-E* PRUSA 2 years of extended i...			3,797.41	91,744.48
10/26/2026	GLPKT10632	JN07509		AMAZON ram memory			29.49	91,773.97
10/26/2026	GLPKT10632	JN07509		SEEEDSTUDIO Gateway module us915			50.00	91,823.97
10/26/2026	GLPKT10632	JN07509		PARAMETRIC TECHNOLOGY SPN - 9/16/...			1,184.62	93,008.59
10/26/2026	GLPKT10632	JN07509		AMAZON DDR4Memory, fiber patch cab...			108.18	93,116.77
10/26/2026	GLPKT10632	JN07509		SEEED STUDIO 12 of SenseCAP S2107			1,577.92	94,694.69
10/26/2026	GLPKT10632	JN07509		SEEED STUDIO 12 of SenseCAP S2107			1,577.92	96,272.61
10/26/2026	GLPKT10632	JN07509		GODADDY#7036712244 5 years webstie...			2,577.51	98,850.12
10/26/2026	GLPKT10632	JN07509		AMAZON USB Cables			69.00	98,919.12
10/26/2026	GLPKT10632	JN07509		SEEED STUDIO 45 of PTI1000 Temperatu...			1,104.10	100,023.22

Account	Name	Beginning Balance	Total Activity	Ending Balance
10-604-6500	IT Software Support	260,873.68	114,193.75	375,067.43

Post Date	Packet Number	Source Transaction	Pmt Number	Description	Vendor	Project Account	Amount	Running Balance
10/10/2026	APPKT05582	INV452216	5180	KNOWBE4 SUBSCRIPTION - 9/8/26 TO 1...	VEN01499 - KNOWBE4, INC.		625.50	261,499.18
10/20/2026	POPKT16914	109891	107872	Software entitlements, PLC Firmware, a...	VEN01398 - UTAH-YAMAS CONTROLS		17,587.00	279,086.18
10/22/2026	APPKT05677	AL5T13E		YEAR 2 - PAESSLER PRTG NTWK 3Y SUB	0123 - CDW GOVERNMENT INC.		12,039.57	291,125.75
10/30/2026	POPKT16986	1101431435	107894	CFQ7TTC0QW7C Microsoft Teams Room..	VEN01257 - INSIGHT PUBLIC SECTOR, INC		1,359.36	292,485.11
10/30/2026	POPKT16986	1101431435	107894	CFQ7TTC0MM8R Microsoft 365 Copilot ...	VEN01257 - INSIGHT PUBLIC SECTOR, INC		1,019.52	293,504.63
10/30/2026	POPKT16986	1101431435	107894	CFQ7TTC0HL91 000C Microsoft 365 GCC...	VEN01257 - INSIGHT PUBLIC SECTOR, INC		81,562.80	375,067.43

Account	Name	Beginning Balance	Total Activity	Ending Balance
10-604-7070	IT Pay-As-You-Go	330,033.76	45,039.76	375,073.52

Post Date	Packet Number	Source Transaction	Pmt Number	Description	Vendor	Project Account	Amount	Running Balance
10/21/2026	POPKT16912	SIN0054828	107850	WALL-HW-AV3200g | Airwall 3200 har...	VEN01364 - GRAY MATTER SYSTEMS, LLC	SCADA/PLC Changeout..	14,300.00	344,333.76
10/21/2026	POPKT16912	SIN0054828	107850	WALL-SW-AV3200g | Airwall AV3200 sof..	VEN01364 - GRAY MATTER SYSTEMS, LLC	SCADA/PLC Changeout..	600.00	344,933.76
10/29/2026	POPKT16999	71-359434		TOTAL MATERIAL COST (FREIGHT / DOC...	0069 - AVTEC	Maintenance Building...	11,883.92	356,817.68
10/29/2026	POPKT16999	71-359434		Sales Tax	0069 - AVTEC	Maintenance Building...	957.13	357,774.81
10/29/2026	POPKT16999	71-359434		LABOR	0069 - AVTEC	Maintenance Building...	17,298.71	375,073.52

Account	Name	Beginning Balance	Total Activity	Ending Balance
10-605-4001	Safety Wages	167,522.47	17,235.20	184,757.67

Post Date	Packet Number	Source Transaction	Pmt Number	Description	Vendor	Project Account	Amount	Running Balance
10/08/2026	PYPKT01660	PYPKT01660 - 10/08/2...		PYPKT01660 - 10/08/2026 - Pay 10/8/2...			8,617.60	176,140.07
10/22/2026	PYPKT01666	PYPKT01666 - 10/22/2...		PYPKT01666 - 10/22/2026 - Pay 10/22/...			8,617.60	184,757.67

Account	Name	Beginning Balance	Total Activity	Ending Balance
10-605-4003	Safety Retirement	40,706.32	4,308.80	45,015.12

Post Date	Packet Number	Source Transaction	Pmt Number	Description	Vendor	Project Account	Amount	Running Balance
10/08/2026	PYPKT01660	PYPKT01660 - 10/08/2...		PYPKT01660 - 10/08/2026 - Pay 10/8/2...			2,154.40	42,860.72
10/22/2026	PYPKT01666	PYPKT01666 - 10/22/2...		PYPKT01666 - 10/22/2026 - Pay 10/22/...			2,154.40	45,015.12

Detail Report **Date Range: 10/01/2026 - 10/31/2026**

Account	Name	Beginning Balance	Total Activity	Ending Balance
10-605-4004	Safety Benefits	37,410.59	3,739.22	41,149.81

Post Date	Packet Number	Source Transaction	Pmt Number	Description	Vendor	Project Account	Amount	Running Balance
10/01/2026	APPKT05531	OCT26-3835	5174	EMPLOYEE ASSISTANCE COVERAGE - OC...	0086 - BLOMQUIST HALE CONSULTING, INC.		10.46	37,421.05
10/08/2026	PYPKT01660	PYPKT01660 - 10/08/2...		PYPKT01660 - 10/08/2026 - Pay 10/8/2...			2,057.90	39,478.95
10/22/2026	PYPKT01666	PYPKT01666 - 10/22/2...		PYPKT01666 - 10/22/2026 - Pay 10/22/...			2,057.86	41,536.81
10/22/2026	GLPKT10623	JN07503		use Fidelity Forfeiture amount payroll 1...			-387.00	41,149.81
10-605-4022	Safety Travel and Learning					6,011.87	660.60	6,672.47
Post Date	Packet Number	Source Transaction	Pmt Number	Description	Vendor	Project Account	Amount	Running Balance
10/26/2026	GLPKT10632	JN07509		NFPA NATL FIRE PROTECT NFPA Training...			660.60	6,672.47
10-605-4100	Safety Physicals & Testing					4,758.75	337.75	5,096.50
Post Date	Packet Number	Source Transaction	Pmt Number	Description	Vendor	Project Account	Amount	Running Balance
10/01/2026	APPKT05550	10503	107796	IMMUNIZATION FOR EMPLOYEES	0698 - SL COUNTY HEALTH DEPARTMENT		134.00	4,892.75
10/12/2026	APPKT05616	600045776	107853	SAFETY PHYSICALS	0357 - INTERMOUNTAIN WORKMED SLC		75.00	4,967.75
10/12/2026	APPKT05617	600045949	107853	SAFETY PHYSICALS	0357 - INTERMOUNTAIN WORKMED SLC		81.00	5,048.75
10/31/2026	APPKT05710	90446		PRE-EMPLOYMENT TEST	0089 - BLUELINE HEALTH SERVICES		47.75	5,096.50
10-605-4300	Safety Telephone					1,042.30	111.17	1,153.47
Post Date	Packet Number	Source Transaction	Pmt Number	Description	Vendor	Project Account	Amount	Running Balance
10/01/2026	APPKT05581	804228176	107822	ACCT#5-BVMFDXWV, SERVICE 10/1/26 ...	VEN01631 - LEVEL 3 COMMUNICATIONS, L...		13.83	1,056.13
10/08/2026	PYPKT01660	PYPKT01660 - 10/08/2...		PYPKT01660 - 10/08/2026 - Pay 10/8/2...			22.15	1,078.28
10/22/2026	PYPKT01666	PYPKT01666 - 10/22/2...		PYPKT01666 - 10/22/2026 - Pay 10/22/...			22.15	1,100.43
10/26/2026	GLPKT10632	JN07509		Verizon Isaac Talbot			53.04	1,153.47
10-605-6200	Safety Tools & Small Equipment					28,572.30	4,174.95	32,747.25
Post Date	Packet Number	Source Transaction	Pmt Number	Description	Vendor	Project Account	Amount	Running Balance
10/26/2026	GLPKT10632	JN07509		INDUSTRIAL GENERAL STO arm bases for..			4,174.95	32,747.25
10-605-6400	Safety Maintenance					39,344.97	6,990.25	46,335.22
Post Date	Packet Number	Source Transaction	Pmt Number	Description	Vendor	Project Account	Amount	Running Balance
10/06/2026	APPKT05551	12702459	107865	ACCT#B10117 - DEWATERING FIRE ALA...	0716 - STATE FIRE SALES AND SERVICE		135.00	39,479.97
10/06/2026	APPKT05554	35602000474	107869	FIRST AID KITS SERVICING	VEN01243 - UNIFIRST FIRST AID AND SAFETY		432.82	39,912.79
10/15/2026	APPKT05618	12704709	107908	DELIVERY JOB ON 10/13/26	0716 - STATE FIRE SALES AND SERVICE		829.85	40,742.64
10/26/2026	GLPKT10632	JN07509		INSTRUMENTDEPOT.COM Chlorine dete...			729.60	41,472.24
10/26/2026	GLPKT10632	JN07509		RAECO RENTS Rental of CL2 gas detector..			85.00	41,557.24
10/26/2026	GLPKT10632	JN07509		SP GO2MARINE Atlas 772 Nitrile water ...			384.96	41,942.20
10/26/2026	GLPKT10632	JN07509		SP ATLANTIC RADIO Noise Reducing He...			2,931.50	44,873.70
10/26/2026	GLPKT10632	JN07509		RAECO RENTS rental of a CL2 Gas detect...			170.00	45,043.70
10/26/2026	APPKT05686	28214	107884	SAFETY JACKETS	VEN01440 - BRIGHTPOINT CREATIVE LLC		1,291.52	46,335.22
10-606-4001	Engineering Wages					437,685.29	37,806.16	475,491.45
Post Date	Packet Number	Source Transaction	Pmt Number	Description	Vendor	Project Account	Amount	Running Balance
10/08/2026	PYPKT01660	PYPKT01660 - 10/08/2...		PYPKT01660 - 10/08/2026 - Pay 10/8/2...			18,903.08	456,588.37
10/22/2026	PYPKT01666	PYPKT01666 - 10/22/2...		PYPKT01666 - 10/22/2026 - Pay 10/22/...			18,903.08	475,491.45

Detail Report

Date Range: 10/01/2026 - 10/31/2026

Account	Name	Beginning Balance	Total Activity	Ending Balance
10-606-4003	Engineering Retirement	101,233.13	7,590.74	108,823.87

Post Date	Packet Number	Source Transaction	Pmt Number	Description	Vendor	Project Account	Amount	Running Balance
10/08/2026	PYPKT01660	PYPKT01660 - 10/08/2...		PYPKT01660 - 10/08/2026 - Pay 10/8/2...			3,795.37	105,028.50
10/22/2026	PYPKT01666	PYPKT01666 - 10/22/2...		PYPKT01666 - 10/22/2026 - Pay 10/22/...			3,795.37	108,823.87

Account	Name	Beginning Balance	Total Activity	Ending Balance
10-606-4004	Engineering Benefits	64,891.28	6,212.29	71,103.57

Post Date	Packet Number	Source Transaction	Pmt Number	Description	Vendor	Project Account	Amount	Running Balance
10/01/2026	APPKT05531	OCT26-3835	5174	EMPLOYEE ASSISTANCE COVERAGE - OC...	0086 - BLOMQUIST HALE CONSULTING, INC.		15.69	64,906.97
10/08/2026	PYPKT01660	PYPKT01660 - 10/08/2...		PYPKT01660 - 10/08/2026 - Pay 10/8/2...			3,451.00	68,357.97
10/22/2026	PYPKT01666	PYPKT01666 - 10/22/2...		PYPKT01666 - 10/22/2026 - Pay 10/22/...			3,450.94	71,808.91
10/22/2026	GLPKT10623	JN07503		use Fidelity Forfeiture amount payroll 1...			-705.34	71,103.57

Account	Name	Beginning Balance	Total Activity	Ending Balance
10-606-4022	Engineering Travel and Learning	13,177.17	509.80	13,686.97

Post Date	Packet Number	Source Transaction	Pmt Number	Description	Vendor	Project Account	Amount	Running Balance
10/08/2026	APPKT05568	INV0023933	5186	FINAL RECONCILIATION - WEFTEC 2026	VEN01344 - NAVNEET PRASAD		82.00	13,259.17
10/08/2026	APPKT05568	INV0023938	5171	FINAL RECONCILIATION - WEFTEC 2026	VEN01629 - AMANDA STOUDT		123.94	13,383.11
10/13/2026	APPKT05586	INV0023972	5175	FINAL RECONCILIATION - WEFTEC 2026	VEN0105 - BRYAN MANSELL		187.70	13,570.81
10/26/2026	GLPKT10632	JN07509		LYFT *STANDARD 09-27 Hotel to Work...			12.97	13,583.78
10/26/2026	GLPKT10632	JN07509		LYFT *STANDARD 09-27 Workshop to ...			10.96	13,594.74
10/26/2026	GLPKT10632	JN07509		LYFT *AIRPORT 09-26 Airport to hotel			45.49	13,640.23
10/26/2026	GLPKT10632	JN07509		LYFT *AIRPORT 10-01 Hotel to Airport			46.74	13,686.97

Account	Name	Beginning Balance	Total Activity	Ending Balance
10-606-4027	Engineering Supplies	1,117.94	344.78	1,462.72

Post Date	Packet Number	Source Transaction	Pmt Number	Description	Vendor	Project Account	Amount	Running Balance
10/26/2026	GLPKT10632	JN07509		AMAZON industrial paint thickness meter			224.98	1,342.92
10/26/2026	GLPKT10632	JN07509		POWERTOOLREPACEME dewalt clamp			46.84	1,389.76
10/26/2026	GLPKT10632	JN07509		AMAZON Dell Bluetooth travel mouse			53.81	1,443.57
10/26/2026	GLPKT10632	JN07509		AMAZON temperature gun			19.15	1,462.72

Account	Name	Beginning Balance	Total Activity	Ending Balance
10-606-4040	Engineering Professional Fees	391,191.70	24,678.06	415,869.76

Post Date	Packet Number	Source Transaction	Pmt Number	Description	Vendor	Project Account	Amount	Running Balance
10/01/2026	APPKT05646	SW2027-UTRI00144	107843	STORM WATER PERMIT UTRI00144 - 20...	0206 - DIVISION OF WATER QUALITY		300.00	391,491.70
10/21/2026	APPKT05645	25619973		GENERAL SERVICES - 6/26/26 TO 8/20/26	0104 - BROWN AND CALDWELL		24,378.06	415,869.76

Account	Name	Beginning Balance	Total Activity	Ending Balance
10-606-4300	Engineering Telephone	2,747.09	206.59	2,953.68

Post Date	Packet Number	Source Transaction	Pmt Number	Description	Vendor	Project Account	Amount	Running Balance
10/01/2026	APPKT05581	804228176	107822	ACCT#5-BVMFDXWV, SERVICE 10/1/26 ...	VEN01631 - LEVEL 3 COMMUNICATIONS, L...		13.83	2,760.92
10/01/2026	APPKT05586	362000085624	107833	ACCT#100000124710; DASH CAM SERVI...	0817 - VERIZON WIRELESS		46.02	2,806.94
10/08/2026	PYPKT01660	PYPKT01660 - 10/08/2...		PYPKT01660 - 10/08/2026 - Pay 10/8/2...			22.15	2,829.09
10/22/2026	PYPKT01666	PYPKT01666 - 10/22/2...		PYPKT01666 - 10/22/2026 - Pay 10/22/...			22.15	2,851.24
10/26/2026	GLPKT10632	JN07509		Verizon Amanda Stoudt			39.68	2,890.92
10/26/2026	GLPKT10632	JN07509		Verizon bryan mansell			62.76	2,953.68

Account	Name	Beginning Balance	Total Activity	Ending Balance
10-606-6400	Engineering Maintenance	37,409.90	74,300.00	111,709.90

Post Date	Packet Number	Source Transaction	Pmt Number	Description	Vendor	Project Account	Amount	Running Balance
10/19/2026	APPKT05704	PAY APP 4 - CLARIFIER	107889	CLARIFIER PROJECT - CLARIFIER #3	VEN01366 - FOSSIL COATINGS, LLC		73,500.00	110,909.90
10/26/2026	GLPKT10632	JN07509		EJ USA DENVER COM260263A01, 4""TA...			800.00	111,709.90

Account	Name	Beginning Balance	Total Activity	Ending Balance
10-606-7070	Engineering Pay-As-You-Go	1,062,206.69	861,886.64	1,924,093.33

Post Date	Packet Number	Source Transaction	Pmt Number	Description	Vendor	Project Account	Amount	Running Balance
10/15/2026	APPKT05599	11928	107810	LOADSHED PROJECT - SEPT. 2026	VEN01279 - APCO INC.	Plant Wide Load Shed ...	307.50	1,062,514.19
10/21/2026	APPKT05645	25619965		FIRE ALARM FIELD	0104 - BROWN AND CALDWELL	Fire Protection System...	7,828.74	1,070,342.93
10/21/2026	APPKT05645	25619965		FIRE ALARM OFFICE	0104 - BROWN AND CALDWELL	Fire Protection System...	65,299.02	1,135,641.95
10/21/2026	APPKT05646	207934		ADMIN BUILDING AHU UPGRADE - PAY ...	0468 - MOUNTAIN VALLEY MECHANICAL INC	Lab & Admin HVAC Re...	247,690.66	1,383,332.61
10/26/2026	APPKT05680	124001-030		DIGESTER 6&7 ELECTRICAL SUPPORT - ...	0695 - SKYLINE ELECTRIC COMPANY	Digester Fire Alarm Pa...	15,030.72	1,398,363.33
10/29/2026	APPKT05680	260202		UV BUILDING PROJECT - OCT. 2026	VEN01594 - WHW ENGINEERING LLC	UV HVAC 2026	1,470.00	1,399,833.33
10/29/2026	APPKT05686	250483		ADMIN BUILDING RTU UPGRADES - OCT....	VEN01594 - WHW ENGINEERING LLC	Lab & Admin HVAC Re...	5,400.00	1,405,233.33
10/29/2026	APPKT05686	260012		POWER GEN HVAC UPGRADES - OCT. 20...	VEN01594 - WHW ENGINEERING LLC	Power Gen HVAC 2026	18,860.00	1,424,093.33
10/31/2026	GLPKT10724	JN07530		Move Capital Cost to Pay Go		Dewatering 2026 Pay ...	500,000.00	1,924,093.33

Account	Name	Beginning Balance	Total Activity	Ending Balance
10-700-7001	Capital Bond/Site Restoration & Demo	316,824.22	542,801.62	859,625.84

Post Date	Packet Number	Source Transaction	Pmt Number	Description	Vendor	Project Account	Amount	Running Balance
10/01/2026	POFKT16825	71-357750	107811	TOTAL LABOR COSTS	0069 - AVTEC	Site Restoration 2026	9,400.75	326,224.97
10/01/2026	POFKT16825	71-357750	107811	TOTAL MATERIAL COST	0069 - AVTEC	Site Restoration 2026	1,809.88	328,034.85
10/07/2026	APPKT05645	PAY APP 3 - SITE IMPR...	5243	SITE IMPROVEMENTS PROJECT - SEPT. 2...	VEN01570 - WESTERN UTILITY COMPANY I...	Site Restoration 2026	525,376.96	853,411.81
10/21/2026	APPKT05645	25619965		SITE RESTORATION FIELD	0104 - BROWN AND CALDWELL	Site Restoration Field ...	3,552.53	856,964.34
10/27/2026	APPKT05660	10873	107875	SITE RESTORATION	VEN01239 - WESTERN TECHNOLOGIES INC.	Site Restoration 2026	2,661.50	859,625.84
10/29/2026	APPKT05680	142804	107897	SITE RESTORATION - PLANTS	VEN01684 - MILLCREEK GARDENS	Site Restoration 2026	25,833.55	885,459.39
10/29/2026	APPKT05680	145105	107897	SITE RESTORATION - PLANTS	VEN01684 - MILLCREEK GARDENS	Site Restoration 2026	4,289.12	889,748.51
10/29/2026	APPKT05680	153063	107897	SITE RESTORATION - CREDIT FOR OVER...	VEN01684 - MILLCREEK GARDENS	Site Restoration 2026	-1,532.37	888,216.14
10/31/2026	GLPKT10728	JN07532		Capital Account Transfer		Site Restoration 2026	-28,590.30	859,625.84

Account	Name	Beginning Balance	Total Activity	Ending Balance
10-700-7004	Capital Bond/Cash Thermophilic Process Upgrade	462,447.84	264,315.91	726,763.75

Post Date	Packet Number	Source Transaction	Pmt Number	Description	Vendor	Project Account	Amount	Running Balance
10/01/2026	APPKT05568	44546	5182	10% BOILER REPLACEMENT PROJECT	VEN01644 - MECHANICAL SERVICE & SYST...	Boiler Design & Upgra...	166,359.20	628,807.04
10/21/2026	APPKT05645	25619972		STEAM BOILER	0104 - BROWN AND CALDWELL	Boiler Design & Upgra...	40,766.91	669,573.95
10/21/2026	APPKT05645	25619972		THERMOPHILIC DIGESTION	0104 - BROWN AND CALDWELL	Thermophilic Digestion..	57,189.80	726,763.75

Account	Name	Beginning Balance	Total Activity	Ending Balance
10-700-7005	Capital Bond/Cash BNR Public Bonds	5,393,448.35	326,951.65	5,720,400.00

Post Date	Packet Number	Source Transaction	Pmt Number	Description	Vendor	Project Account	Amount	Running Balance
10/15/2026	APPKT05599	11924	107810	BNR BASINS PROJECT - SEPT. 2026	VEN01279 - APCO INC.	BNR Basins System Co...	7,175.00	5,400,623.35
10/20/2026	POFKT16913	71-358663	107880	North East Gate Replacement	0069 - AVTEC	BNR Basins Constructi...	15,309.63	5,415,932.98
10/21/2026	APPKT05645	25619965		BNR FIELD	0104 - BROWN AND CALDWELL	BNR Basins CM Field 2...	24,946.77	5,440,879.75
10/21/2026	APPKT05645	25619965		BNR OFFICE	0104 - BROWN AND CALDWELL	BNR Basins CM Office ...	30,622.25	5,471,502.00
10/27/2026	APPKT05660	10873	107875	BNR	VEN01239 - WESTERN TECHNOLOGIES INC.	BNR Basins Constructi...	848.00	5,472,350.00
10/31/2026	APPKT05716	PAY APP 84 - BNR		BNR PROJECT - 9/13/26 TO 10/17/26	0284 - GERBER CONSTRUCTION COMPANY	BNR Basins Constructi...	353,050.00	5,825,400.00
10/31/2026	GLPKT10729	JN07533		Capital Account Transfer		BNR Basins Constructi...	-105,000.00	5,720,400.00

Detail Report **Date Range: 10/01/2026 - 10/31/2026**

Account	Name	Beginning Balance	Total Activity	Ending Balance
10-700-7009	Digester Lids 1, 2, & 5 Rehab	8,594,036.38	690,476.07	9,284,512.45

Post Date	Packet Number	Source Transaction	Pmt Number	Description	Vendor	Project Account	Amount	Running Balance
10/02/2026	APPKT05531	2026-3324	107751	APS SECURITY GUARD - 9/14/26 TO 9/2...	VEN01266 - ALL PRO SECURITY	Digester 1, 2 & 5 Reha...	958.16	8,594,994.54
10/16/2026	APPKT05607	2026-3857	107808	APS SECURITY GUARD - 9/28/26 TO 10/...	VEN01266 - ALL PRO SECURITY	Digester 1, 2 & 5 Reha...	1,091.80	8,596,086.34
10/21/2026	APPKT05645	25619965		DIGESTER 1,2,5 FIELD	0104 - BROWN AND CALDWELL	Digester 1, 2 & 5 Field...	40,559.00	8,636,645.34
10/21/2026	APPKT05645	25619965		DIGESTER 1,2,5 OFFICE	0104 - BROWN AND CALDWELL	Digester 1, 2 & 5 Office..	21,393.68	8,658,039.02
10/30/2026	APPKT05698	2026-3961	107878	APS SECURITY GUARD - 10/12/26 TO 10...	VEN01266 - ALL PRO SECURITY	Digester 1, 2 & 5 Reha...	958.16	8,658,997.18
10/31/2026	GLPKT10707	JN07526		Monthly Retainage Adjustments		Digester 1, 2 & 5 Reha...	31,275.76	8,690,272.94
10/31/2026	APPKT05716	PAY APP 15 - DIGESTER		DIGESTER 1, 2 & 5 UPGRADES - OCT. 20...	VEN01410 - ARCHER WESTERN CONSTRUCT...	Digester 1, 2 & 5 Reha...	594,239.51	9,284,512.45
10-700-7010	Dewatering	16,079,383.54	87,649.73	16,167,033.27				

Post Date	Packet Number	Source Transaction	Pmt Number	Description	Vendor	Project Account	Amount	Running Balance
10/02/2026	APPKT05531	2026-3324	107751	APS SECURITY GUARD - 9/14/26 TO 9/2...	VEN01266 - ALL PRO SECURITY	Dewatering Constructi...	958.16	16,080,341.70
10/15/2026	APPKT05599	11926	107810	DEWATERING BUILDING - SEPT. 2026	VEN01279 - APCO INC.	Dewatering System C...	4,202.50	16,084,544.20
10/16/2026	APPKT05607	2026-3857	107808	APS SECURITY GUARD - 9/28/26 TO 10/...	VEN01266 - ALL PRO SECURITY	Dewatering Constructi...	1,091.79	16,085,635.99
10/21/2026	APPKT05645	25619965		DEWATERING FIELD	0104 - BROWN AND CALDWELL	Dewatering CM Field ...	46,172.17	16,131,808.16
10/21/2026	APPKT05645	25619965		DEWATERING OFFICE	0104 - BROWN AND CALDWELL	Dewatering Office CM...	51,423.95	16,183,232.11
10/27/2026	APPKT05660	10873	107875	DEWATERING	VEN01239 - WESTERN TECHNOLOGIES INC.	Dewatering Constructi...	343.00	16,183,575.11
10/30/2026	APPKT05698	2026-3961	107878	APS SECURITY GUARD - 10/12/26 TO 10...	VEN01266 - ALL PRO SECURITY	Dewatering Constructi...	958.16	16,184,533.27
10/31/2026	GLPKT10707	JN07526		Monthly Retainage Adjustments		Dewatering Constructi...	24,125.00	16,208,658.27
10/31/2026	GLPKT10724	JN07530		Move Capital Cost to Pay Go		Dewatering Constructi...	-500,000.00	15,708,658.27
10/31/2026	APPKT05716	PAY APP 32 - DEWATE...		DEWATERING PROJECT - OCT. 2026	0284 - GERBER CONSTRUCTION COMPANY	Dewatering Constructi...	458,375.00	16,167,033.27
10-700-7014	Blower Building	422,761.36	25,576.22	448,337.58				

Post Date	Packet Number	Source Transaction	Pmt Number	Description	Vendor	Project Account	Amount	Running Balance
10/21/2026	APPKT05645	25619965		BLOWER BUILDING FIELD	0104 - BROWN AND CALDWELL	Blower Building Field ...	8,668.08	431,429.44
10/21/2026	APPKT05645	25619965		BLOWER BUILDING OFFICE	0104 - BROWN AND CALDWELL	Blower Building Office...	15,520.14	446,949.58
10/27/2026	APPKT05660	10873	107875	BLOWER BUILDING	VEN01239 - WESTERN TECHNOLOGIES INC.	Blower Building Const...	1,388.00	448,337.58
10-700-7016	Thickening Building	2,100,226.69	126,215.79	2,226,442.48				

Post Date	Packet Number	Source Transaction	Pmt Number	Description	Vendor	Project Account	Amount	Running Balance
10/02/2026	APPKT05531	2026-3324	107751	APS SECURITY GUARD - 9/14/26 TO 9/2...	VEN01266 - ALL PRO SECURITY	Thickening Building C...	958.16	2,101,184.85
10/15/2026	APPKT05599	11927	107810	THICKENING & STRAINING PROJECT - SE...	VEN01279 - APCO INC.	Thickening Building Sy...	4,522.50	2,105,707.35
10/16/2026	APPKT05607	2026-3857	107808	APS SECURITY GUARD - 9/28/26 TO 10/...	VEN01266 - ALL PRO SECURITY	Thickening Building C...	1,091.79	2,106,799.14
10/21/2026	APPKT05645	25619965		THICKENING FIELD	0104 - BROWN AND CALDWELL	Thickening & Straining...	2,385.18	2,109,184.32
10/30/2026	APPKT05698	2026-3961	107878	APS SECURITY GUARD - 10/12/26 TO 10...	VEN01266 - ALL PRO SECURITY	Thickening Building C...	958.16	2,110,142.48
10/31/2026	GLPKT10707	JN07526		Monthly Retainage Adjustments		Thickening Building C...	5,815.00	2,115,957.48
10/31/2026	APPKT05716	PAY APP 55 - THICKEN...		THICKENING & STRAINING PROJECT - O...	VEN01410 - ARCHER WESTERN CONSTRUCT...	Thickening Building C...	110,485.00	2,226,442.48
10-850-8000	Trust Payments 2017A	1,636,727.59	185,658.33	1,822,385.92				

Post Date	Packet Number	Source Transaction	Pmt Number	Description	Vendor	Project Account	Amount	Running Balance
10/08/2026	APPKT05607	10082026	5204	2017A	0882 - ZIONS FIRST NATIONAL BANK		185,658.33	1,822,385.92

Detail Report **Date Range: 10/01/2026 - 10/31/2026**

Account	Name	Beginning Balance	Total Activity	Ending Balance
10-852-8000	Trust Payments 2019A	1,884,740.29	228,349.99	2,113,090.28

Post Date	Packet Number	Source Transaction	Pmt Number	Description	Vendor	Project Account	Amount	Running Balance
10/08/2026	APPKT05607	10082026	5204	2019A	0882 - ZIONS FIRST NATIONAL BANK		228,349.99	2,113,090.28

Account	Name	Beginning Balance	Total Activity	Ending Balance
10-853-8000	Trust Payments 2020A SRF	2,783,610.67	315,980.00	3,099,590.67

Post Date	Packet Number	Source Transaction	Pmt Number	Description	Vendor	Project Account	Amount	Running Balance
10/08/2026	APPKT05607	10082026	5204	2020A	0882 - ZIONS FIRST NATIONAL BANK		315,980.00	3,099,590.67

Account	Name	Beginning Balance	Total Activity	Ending Balance
10-854-8000	Trust Payments 2021A	1,108,586.74	125,998.11	1,234,584.85

Post Date	Packet Number	Source Transaction	Pmt Number	Description	Vendor	Project Account	Amount	Running Balance
10/08/2026	APPKT05607	10082026	5204	2021A	0882 - ZIONS FIRST NATIONAL BANK		125,998.11	1,234,584.85

Account	Name	Beginning Balance	Total Activity	Ending Balance
10-855-8000	Trust Payments 2021B	1,205,592.98	136,724.99	1,342,317.97

Post Date	Packet Number	Source Transaction	Pmt Number	Description	Vendor	Project Account	Amount	Running Balance
10/08/2026	APPKT05607	10082026	5204	2021B	0882 - ZIONS FIRST NATIONAL BANK		136,724.99	1,342,317.97

Account	Name	Beginning Balance	Total Activity	Ending Balance
10-856-8000	Trust Payments 2021C	6,052,612.58	684,587.49	6,737,200.07

Post Date	Packet Number	Source Transaction	Pmt Number	Description	Vendor	Project Account	Amount	Running Balance
10/08/2026	APPKT05607	10082026	5204	2021C	0882 - ZIONS FIRST NATIONAL BANK		684,587.49	6,737,200.07

Account	Name	Beginning Balance	Total Activity	Ending Balance
10-857-8000	Trust Payments 2024A	4,136,703.47	467,604.16	4,604,307.63

Post Date	Packet Number	Source Transaction	Pmt Number	Description	Vendor	Project Account	Amount	Running Balance
10/08/2026	APPKT05607	10082026	5204	2024A	0882 - ZIONS FIRST NATIONAL BANK		467,604.16	4,604,307.63

Account	Name	Beginning Balance	Total Activity	Ending Balance
10-900-4900	Depreciation	9,252,794.88	1,028,088.32	10,280,883.20

Post Date	Packet Number	Source Transaction	Pmt Number	Description	Vendor	Project Account	Amount	Running Balance
10/31/2026	GLPKT10706	JN07525		Monthly Depreciation Estimate			1,028,088.32	10,280,883.20

Total Fund: 10 - Operational Fund: **Beginning Balance: 83,799,250.48** **Total Activity: 8,587,413.99** **Ending Balance: 92,386,664.47**

Grand Totals: **Beginning Balance: 83,799,250.48** **Total Activity: 8,587,413.99** **Ending Balance: 92,386,664.47**

Date Range: 10/01/2026 - 10/31/2026

Fund Summary

Fund		Beginning Balance	Total Activity	Ending Balance
10 - Operational Fund		83,799,250.48	8,587,413.99	92,386,664.47
	Grand Total:	**83,799,250.48**	**8,587,413.99**	**92,386,664.47**

MT. OLYMPUS IMPROVEMENT DISTRICT
STATEMENT OF NET POSITION
AS OF OCTOBER 31, 2026
(UNAUDITED)

	ASSETS			
	CURRENT ASSETS			
	CASH ON HAND			
1113	PETTY CASH	450.00		
	TOTAL CASH ON HAND		450.00	
	CASH IN BANK - CHECKING & SAVINGS			
1121	ZFNB CHECKING	120,269.12		
1122	MACU CHECKING	(26,279.47)		
1123	MACU SWEEP	5,648,936.90		
1135	PTIF 8603- CF	326,102.77		
1170	CLEARING - XBP DEPOSIT	270,401.87		
1175	UTILITY CASH CLEARING ACCOUNT	1,474.80		
	TOTAL CASH IN BANK - CHECKING & SAVINGS		6,340,905.99	
	CURRENT SECURITIES			
1501	PTIF 8604 - RESERVE	5,166,799.39		
	TOTAL CURRENT SECURITIES		5,166,799.39	
	ACCOUNTS RECEIVABLE			
1301	ACCOUNTS RECEIVABLE	1,315.00		
1303	SEWER FEES	538,774.82		
1305	LIENS	991,097.19		
	TOTAL ACCOUNTS RECEIVABLE		1,531,187.01	
	INVENTORY			
1372	GAS, OIL, PARTS	12,529.32		
	TOTAL INVENTORY		12,529.32	
	TOTAL CURRENT ASSETS			13,051,871.71
	RESTRICTED ASSETS			
1502	MT OLYMPUS I D RESERVE W349		9,650,392.52	
1503	MT OLYMPUS/CVWRF RESERVE J814		4,214,547.56	
	TOTAL RESTRICTED ASSETS			13,864,940.08

MT. OLYMPUS IMPROVEMENT DISTRICT
STATEMENT OF NET POSITION
AS OF OCTOBER 31, 2026
(UNAUDITED)

	CVWR FACILITY PROJECT		
1551	INVEST IN CVWR (NET POSITION)	32,173,681.70	
1553	CVWRF CONST IN PROGRESS	545,878.55	
1554	CVWR STATE RESERVE FUND	10,148.88	
1555	CVWRF-2020A LOAN DSRF	495,243.42	
1556	CVWR 2020A LOAN DS	4,050,688.43	
1557	CVWR- 2021A BNK OF UT BOND	2,178,382.54	
1558	CVWRF - 2021 BOND	12,442,441.62	
1559	CVWRF 2024 BOND	3,561,876.78	
	TOTAL CVWR FACILITY PROJECT		55,458,341.92
	FIXED & LONG TERM ASSETS - AT COST		
1610	SEWER MAINS-SUBDIVISIONS	15,107,169.12	
1620	SEWER SYSTEMS	21,023,128.63	
1625	CONST. IN PROGRESS	298,146.27	
1640	OFFICE & GARAGE IMPROVEMENT	4,059,637.24	
1650	FURNITURE & FIXTURES	213,929.07	
1660	VEHICLES & TRUCKS	4,632,038.94	
1670	TOOLS, EQUIPMENT & COMPUTERS	636,224.26	
1695	LESS ACCUMULATED DEPR	(29,824,050.24)	
1700	LAND	449,836.48	
1950	DEFERRED PENSION OUTFLOW	913,526.00	
	TOTAL FIXED & LONG TERM ASSETS - AT COST		17,509,585.77
	TOTAL ASSETS		99,884,739.48

MT. OLYMPUS IMPROVEMENT DISTRICT
STATEMENT OF NET POSITION
AS OF OCTOBER 31, 2026
(UNAUDITED)

	LIABILITIES AND EQUITIES		
	CURRENT LIABILITIES		
2050	ESCHEATMENTS PAYABLE	3,114.56	
2062	MANHOLE DEPOSITS	37,836.00	
2090	UNEARNED SEWER FEES	995,666.07	
	TOTAL CURRENT LIABILITIES		1,036,616.63
	LONG TERM LIABILITIES		
2140	ACCRUED SICK LEAVE	543,822.39	
2150	ACCRUED VACATION LEAVE	203,631.64	
2170	NET PENSION LIABILITY	552,879.00	
2250	DEFERRED PENSION INFLOW	2,714.00	
	TOTAL LONG TERM LIABILITIES		1,303,047.03
	EQUITIES		
	CONTRIBUTIONS		
2410	COUNTY PROPERTY TAXES	23,785,528.69	
2411	DELINQUENT TAX COLLECTIONS	425,130.32	
2412	FEE IN LIEU G. O.	742,917.60	
2413	TAXES GO BONDS JUDGEMENT	13,578.41	
2414	FEE IN LIEU GO BOND JUDGEMNT	2,094.28	
2420	OTHER CONTRIBUTIONS	16,486,547.58	
2440	CAPACITY FEES	17,535,726.30	
	TOTAL CONTRIBUTIONS		58,991,523.18
	RETAINED EARNINGS		
2500	RETAINED EARNINGS	30,254,799.43	
	REVENUE OVER EXPENDITURES - YTD	8,298,753.21	
	TOTAL RETAINED EARNINGS		38,553,552.64
	TOTAL LIABILITIES & EQUITIES		99,884,739.48

MT. OLYMPUS IMPROVEMENT DISTRICT
STATEMENT OF REVENUES, EXPENSES & CHANGES IN NET POSITION WITH BUDGET COMPARISON
FOR THE 10 MONTHS ENDING OCTOBER 31, 2026

	CURRENT PERIOD ACTUAL	YTD ACTUAL	YEAR BUDGET	BDGT PCNT	BUDGET REMAINING	ACCOUNT NO
OPERATING REVENUE						
SEWER FEES	1,762,080.30	17,480,423.14	21,020,400.00	83.2	3,539,976.86	3020
ENGINEERING FEES	3,927.00	15,305.00	15,000.00	102.0	(305.00)	3025
SEWER AVAILABILITY LETTER	.00	.00	.00	.0	.00	3030
PLAN REVIEW FEE-RESIDENTIAL	900.00	4,500.00	10,000.00	45.0	5,500.00	3031
PLAN REVIEW FEE-COMMERCIAL	500.00	4,150.00	18,000.00	23.1	13,850.00	3032
TAXES M & 0	11,662.14	196,570.00	3,083,190.00	6.4	2,886,620.00	3035
DELINQUENT TAX COLLECTIONS	1,558.46	63,544.57	62,368.00	101.9	(1,176.57)	3036
FEE IN LIEU M & O	8,598.12	76,980.85	106,656.00	72.2	29,675.15	3037
RDA TAXES	.00	.00	57,440.00	.0	57,440.00	3038
INSPECTION FEES	1,500.00	19,950.00	19,500.00	102.3	(450.00)	3040
NOSE ON FEES	1,750.00	13,500.00	9,000.00	150.0	(4,500.00)	3060
INTEREST AND ADMIN FEES	9,302.26	152,935.36	128,000.00	119.5	(24,935.36)	3070
REFUND REQUEST FEE	.00	600.00	1,320.00	45.5	720.00	3080
MISCELLANEOUS INCOME	960.80	6,121.35	3,500.00	174.9	(2,621.35)	3090
TOTAL OPERATING REVENUE	1,802,739.08	18,034,580.27	24,534,374.00	73.5	6,499,793.73	
OPERATING EXPENSES						
SEWER LINES	413,319.69	1,863,022.68	3,351,544.00	55.6	1,488,521.32	
INFORMATION TECHNOLOGY EXPENSES	16,330.18	208,277.50	286,942.00	72.6	78,664.50	
CVWR FACILITY EXPENSES	499,725.65	5,281,366.44	8,204,768.00	64.4	2,923,401.56	
ADMINISTRATIVE	138,626.02	1,473,695.47	2,417,192.00	61.0	943,496.53	
ENGINEERING AND INSPECTION	65,144.50	703,448.30	982,660.00	71.6	279,211.70	
OTHER OPER REVENUE DEDUCTION						
DEPRECIATION	79,634.73	796,347.30	.00	.0	(796,347.30)	
TOTAL OTHER OPERATING EXPENSE	1,212,780.77	10,326,157.69	15,243,106.00	67.7	4,916,948.31	
NON-OPERATING INCOME						
INTEREST INCOME	93,241.98	590,330.63	750,000.00	78.7	159,669.37	
GAIN (LOSS) SALE FIXED ASSETS	.00	.00	.00	.0	.00	
GAIN ON PUR OF DISTRICT BONDS	.00	.00	.00	.0	.00	
MISCELLANEOUS INCOME	.00	.00	.00	.0	.00	
TOTAL NON-OPERATING INCOME	93,241.98	590,330.63	750,000.00	78.7	159,669.37	
NON-OPERATING EXPENSE						
INTEREST EXPENSE	.00	.00	2,873,209.00	.0	2,873,209.00	
TRUST AND PAYING AGENT FEES	.00	.00	2,751.00	.0	2,751.00	
ACTUARIAL & BENEFIT PENSION EXPENSE	.00	.00	.00	.0	.00	
TOTAL NON-OPERATING EXPENSE	.00	.00	2,875,960.00	.0	2,875,960.00	
NET (GAIN) LOSS	(683,200.29)	(8,298,753.21)	(7,165,308.00)	(115.8)	1,133,445.21	

MT. OLYMPUS IMPROVEMENT DISTRICT
STATEMENT OF REVENUES, EXPENSES & CHANGES IN NET POSITION WITH BUDGET COMPARISON
FOR THE 10 MONTHS ENDING OCTOBER 31, 2026

	CURRENT PERIOD ACTUAL	YTD ACTUAL	YEAR BUDGET	BDGT PCNT	BUDGET REMAINING	ACCOUNT NO
SEWER LINES						
SALARIES AND WAGES	86,021.52	851,755.21	1,198,012.00	71.1	346,256.79	4010
TEMP HELP / URS PURCH	.00	.00	.00	.0	.00	4011
EMPLOYEE BENEFITS	50,042.44	481,567.48	730,924.00	65.9	249,356.52	4020
SUBSCRIPTIONS & TRAINING	173.00	11,522.47	15,371.00	75.0	3,848.53	4030
PHONE & INTERNET	649.94	6,247.62	9,602.00	65.1	3,354.38	4035
COMPACTORS	.00	.00	100.00	.0	100.00	4040
FORK LIFT	.00	64.17	150.00	42.8	85.83	4045
AIR COMPRESSORS	.00	.00	100.00	.0	100.00	4048
6 INCH TRASH PUMP	.00	.00	100.00	.0	100.00	4050
SMALL PUMPS & SAW	.00	54.32	300.00	18.1	245.68	4055
WELDERS	.00	285.90	100.00	285.9	(185.90)	4075
TOOLS	.00	1,044.21	2,100.00	49.7	1,055.79	4080
LINES REPAIRS & MAINTENANCE	262,148.42	343,384.27	1,000,000.00	34.3	656,615.73	4085
INSURANCE	.00	17,387.61	24,103.00	72.1	6,715.39	4090
SUPPLIES	.00	5,200.20	5,480.00	94.9	279.80	4110
COMPUTER/SOFTWARE -CLOSED	.00	.00	.00	.0	.00	4115
SAFETY EQUIPMENT	2,125.88	5,952.38	9,910.00	60.1	3,957.62	4120
HEAT	38.16	2,373.83	7,008.00	33.9	4,634.17	4129
ELECTRICITY	1,010.32	8,909.39	11,340.00	78.6	2,430.61	4130
WATER	1,815.38	6,423.87	8,026.00	80.0	1,602.13	4131
UNIFORMS	2,323.35	13,528.40	18,950.00	71.4	5,421.60	4140
NOT USED	.00	.00	.00	.0	.00	4145
WARNING SIGNS	.00	84.36	1,000.00	8.4	915.64	4150
TRAILERS	.00	.00	250.00	.0	250.00	4151
CASE 580D TRACTOR	.00	205.78	800.00	25.7	594.22	4152
2021 FORD F150 CREWCAB 4X4	150.34	3,958.73	6,429.00	61.6	2,470.27	4153
CLOSED ACCOUNT	.00	.00	.00	.0	.00	4154
2025 FORD F150XLT	86.39	3,039.90	5,822.00	52.2	2,782.10	4155
2021 FORD F250 4X4 PICKUP	124.38	2,988.47	7,216.00	41.4	4,227.53	4156
2025 PJ DUMP TRAILER/SKID STER	.00	961.15	.00	.0	(961.15)	4157
1999 INT 4900 DUMP TRUCK	40.00	3,894.61	3,788.00	102.8	(106.61)	4158
2021 FORD F350 W/PLOW & DUMP	167.80	2,632.60	7,497.00	35.1	4,864.40	4159
2006 PERMA LINER TRAILER	.00	805.30	1,422.00	56.6	616.70	4160
2014 FORD F450 BOX TV VAN	535.54	4,963.17	14,643.00	33.9	9,679.83	4161
2024 MACK VACCON	938.89	15,542.85	20,757.00	74.9	5,214.15	4162
1979 GMC RODDER	.00	1,389.16	830.00	167.4	(559.16)	4163
2017 FREIGHTLINER JET TRUCK	825.52	9,939.75	18,653.00	53.3	8,713.25	4164
2014 FORD F350 BOXVAN / TV	399.98	4,987.31	16,406.00	30.4	11,418.69	4165
2024 WESTERNSTAR WATER TANKER	579.55	14,664.41	19,167.00	76.5	4,502.59	4166
2001 INT 4700 FLATBED W/CRANE	40.00	2,951.13	4,472.00	66.0	1,520.87	4167
2020 WESTERN STAR RECYCLER	1,968.87	15,378.12	27,028.00	56.9	11,649.88	4168
2015 FREIGHTLINER/VAC CON	996.17	13,266.40	18,512.00	71.7	5,245.60	4169
EMERGENCY	117.85	5,668.15	101,800.00	5.6	96,131.85	4170
CONTINGENCY FUND	.00	.00	33,376.00	.0	33,376.00	4194
TOTAL SEWER LINES EXPENSE	413,319.69	1,863,022.68	3,351,544.00	55.6	1,488,521.32	

MT. OLYMPUS IMPROVEMENT DISTRICT
STATEMENT OF REVENUES, EXPENSES & CHANGES IN NET POSITION WITH BUDGET COMPARISON
FOR THE 10 MONTHS ENDING OCTOBER 31, 2026

	CURRENT PERIOD ACTUAL	YTD ACTUAL	YEAR BUDGET	BDGT PCNT	BUDGET REMAINING	ACCOUNT NO
INFORMATION TECHNOLOGY EXPENSES						
SALARIES & WAGES	10,518.40	109,325.82	148,686.00	73.5	39,360.18	4210
EMPLOYEE BENEFITS	4,666.22	59,397.82	70,898.00	83.8	11,500.18	4220
SUBSCRIPTION & TRAINING	185.89	5,851.26	8,448.00	69.3	2,596.74	4230
TOOLS	.00	.00	200.00	.0	200.00	4231
PHONE & INTERNET	258.10	2,388.13	4,360.00	54.8	1,971.87	4235
UNIFORMS	.00	.00	160.00	.0	160.00	4240
INSURANCE	.00	2,389.56	2,639.00	90.6	249.44	4245
SOFTWARE & LICENSING	.00	27,383.35	30,936.00	88.5	3,552.65	4250
PARTS & EQUIPMENT	701.57	1,541.56	17,774.00	8.7	16,232.44	4266
SUPPLIES	.00	.00	.00	.0	.00	4270
CONTINGENCY FUND	.00	.00	2,841.00	.0	2,841.00	4298
TOTAL INFORMATION TECHNOLOGY EXPENSE	16,330.18	208,277.50	286,942.00	72.6	78,664.50	

MT. OLYMPUS IMPROVEMENT DISTRICT
STATEMENT OF REVENUES, EXPENSES & CHANGES IN NET POSITION WITH BUDGET COMPARISON
FOR THE 10 MONTHS ENDING OCTOBER 31, 2026

	CURRENT PERIOD ACTUAL	YTD ACTUAL	YEAR BUDGET	BDGT PCNT	BUDGET REMAINING	ACCOUNT NO
CVWR FACILITY EXPENSES						
CVWR TREATMENT CONTRACT	464,287.02	4,908,445.36	7,394,588.00	66.4	2,486,142.64	4320
CVWR ADMINISTRATION	.00	.00	.00	.0	.00	4325
CVWR PRETREATMENT	6,575.40	121,370.38	182,465.00	66.5	61,094.62	4330
CVWR LABORATORY	28,863.23	251,550.70	373,604.00	67.3	122,053.30	4335
CVWR INTERCEPTOR MONITORING	.00	.00	.00	.0	.00	4340
CVWR ENGINEERING/SAFETY	.00	.00	.00	.0	.00	4345
CVWR CONTINGENCY	.00	.00	254,111.00	.0	254,111.00	4398
TOTAL CVWR FACILITY EXPENSE	499,725.65	5,281,366.44	8,204,768.00	64.4	2,923,401.56	

MT. OLYMPUS IMPROVEMENT DISTRICT
STATEMENT OF REVENUES, EXPENSES & CHANGES IN NET POSITION WITH BUDGET COMPARISON
FOR THE 10 MONTHS ENDING OCTOBER 31, 2026

	CURRENT PERIOD ACTUAL	YTD ACTUAL	YEAR BUDGET	BDGT PCNT	BUDGET REMAINING	ACCOUNT NO
ADMINISTRATIVE EXPENSES						
SALARIES AND WAGES	59,963.72	641,447.42	792,539.00	80.9	151,091.58	4410
EMPLOYEE BENEFITS	24,894.20	304,346.26	483,646.00	62.9	179,299.74	4420
LEGAL FEES	4,775.00	29,046.63	59,000.00	49.2	29,953.37	4425
DISTRICT TRUSTEE FEES	.00	11,250.00	15,000.00	75.0	3,750.00	4426
ADDL BOARD MEETING PER DIEM	.00	.00	3,540.00	.0	3,540.00	4427
SUBSCRIPTION & TRAINING	3,371.01	50,642.74	73,958.00	68.5	23,315.26	4430
PHONE & INTERNET	486.36	7,590.79	13,408.00	56.6	5,817.21	4435
INSURANCE	.00	19,297.26	21,244.00	90.8	1,946.74	4450
EQUIPMENT EXPENSE	.00	2,757.13	3,700.00	74.5	942.87	4460
AUTO EXPENSE REIMBURSEMENT	1,550.00	15,500.00	18,700.00	82.9	3,200.00	4470
BUILDING MAINTENANCE	2,573.00	21,437.61	29,410.00	72.9	7,972.39	4485
GROUNDS MAINTENANCE	1,694.35	18,324.02	24,000.00	76.4	5,675.98	4486
EMERGENCY GENERATOR	.00	1,587.00	1,818.00	87.3	231.00	4487
HEALTH & FIRST AID SUPPLIES	.00	.00	.00	.0	.00	4501
OFFICE SUPPLIES	615.39	8,144.06	11,052.00	73.7	2,907.94	4502
POSTAGE	6,258.49	69,067.89	95,734.00	72.2	26,666.11	4503
ADVERTISING	.00	1,262.00	3,750.00	33.7	2,488.00	4506
BAD DEBT EXPENSE	.00	.00	3,500.00	.0	3,500.00	4510
ELECTION EXPENSE	.00	.00	.00	.0	.00	4512
RDA TAXES	.00	.00	57,300.00	.0	57,300.00	4515
OTHER EXPENSE	40.00	400.00	20,000.00	2.0	19,600.00	4520
STORM WATER	12.00	108.00	211.00	51.2	103.00	4528
HEAT	38.15	2,373.77	7,710.00	30.8	5,336.23	4529
ELECTRICITY	919.49	8,048.98	10,421.00	77.2	2,372.02	4530
WATER	1,815.37	6,265.88	9,474.00	66.1	3,208.12	4531
CLOSED VEH ACCT	.00	.00	.00	.0	.00	4555
CLOSED VEH ACCT	.00	.00	.00	.0	.00	4556
CLOSED VEH ACCT	.00	.00	.00	.0	.00	4557
BANK CHARGES	27,298.45	211,065.55	240,600.00	87.7	29,534.45	4560
ACCOUNTING & AUDITING	.00	12,000.00	13,000.00	92.3	1,000.00	4565
DATA PROCESSING	2,114.00	26,509.56	26,129.00	101.5	(380.56)	4567
PROFESSIONAL SERVICES	.00	2,209.45	341,400.00	.7	339,190.55	4582
WATER REUSE DEMONSTRATION PROJ	.00	.00	.00	.0	.00	4585
MISCELLANEOUS	207.04	3,013.47	13,290.00	22.7	10,276.53	4590
CONTINGENCY FUND	.00	.00	23,658.00	.0	23,658.00	4594
TOTAL ADMINISTRATIVE EXPENSE	138,626.02	1,473,695.47	2,417,192.00	61.0	943,496.53	

MT. OLYMPUS IMPROVEMENT DISTRICT
STATEMENT OF REVENUES, EXPENSES & CHANGES IN NET POSITION WITH BUDGET COMPARISON
FOR THE 10 MONTHS ENDING OCTOBER 31, 2026

	CURRENT PERIOD ACTUAL	YTD ACTUAL	YEAR BUDGET	BDGT PCNT	BUDGET REMAINING	ACCOUNT NO
ENGINEERING & INSPECTION EXPENSES						
SALARIES AND WAGES	42,111.62	407,714.49	576,318.00	70.7	168,603.51	4610
EMPLOYEE BENEFITS	19,776.98	214,696.86	293,983.00	73.0	79,286.14	4620
SUBSCRIPTION & TRAINING	75.99	6,665.54	12,116.00	55.0	5,450.46	4630
PHONE & INTERNET	848.05	8,879.21	14,593.00	60.9	5,713.79	4635
UNIFORMS	79.32	1,136.92	2,468.00	46.1	1,331.08	4640
SUPPLIES	.00	333.14	2,625.00	12.7	2,291.86	4645
INSURANCE	.00	6,420.21	7,034.00	91.3	613.79	4650
2019 FORD F150	119.03	2,800.20	6,854.00	40.9	4,053.80	4654
2021 FORD F150 XLT	150.21	5,180.40	5,083.00	101.9	(97.40)	4655
2021 FORD F150 CREWCAB XLT	182.85	3,601.61	5,047.00	71.4	1,445.39	4656
2021 FORD F150 CREWCAB > 4154	.00	40.00	.00	.0	(40.00)	4657
2018 FORD F150 CREWCAB XLT	345.45	18,503.96	5,825.00	317.7	(12,678.96)	4658
2018 FORD F150 CREWCAB- SOLD	.00	.00	.00	.0	.00	4659
NOSE ON EXPENSE	.00	6,964.26	8,040.00	86.6	1,075.74	4660
AUTO EXPENSE REIMBURSEMENT	.00	.00	.00	.0	.00	4670
BLUE STAKES	1,455.00	17,872.50	23,690.00	75.4	5,817.50	4680
GPS EXPENSES	.00	2,639.00	9,255.00	28.5	6,616.00	4690
CONTINGENCY FUND	.00	.00	9,729.00	.0	9,729.00	4698
TOTAL ENGINEERING & INSPECTION EXPENSE	65,144.50	703,448.30	982,660.00	71.6	279,211.70	

Mt Olympus Improvement District
Financial Summary

Period Ending October 2026

- Cash & Reserves: $25.3 million
  - A decrease of $241k in October compared to September
- Current Assets decreased by $235k
  - Due to a decrease in cash and receivables

  Current Liabilities decreased by $489k
  - Unearned sewer fees (billing for two months) billed in October
- Operational Revenues are at 73.5% of the Budget. The cash basis target is 83% for the year
  - Tax Revenues: 10%
  - Sewer Revenue Fees: 83.2%
  - Engineering Revenue Fees: 102%
  - Plan Review Fees: 31%
  - Inspection Fees: 102.3%
  - Nose on Fees: 150.0%
  - Late Fee Interest and Certification Fee Revenue: 119.5%
  - Refund Request Fees: 45.5%
  - Misc. Revenues: 174.9%
- Operational expenses are at 67.7% of the Budget. The cash basis target is 83% for the year
  - Lines Department: 55.6%
  - IT Dept: 72.6%
  - CVWRF: 64.4%
  - Admin Dept: 61.0%
  - Eng. Dept: 71.6%
- O&M Revenues exceeded Expenses by $8.3m for the year

Reserve Name	Current Balance	Reserve Policy	(Under) / Over Funded	%
Operating Reserve (365 days)	$ 11,180,127.81	$ 14,252,134	$ (3,072,006)	78.4%
Capacity Fee Reserve	$ 326,102.77	$ 326,103	$ -	100.0%
MOID Capital Reserve (3yr)	$ 9,650,392.52	$ 20,077,365	$ (10,426,972)	48.1%
CVWRF Capital Reserve (1yr)	$ 4,214,547.56	$ 4,800,070	$ (585,522)	87.8%
Self-Funded Insurance Reserve	$ -	$ -	$ -	0.0%
Totals	$ 25,371,170.66	$ 39,455,672	$ (14,084,501.11)	64.3%

2025 Revenues & Expenses (O&M Only)

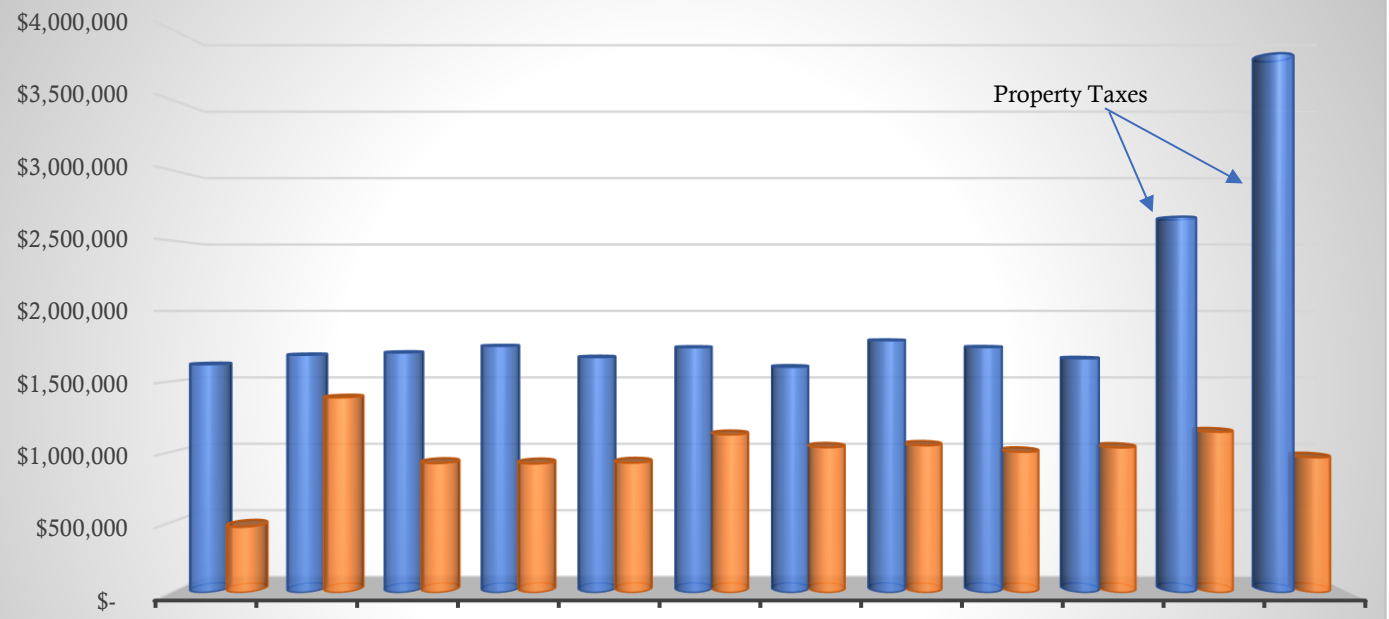

	Jan	Feb	Mar	Apr	May	Jun	Jul	Aug	Sept	Oct	Nov	Dec
2025 Rev	$1,620,37	$1,687,67	$1,704,19	$1,751,29	$1,671,41	$1,741,40	$1,602,35	$1,791,19	$1,742,99	$1,662,91	$2,668,83	$3,828,26
2025 Exp	$466,439	$1,385,19	$918,843	$916,073	$921,923	$1,122,45	$1,031,26	$1,045,50	$998,926	$1,029,87	$1,141,38	$959,589

2025 Rev 2025 Exp

2026 Revenues & Expenses (O&M Only)

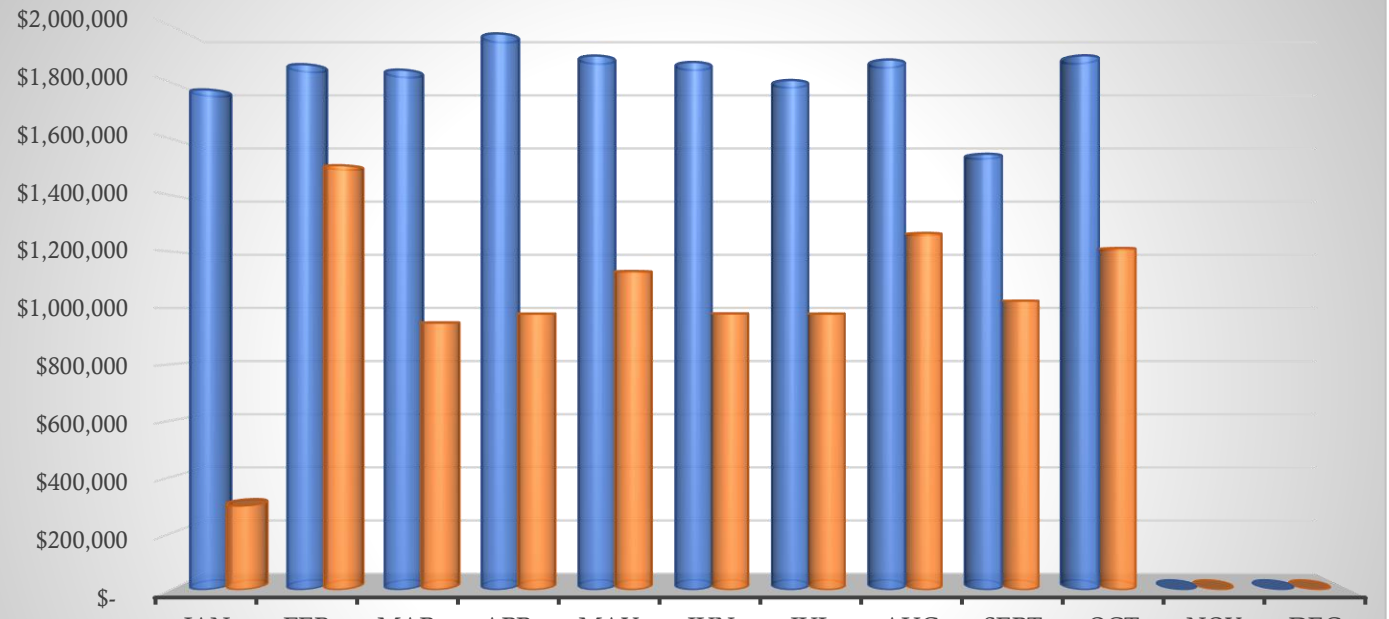

	Jan	Feb	Mar	Apr	May	Jun	Jul	Aug	Sept	Oct	Nov	Dec
2026 Rev	$1,775,21	$1,864,82	$1,845,40	$1,973,73	$1,895,29	$1,872,52	$1,808,42	$1,881,17	$1,546,75	$1,895,98	$-	$-
2026 Exp	$298,354	$1,506,32	$947,366	$979,409	$1,131,03	$980,204	$979,541	$1,266,10	$1,025,64	$1,212,78	$-	$-

2026 Rev 2026 Exp

Prior Yr's vs Current Yr Revenues

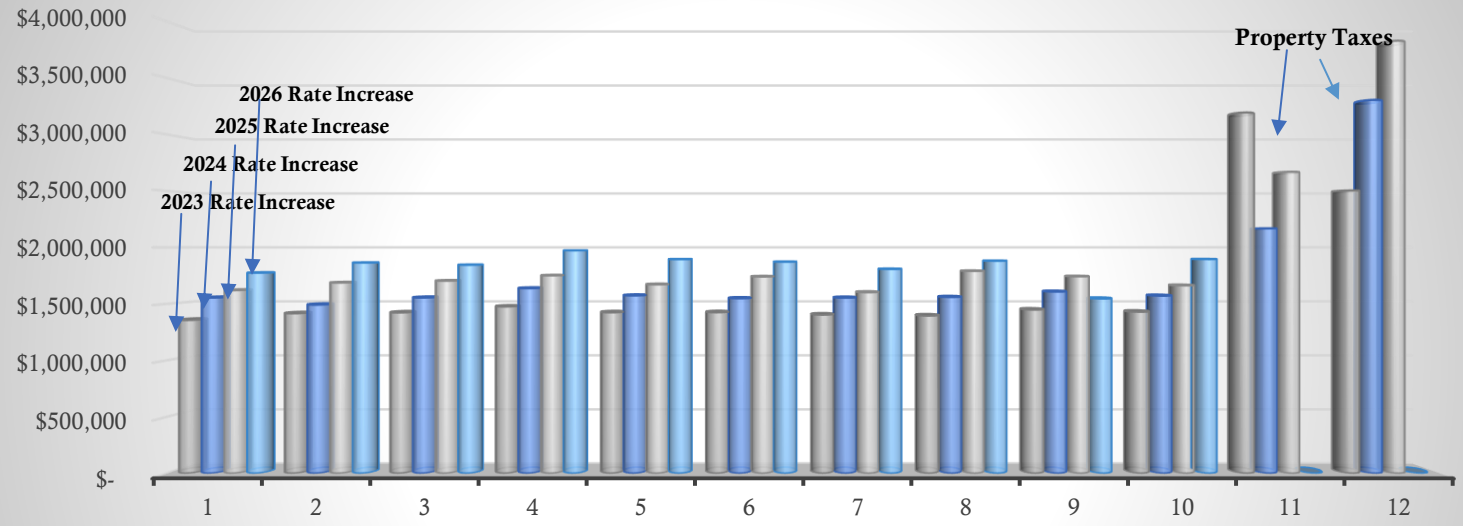

	1	2	3	4	5	6	7	8	9	10	11	12
2023 Rev	$1,356,70	$1,415,81	$1,423,16	$1,476,41	$1,424,38	$1,425,23	$1,404,18	$1,395,76	$1,448,93	$1,430,18	$3,192,94	$2,503,50
2024 Rev	$1,554,67	$1,492,29	$1,555,02	$1,637,95	$1,574,02	$1,548,90	$1,553,93	$1,560,47	$1,608,31	$1,571,99	$2,168,73	$3,304,73
2025 Rev	$1,620,37	$1,687,67	$1,704,19	$1,751,29	$1,671,41	$1,741,40	$1,602,35	$1,791,19	$1,742,99	$1,662,91	$2,668,83	$3,828,26
2026 Rev	$1,775,21	$1,864,82	$1,845,40	$1,973,73	$1,895,29	$1,872,52	$1,808,42	$1,881,17	$1,546,75	$1,895,98	$-	$-

2023 Rev 2024 Rev 2025 Rev 2026 Rev

Prior Yr's vs Current Yr Expenses (O&M Only)

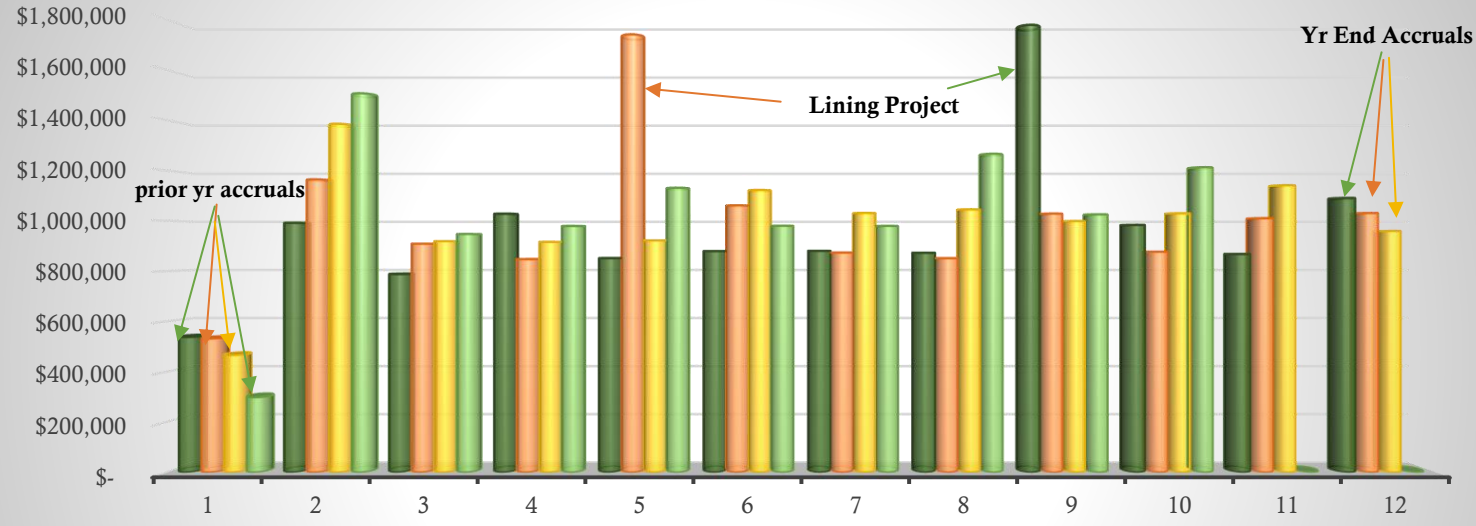

	1	2	3	4	5	6	7	8	9	10	11	12
2023 Exp	$537,661	$992,022	$787,543	$1,028,47	$850,930	$878,991	$880,044	$872,243	$1,778,25	$983,609	$867,312	$1,090,78
2024 Exp	$531,453	$1,164,30	$908,789	$846,803	$1,740,56	$1,061,52	$873,052	$850,491	$1,028,63	$876,735	$1,010,15	$1,030,85
2025 Exp	$466,439	$1,385,19	$918,843	$916,073	$921,923	$1,122,45	$1,031,26	$1,045,50	$998,926	$1,029,87	$1,141,38	$959,589
2026 Exp	$298,354	$1,506,32	$947,366	$979,409	$1,131,03	$980,204	$979,541	$1,266,10	$1,025,64	$1,212,78	$-	$-

2023 Exp 2024 Exp 2025 Exp 2026 Exp

District Capital - 5 Year History

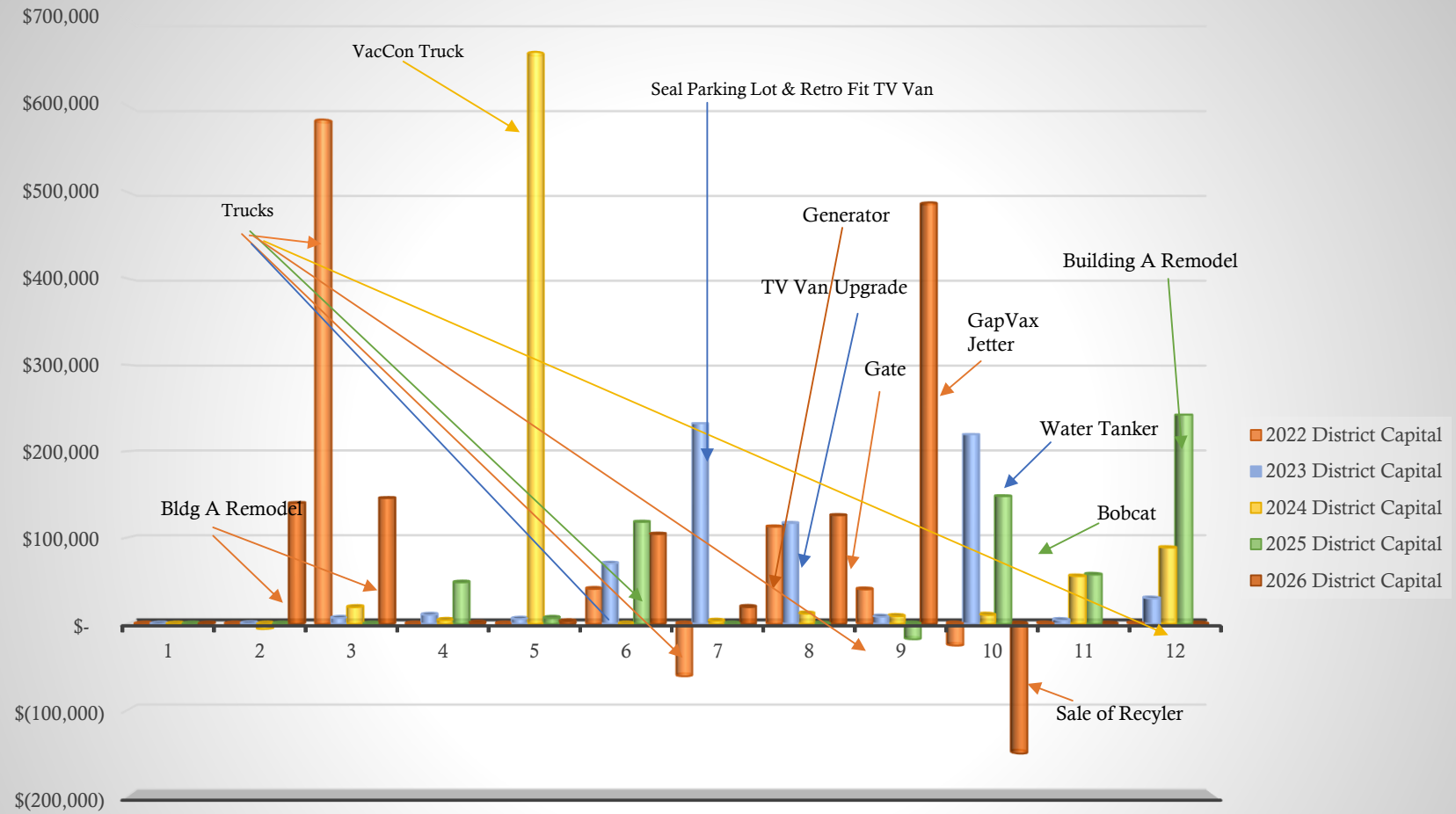

	1	2	3	4	5	6	7	8	9	10	11	12
2022 District Capital	$-	$-	$583,522	$-	$-	$40,587	$(60,468)	$112,620	$39,996	$(25,000)	$-	$-
2023 District Capital	$-	$518	$6,871	$10,439	$5,815	$70,213	$232,374	$116,755	$8,276	$219,665	$4,257	$29,455
2024 District Capital	$-	$(5,823)	$19,392	$4,403	$661,788	$-	$3,456	$11,879	$8,948	$10,488	$55,234	$88,368
2025 District Capital	$-	$-	$-	$48,065	$6,769	$118,156	$-	$-	$(17,708)	$148,015	$57,156	$242,364
2026 District Capital	$-	$140,020	$145,841	$1,087	$2,868	$104,143	$19,511	$125,894	$487,812	$(150,000	$-	$-

2026 Budget to Actual Revenue

Year to Date

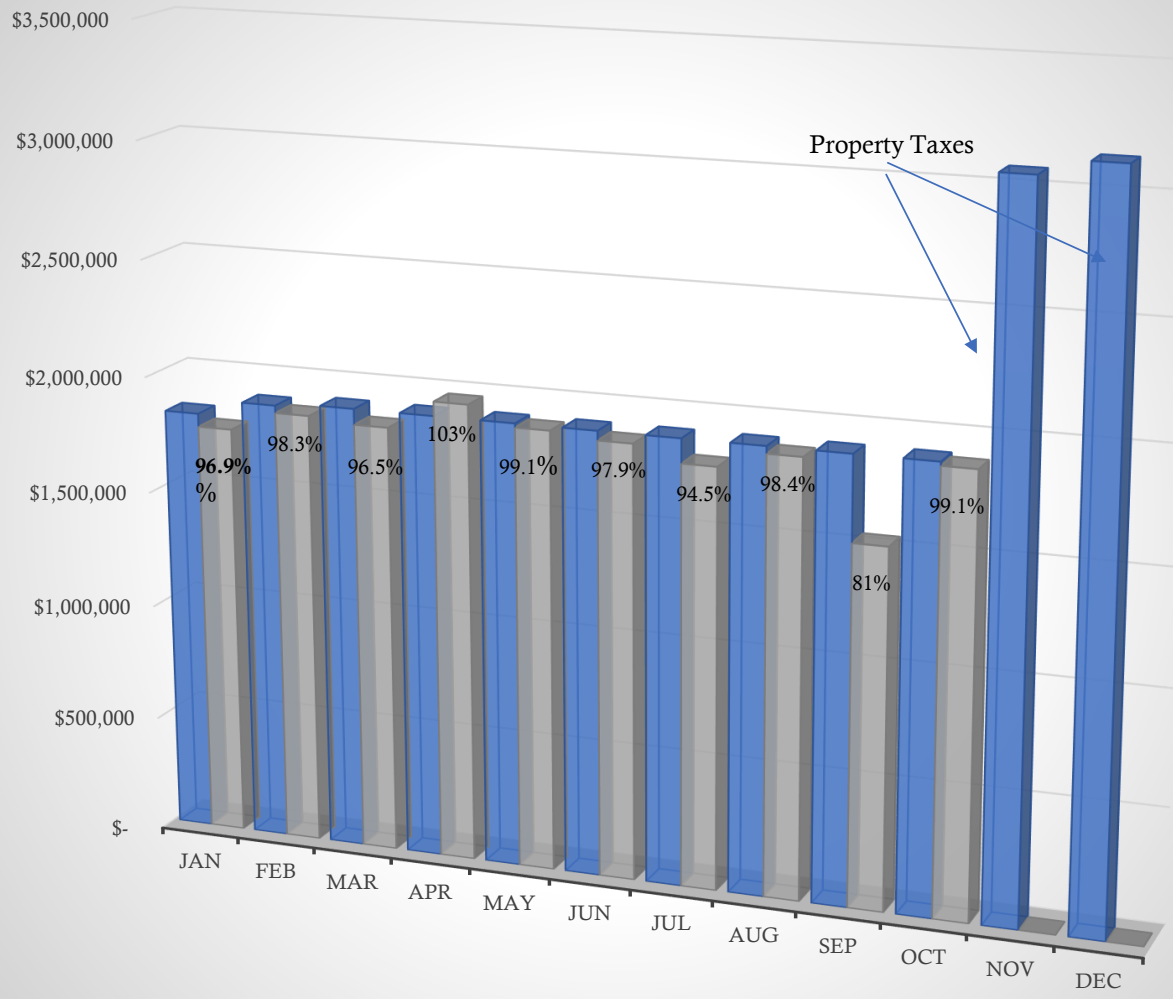

	Jan	Feb	Mar	Apr	May	Jun	Jul	Aug	Sep	Oct	Nov	Dec
Budget	$1,831,11	$1,896,39	$1,912,71	$1,912,71	$1,912,71	$1,912,71	$1,912,71	$1,912,71	$1,912,71	$1,912,71	$3,071,33	$3,136,61
Actual	$1,775,21	$1,864,82	$1,845,40	$1,973,73	$1,895,29	$1,872,52	$1,808,42	$1,881,17	$1,546,75	$1,895,98	$-	$-

Budget Actual

2026 Budget to Actual Expense

Year to Date



	Jan	Feb	Mar	Apr	May	Jun	Jul	Aug	Sep	Oct	Nov	Dec
Budget	$789,229	$1,509,22	$1,509,22	$1,509,22	$1,509,22	$1,509,22	$1,509,22	$1,509,22	$1,509,22	$1,559,22	$2,179,22	$1,509,22
Actual	$298,354	$1,506,32	$947,366	$979,409	$1,131,03	$980,204	$979,541	$1,266,10	$1,025,64	$1,212,78	$-	$-

Budget Actual

Mt. Olympus Improvement District
Wastewater Collection System Master Plan,
Impact Fee Facilities Plan, Impact Fee Analysis,
and Rate Study

		Reviewer 1				Reviewer 2				Reviewer 3				Reviewer 4				Reviewer 5			
Evaluation Category	**Possible Points**	**BCA**	**CWSA**	**HAL**	**WWE**	**BCA**	**CWSA**	**HAL**	**WWE**	**BCA**	**CWSA**	**HAL**	**WWE**	**BCA**	**CWSA**	**HAL**	**WWE**	**BCA**	**CWSA**	**HAL**	**WWE**
Section 1 - Professional Qualifications	15	15	7.5	13.5	13.5	15	12	15	15	15	6	15	15	15	13	15	15	15	12	15	15
Section 2 - Specialized Experience	15	13.5	10.5	10.5	13.5	15	9	10	12	15	7	15	15	15	10	13	15	15	9	12	12
Section 3 - Past Performance on Similar Projects	30	27	3	21	27	27	12	30	21	0	0	0	0	26	15	27	26	24	12	30	21
Section 4 - Local Office	10	10	1	10	10	10	0	10	9	9	0	10	8	10	0	10	9	10	3	10	9
Section 5 - Capacity to Accomplish the Work	10	5	5	5	4	10	5	10	7	10	6	10	8	10	5	6	6	10	6	10	8
Section 6 - Fee	20.00	20.00	12.17	16.14	11.38	20.00	12.17	16.14	11.38	20.00	12.17	16.14	11.38	20.00	12.17	16.14	11.38	20.00	12.17	16.14	11.38
Proposers Fees and Rates		$ 281,100.00	$ 462,000.00	$ 348,315.00	$ 493,940.00	$ 281,100.00	$ 462,000.00	$ 348,315.00	$ 493,940.00	$ 281,100.00	$ 462,000.00	$ 348,315.00	$ 493,940.00	$ 281,100.00	$ 462,000.00	$ 348,315.00	$ 493,940.00	$ 281,100.00	$ 462,000.00	$ 348,315.00	$ 493,940.00
Lowest Fees and Rates	$ 281,100.00																				
Hours		830	1682	1540	2041																
Average Cost / Hour		$ 338.67	$ 274.67	$ 226.18	$ 242.01																
TOTALS:	**100**	**90.50**	**39.17**	**76.14**	**79.38**	**97.00**	**50.17**	**91.14**	**75.38**	**69.00**	**31.17**	**66.14**	**57.38**	**96.00**	**55.17**	**87.14**	**82.38**	**94.00**	**54.17**	**93.14**	**76.38**

Scores:

BCA	89.30
CWSA	45.97
HAL	82.74
WWE	74.18

Difference between Lowest Fee

BCA	$ -
CWSA	$ 180,900.00
HAL	$ 67,215.00
WWE	$ 212,840.00

Scores are based on a rating of 1 - 10. That rating is converted to a score with the following equation for Sections 1 - 5: **(((Score/10)*Possible Points)/Number of Reviewers)**
The fee score is based on the following equation: **(((Lowest Fee/Prospers Fee)*Possible Points)/Number of Reviewers)**

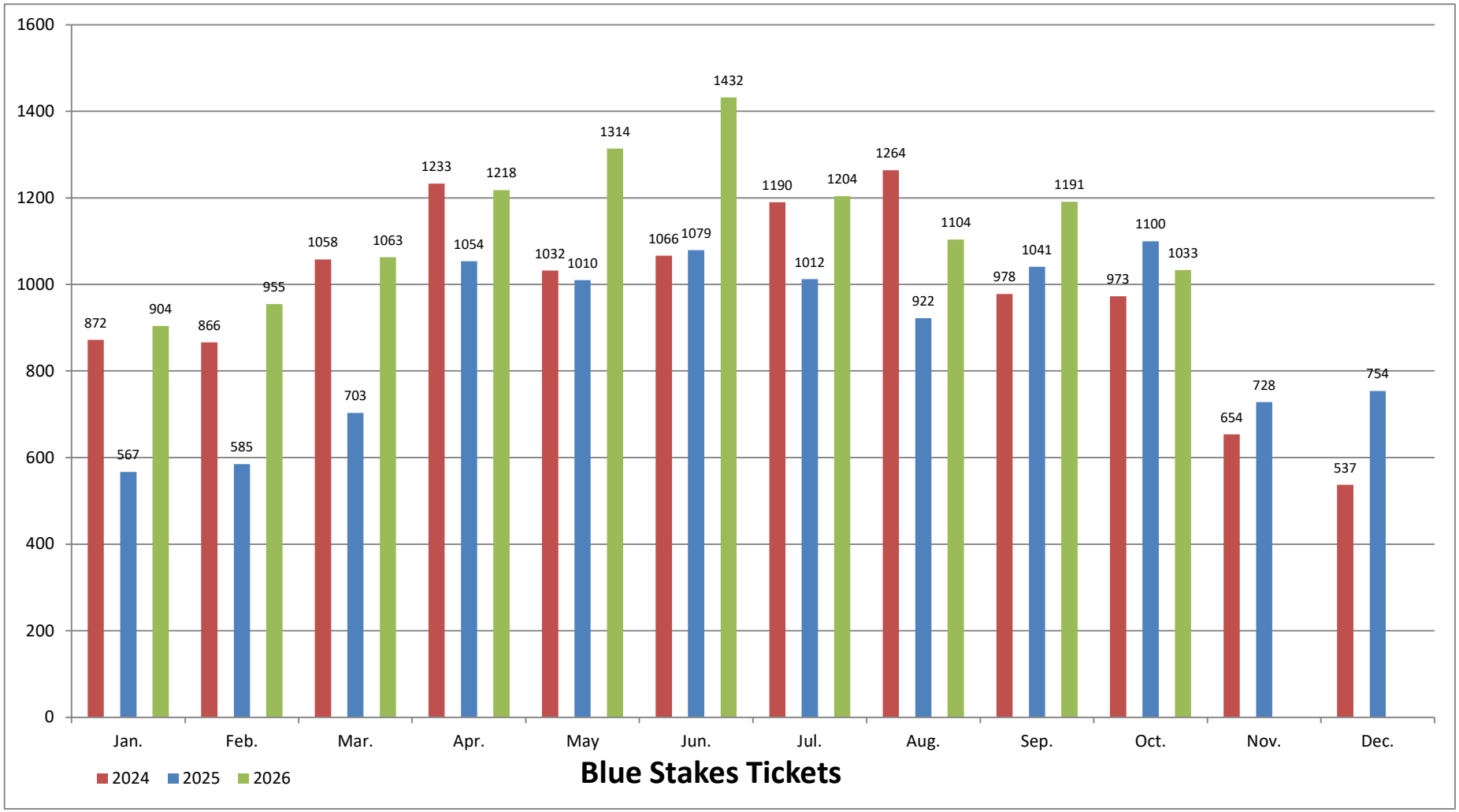
1600
1400
1200
1000
800
600
400
200
0
872
567
904
866
585
955
1058
703
1063
1233
1054
1218
1032
1010
1314
1066
1079
1432
1190
1012
1204
1264
922
1104
978
1041
1191
973
1100
1033
654
728
537
754
Jan.
Feb.
Mar.
Apr.
May
Jun.
Jul.
Aug.
Sep.
Oct.
Nov.
Dec.
2024
2025
2026
Blue Stakes Tickets

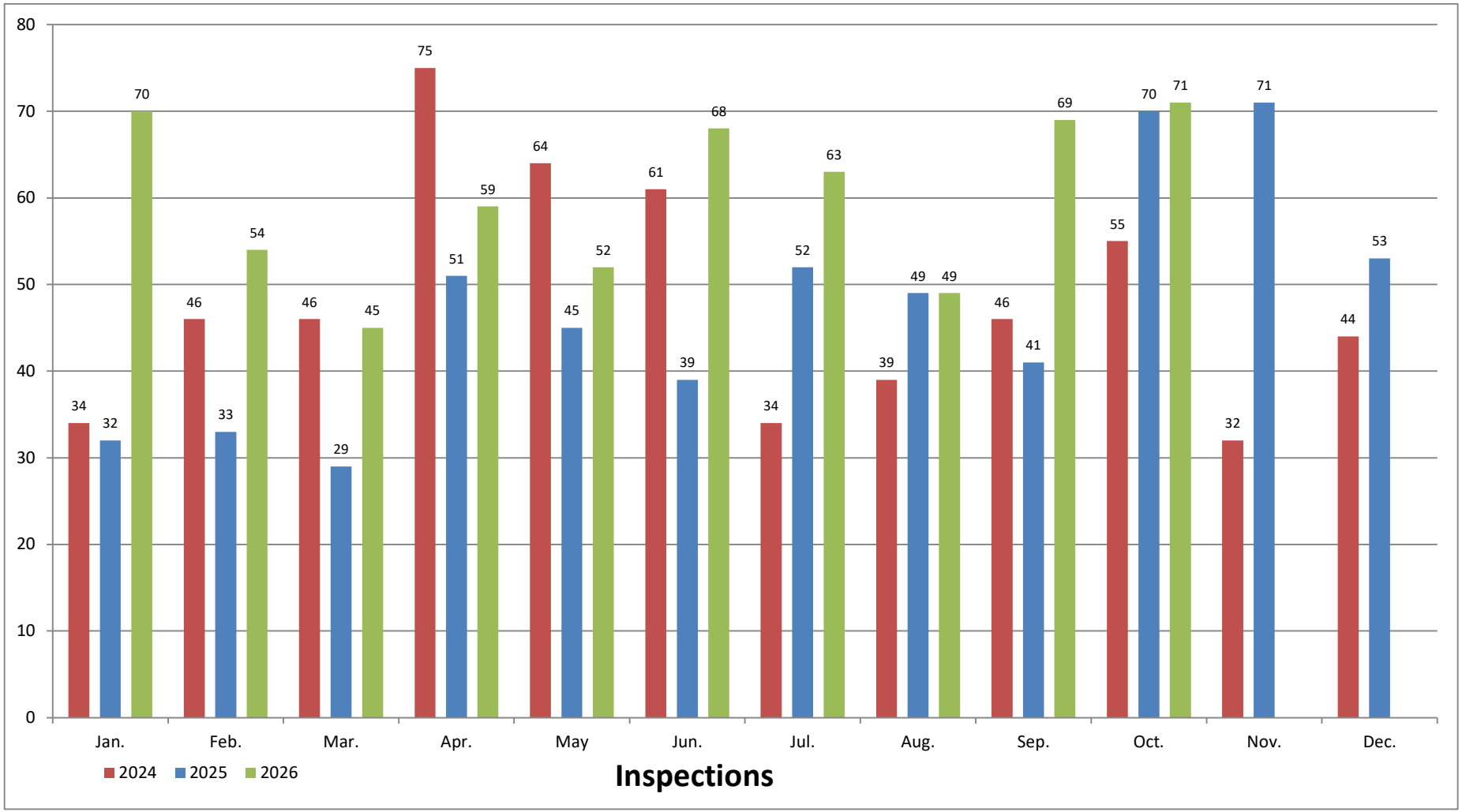
80
70
60
50
40
30
20
10
0
34
32
70
46
33
54
46
29
45
75
51
59
64
45
52
61
39
68
34
52
63
39
49
49
46
41
69
55
70
71
32
71
44
53
Jan.
Feb.
Mar.
Apr.
May
Jun.
Jul.
Aug.
Sep.
Oct.
Nov.
Dec.
2024
2025
2026
Inspections

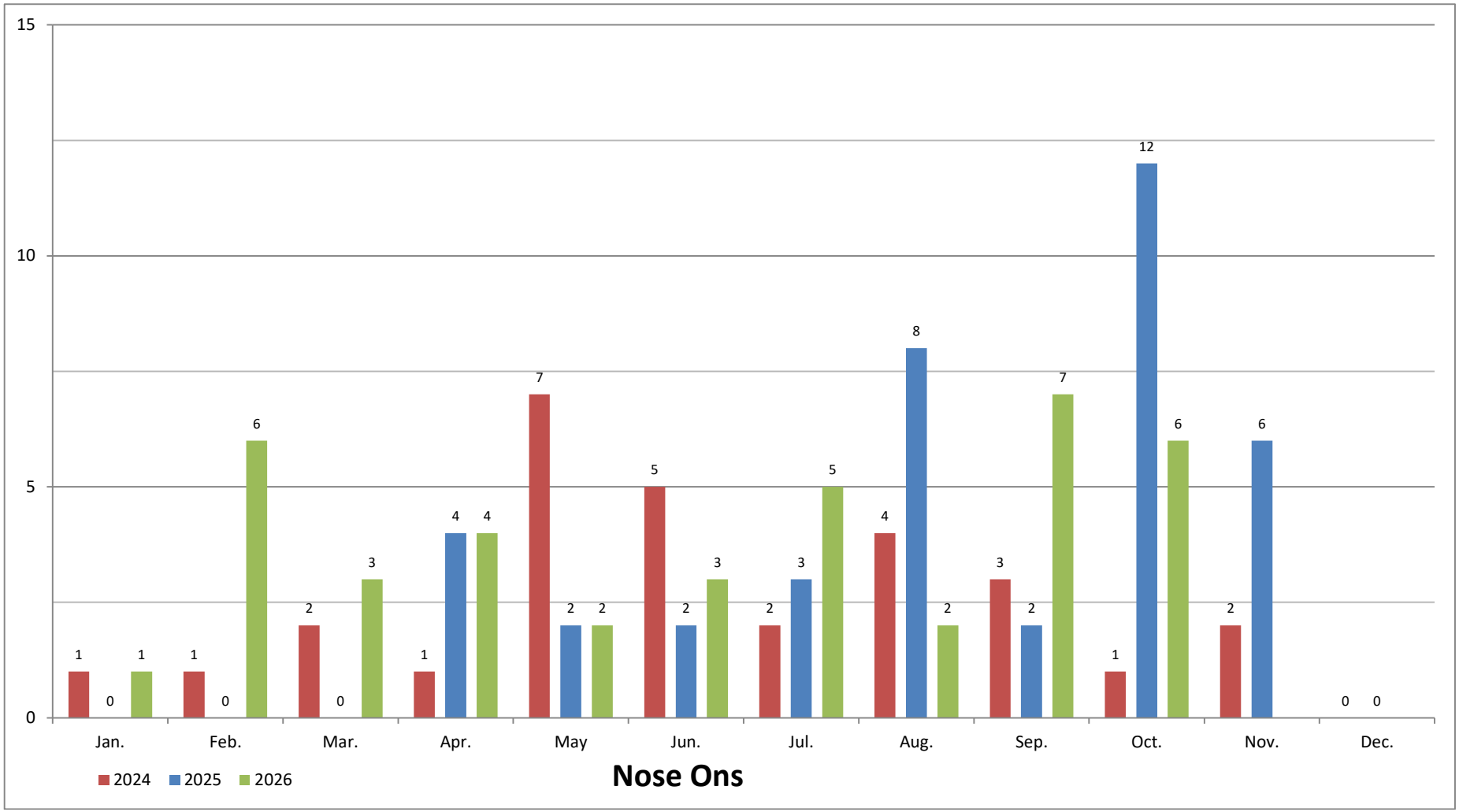
15
10
5
0
Jan.
Feb.
Mar.
Apr.
May
Jun.
Jul.
Aug.
Sep.
Oct.
Nov.
Dec.
2024
2025
2026
Nose Ons

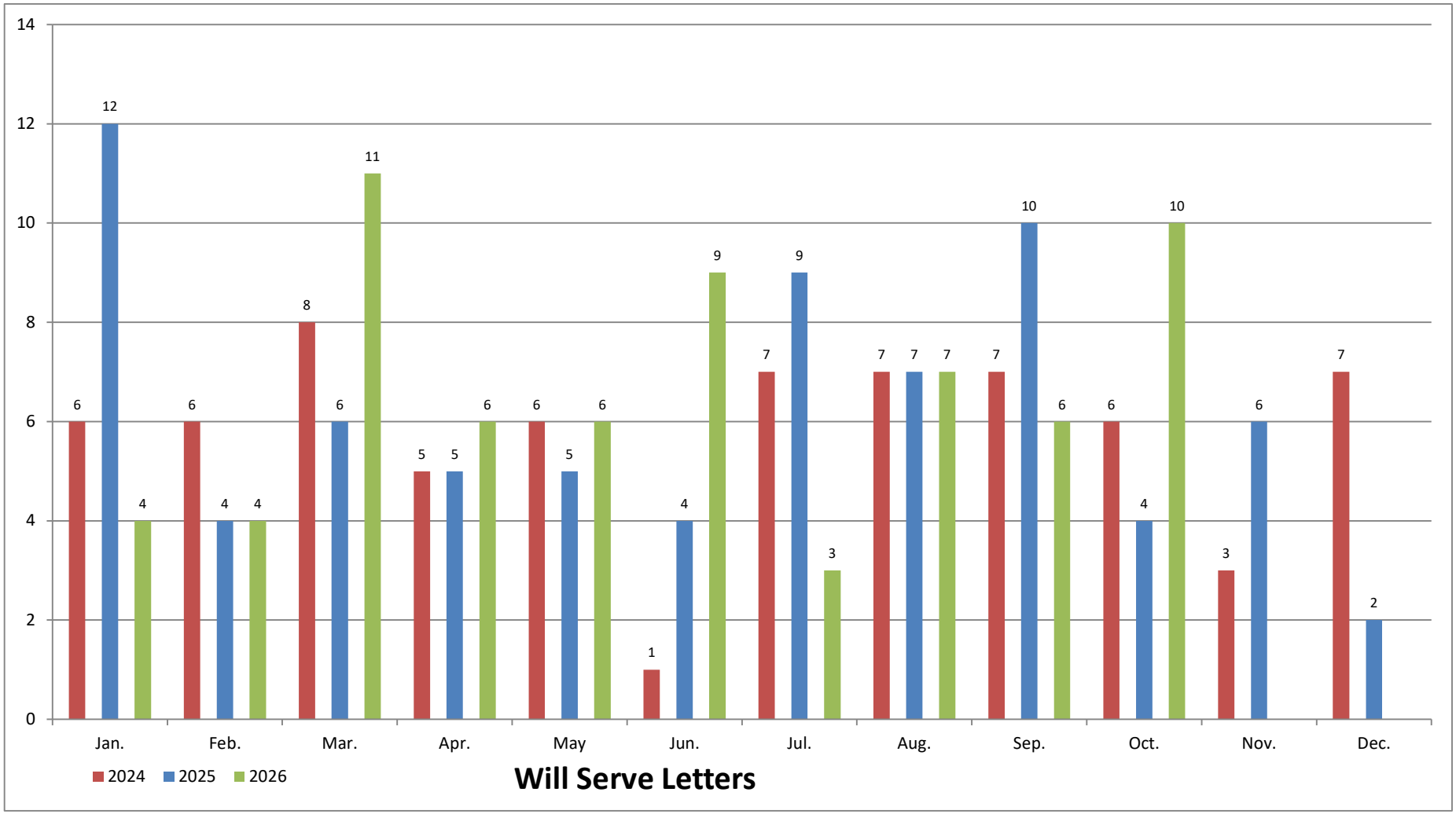
14
12
10
8
6
4
2
0
Jan.
Feb.
Mar.
Apr.
May
Jun.
Jul.
Aug.
Sep.
Oct.
Nov.
Dec.
2024
2025
2026
Will Serve Letters

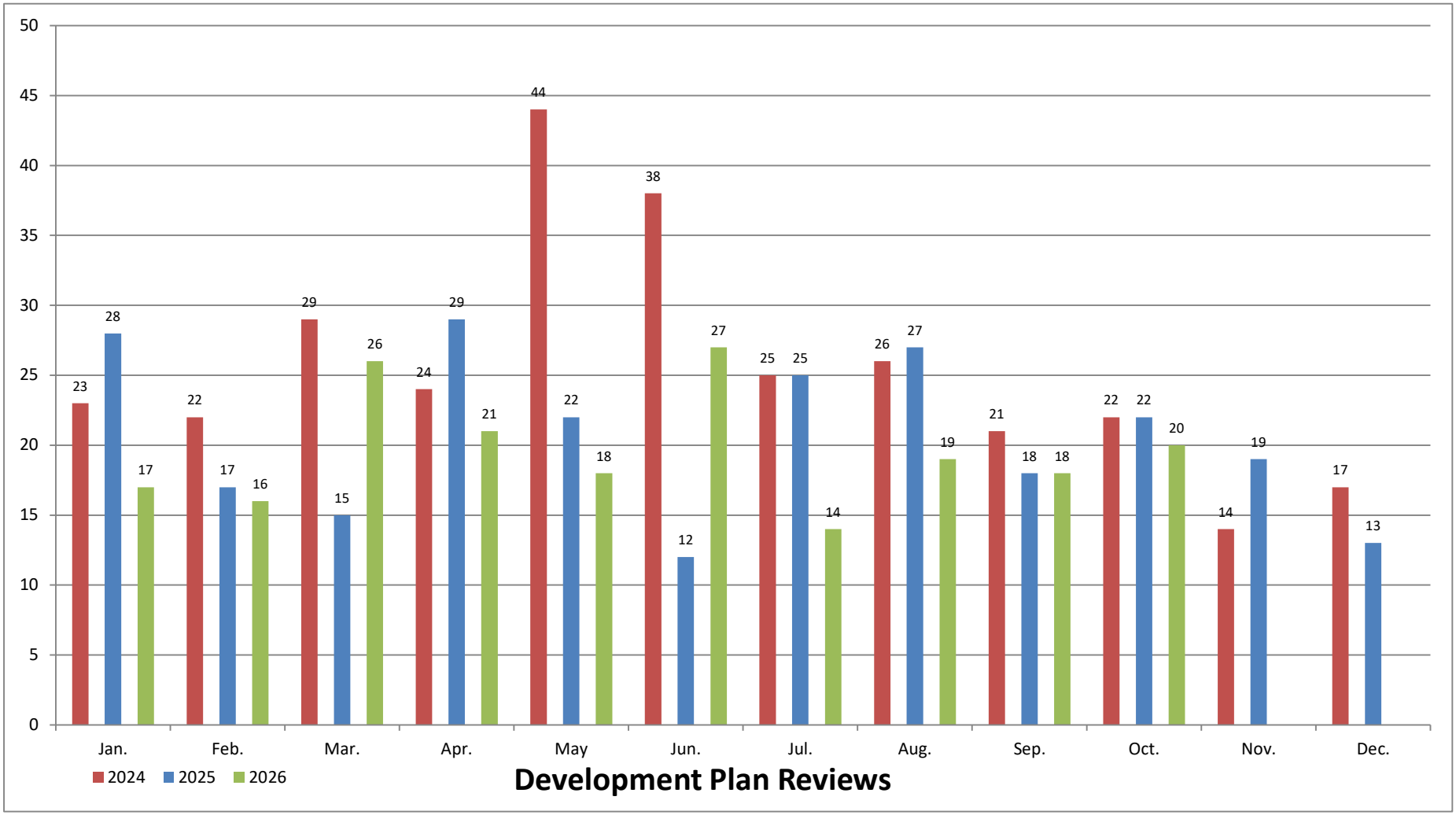
50
45
40
35
30
25
20
15
10
5
0
23
28
17
22
17
16
29
15
26
24
29
21
44
22
18
38
12
27
25
25
14
26
27
19
21
18
18
22
22
20
14
19
17
13
Jan.
Feb.
Mar.
Apr.
May
Jun.
Jul.
Aug.
Sep.
Oct.
Nov.
Dec.
2024
2025
2026
Development Plan Reviews

CAPACITY FEES - 2440

		MONTHLY RE'S	RUNNING TOTAL	MONTHLY DOLLARS	RUNNING TOTAL
2022	Jan	4	4	$ 3,032	$ 3,032
	Feb	10	14	$ 7,580	$ 10,612
	Mar	3	17	$ 2,274	$ 12,886
	Apr	30	47	$ 22,740	$ 35,626
	May	3	50	$ 2,274	$ 37,900
	Jun	58	108	$ 43,964	$ 81,864
	Jul	7	115	$ 5,306	$ 87,170
	Aug	39	154	$ 29,562	$ 116,732
	Sep	5	159	$ 3,790	$ 120,522
	Oct	0	159	$ -	$ 120,522
	Nov	17	176	$ 12,886	$ 133,408
	Dec	5	181	$ 3,790	$ 137,198
		Average - 15	Total - 181	$ 11,433	$ 137,198
2023	Jan	6	6	$ 4,548	$ 4,548
	Feb	3	9	$ 2,274	$ 6,822
	Mar	10	19	$ 7,580	$ 14,402
	Apr	1	20	$ 758	$ 15,160
	May	1	21	$ 758	$ 15,918
	Jun	15	36	$ 11,370	$ 27,288
	Jul	258	294	$ 195,564	$ 222,852
	Aug	36	330	$ 27,288	$ 250,140
	Sep	4	334	$ 3,032	$ 253,172
	Oct	9	343	$ 6,822	$ 259,994
	Nov	1	344	$ 758	$ 260,752
	Dec	88	432	$ 66,704	$ 327,456
		Average - 36	Total - 432	$ 27,288	$ 327,456
2024	Jan	4	4	$ 3,032	$ 3,032
	Feb	4	8	$ 3,032	$ 6,064
	Mar	33	41	$ 25,014	$ 31,078
	Apr	2	43	$ 1,516	$ 32,594
	May	33	76	$ 25,014	$ 57,608
	Jun	9	85	$ 6,822	$ 64,430
	Jul	3	88	$ 2,274	$ 66,704
	Aug	223	311	$ 169,034	$ 235,738
	Sep	34	345	$ 25,772	$ 261,510
	Oct	16	361	$ 12,128	$ 273,638
	Nov	4	365	$ 3,390	$ 277,028
	Dec	13	378	$ 9,496	$ 286,524
		Average - 32	Total - 378	$ 23,877	$ 286,524
2025	Jan	127	127	$ 96,266	$ 96,266
	Feb	1	128	$ 758	$ 97,024
	Mar	26	154	$ 19,708	$ 116,732
	Apr	8	162	$ 6,064	$ 122,796
	May	19	181	$ 14,402	$ 137,198
	Jun	9	190	$ 6,822	$ 144,020
	Jul	5	195	$ 3,790	$ 147,810
	Aug	21	216	$ 15,918	$ 163,728
	Sep	5	221	$ 3,790	$ 167,518
	Oct	31	252	$ 23,498	$ 191,016
	Nov	5	257	$ 3,790	$ 194,806
	Dec	6	263	$ 4,548	$ 199,354
		Average - 22	Total - 263	$ 16,613	$ 199,354
2026	Jan	20	20	$ 15,160	$ 15,160
	Feb	15	35	$ 11,370	$ 26,530
	Mar	128	163	$ 97,024	$ 123,554
	Apr	10	173	$ 7,580	$ 131,134
	May	3	176	$ 2,274	$ 133,408
	Jun	14	190	$ 10,612	$ 144,020
	Jul	4	194	$ 3,032	$ 147,052
	Aug	99	293	$ 75,042	$ 222,094
	Sep	8	301	$ 6,064	$ 228,158
	Oct	12	313	$ 9,096	$ 237,254
	Nov			$ -	$ 237,254
	Dec			$ -	$ 237,254
		Average - 31	Total - 313	$ 19,771	$ 237,254

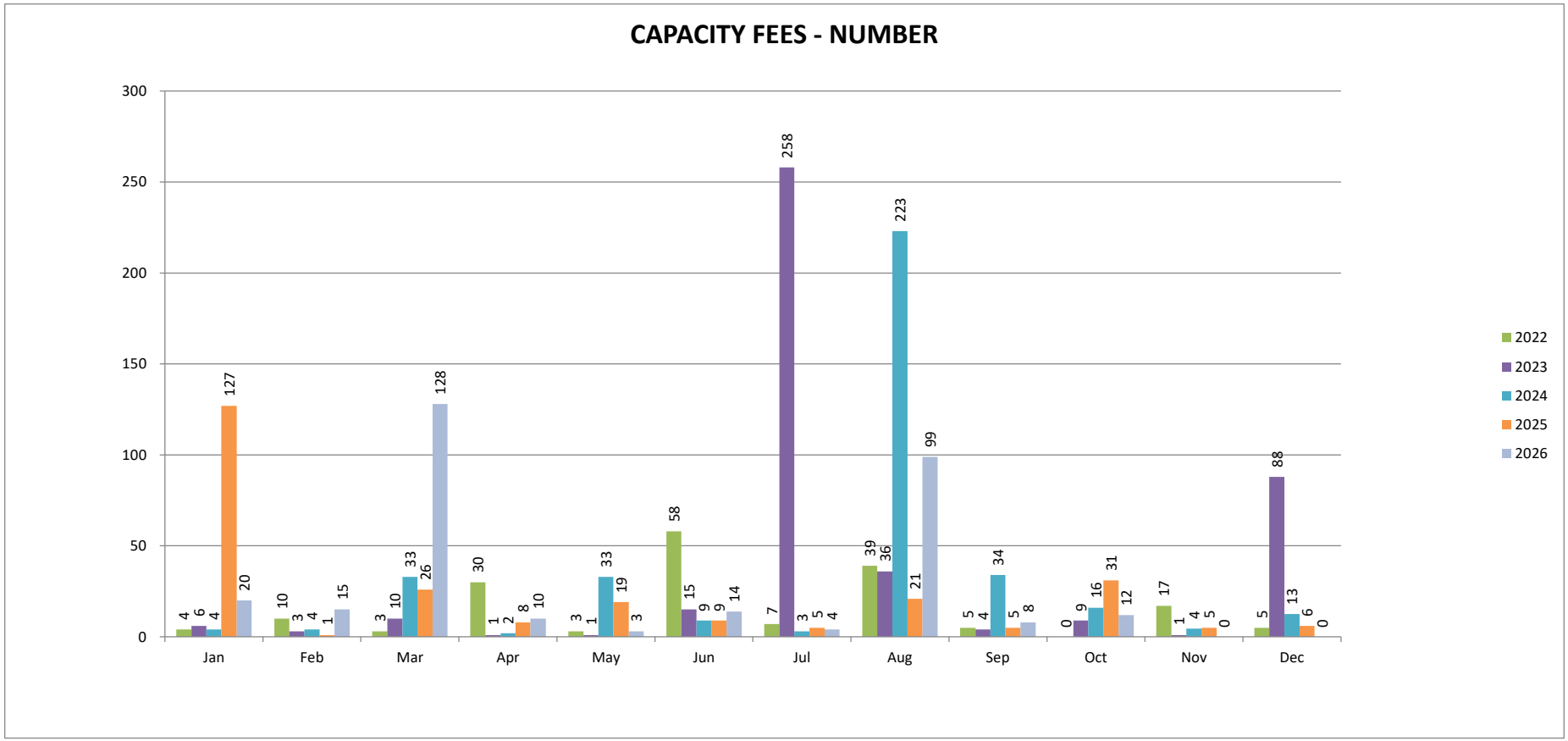
CAPACITY FEES - NUMBER
300
250
200
150
100
50
0
Jan
Feb
Mar
Apr
May
Jun
Jul
Aug
Sep
Oct
Nov
Dec
4 6 4 127 20
10 3 4 1 15
3 10 33 26 128
30 1 2 8 10
3 1 33 19 3
58 15 9 9 14
7 258 3 5 4
39 36 223 21 99
5 4 34 5 8
0 9 16 31 12
17 1 4 5 0
5 88 13 6 0
2022
2023
2024
2025
2026

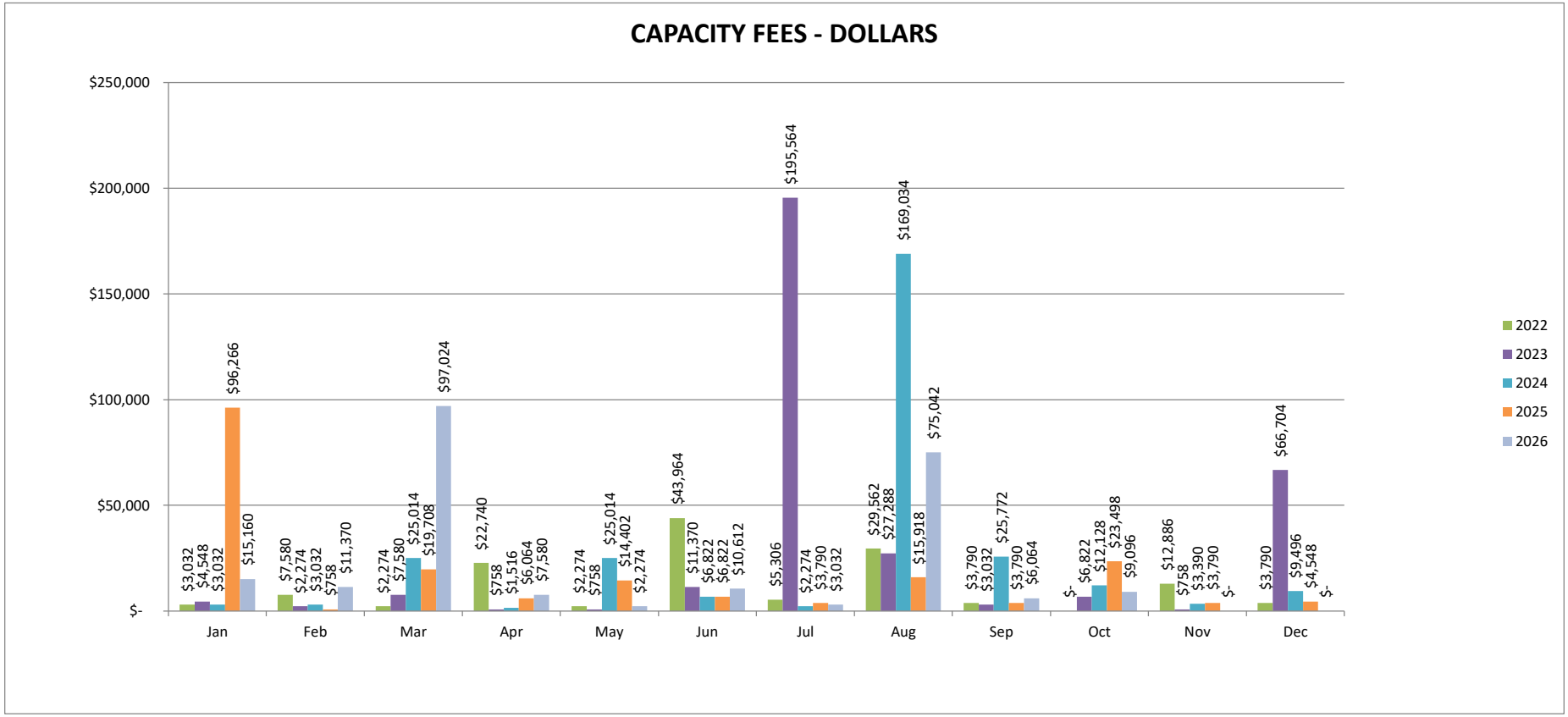
CAPACITY FEES - DOLLARS
$250,000
$200,000
$150,000
$100,000
$50,000
$-
Jan
$3,032
$4,548
$3,032
$96,266
$15,160
Feb
$7,580
$2,274
$3,032
$758
$11,370
Mar
$2,274
$7,580
$25,014
$19,708
$97,024
Apr
$22,740
$758
$1,516
$6,064
$7,580
May
$2,274
$758
$25,014
$14,402
$2,274
Jun
$43,964
$11,370
$6,822
$6,822
$10,612
Jul
$5,306
$195,564
$2,274
$3,790
$3,032
Aug
$29,562
$27,288
$169,034
$15,918
$75,042
Sep
$3,790
$3,032
$25,772
$3,790
$6,064
Oct
$-
$6,822
$12,128
$23,498
$9,096
Nov
$12,886
$758
$3,390
$3,790
$-
Dec
$3,790
$66,704
$9,496
$4,548
$-
2022
2023
2024
2025
2026

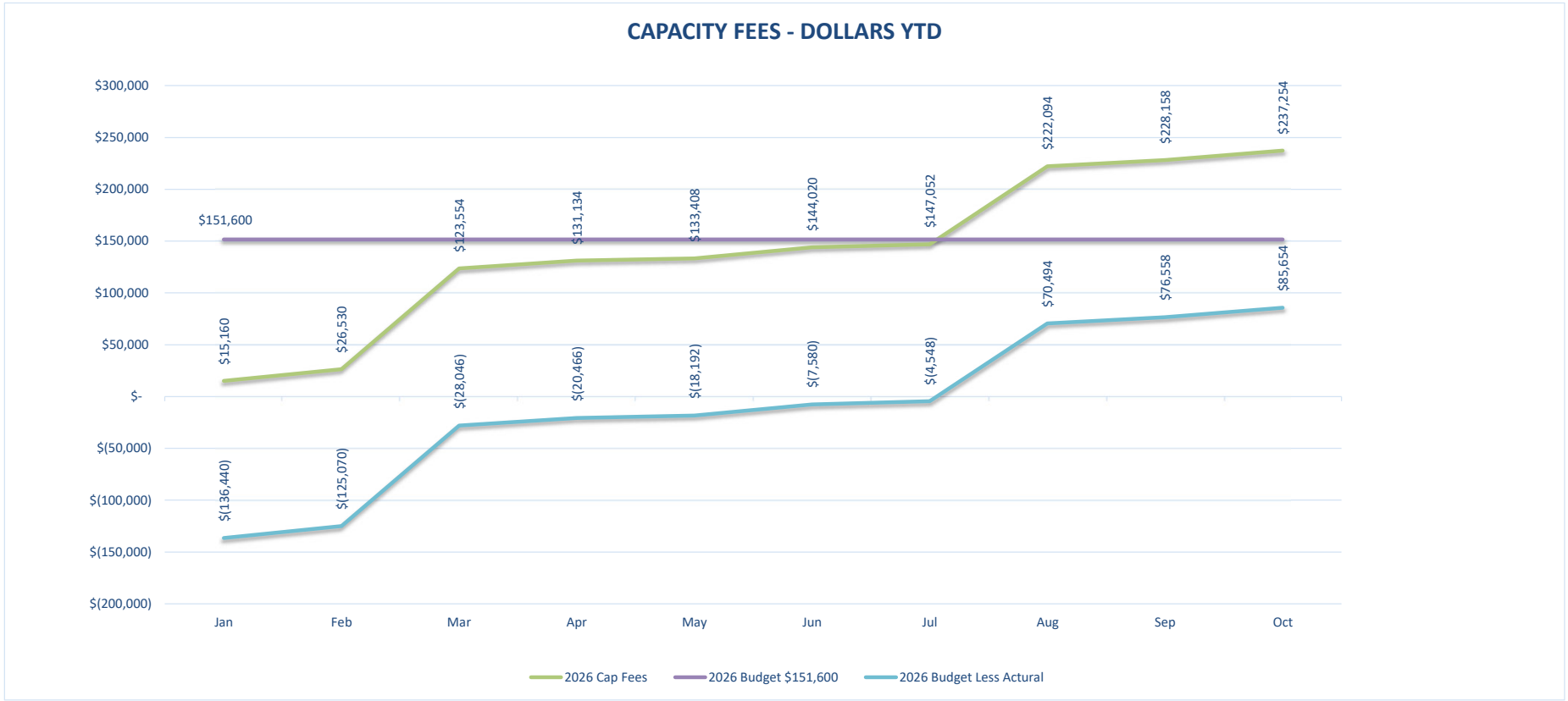
CAPACITY FEES - DOLLARS YTD
$300,000
$250,000
$200,000
$150,000
$100,000
$50,000
$-
$(50,000)
$(100,000)
$(150,000)
$(200,000)
Jan
Feb
Mar
Apr
May
Jun
Jul
Aug
Sep
Oct
$151,600
$15,160
$26,530
$123,554
$131,134
$133,408
$144,020
$147,052
$222,094
$228,158
$237,254
$(136,440)
$(125,070)
$(28,046)
$(20,466)
$(18,192)
$(7,580)
$(4,548)
$70,494
$76,558
$85,654
2026 Cap Fees
2026 Budget $151,600
2026 Budget Less Actural

LINES MAINTENANCE MONTHLY REPORTS

		MAIN LINES CLEANED				MAIN LINES INSPECTED				ROOT CONTROL				
Year	Month	FEET	RUNNING TOTAL (ft)	MILES	RUNNING TOTAL (mi)	FEET	RUNNING TOTAL (ft)	MILES	RUNNING TOTAL (mi)	FEET	RUNNING TOTAL (ft)	MILES	RUNNING TOTAL (mi)	TOTAL SYSTEM WORK (mi)
2022	Jan	150,310	150,310	28.47	28.47	58,971	58,971	11.17	11.17					39.64
	Feb	121,660	271,970	23.04	51.51	52,259	111,230	9.90	21.07					72.58
	Mar	207,677	479,647	39.33	90.84	66,542	177,772	12.60	33.67					124.51
	Apr	123,566	603,213	23.40	114.24	61,384	239,156	11.63	45.29					159.54
	May	107,664	710,877	20.39	134.64	42,707	281,863	8.09	53.38					188.02
	Jun	150,618	861,495	28.53	163.16	46,682	328,545	8.84	62.22					225.39
	Jul	65,661	927,156	12.44	175.60	51,211	379,756	9.70	71.92					247.52
	Aug	125,788	1,052,944	23.82	199.42	62,978	442,734	11.93	83.85					283.27
	Sep	102,285	1,155,229	19.37	218.79	56,654	499,388	10.73	94.58					313.37
	Oct	94,755	1,249,984	17.95	236.74	70,293	569,681	13.31	107.89					344.63
	Nov	44,327	1,294,311	8.40	245.13	44,696	614,377	8.47	116.36					361.49
	Dec	37,321	1,331,632	7.07	252.20	22,334	636,711	4.23	120.59					372.79
AVERAGE		110,969		21.02		53,059		10.05						
2023	Jan	76,321	76,321	14.45	14.45	39,295	39,295	7.44	7.44					21.90
	Feb	39,488	115,809	7.48	21.93	33,606	72,901	6.36	13.81					35.74
	Mar	129,946	245,755	24.61	46.54	62,804	135,705	11.89	25.70					72.25
	Apr	64,297	310,052	12.18	58.72	43,550	179,255	8.25	33.95					92.67
	May	151,038	461,090	28.61	87.33	66,656	245,911	12.62	46.57					133.90
	Jun	128,096	589,186	24.26	111.59	17,325	263,236	3.28	49.86					161.44
	Jul	142,194	731,380	26.93	138.52	15,407	278,643	2.92	52.77					191.29
	Aug	161,504	892,884	30.59	169.11	22,413	301,056	4.24	57.02					226.13
	Sep	91,101	983,985	17.25	186.36	14,607	315,663	2.77	59.78					246.15
	Oct	141,809	1,125,794	26.86	213.22		315,663	0.00	59.78					273.00
	Nov	147,441	1,273,235	27.92	241.14	17,800	333,463	3.37	63.16					304.30
	Dec	155,799	1,429,034	29.51	270.65	60,481	393,944	11.45	74.61					345.26
AVERAGE		119,086		22.55		35,813		6.22						
2024	Jan	92,190	92,190	17.46	17.46	27,901	27,901	5.28	5.28					22.74
	Feb	92,200	184,389	17.46	34.92	35,740	63,642	6.77	12.05					46.98
	Mar	121,824	306,213	23.07	57.99	31,602	95,243	5.99	18.04					76.03
	Apr	117,523	423,736	22.26	80.25	16,571	111,815	3.14	21.18					101.43
	May	139,975	563,711	26.51	106.76	18,956	130,770	3.59	24.77					131.53
	Jun	129,080	692,791	24.45	131.21	4,943	135,714	0.94	25.70					156.91
	Jul	206,435	899,226	39.10	170.31	34,791	170,505	6.59	32.29					202.60
	Aug	212,889	1,112,115	40.32	210.63	38,708	209,212	7.33	39.62					250.25
	Sep	178,607	1,290,722	33.83	244.45	30,560	239,772	5.79	45.41					289.87
	Oct	139,311	1,430,033	26.38	270.84	38,920	278,692	7.37	52.78					323.62
	Nov	124,745	1,554,778	23.63	294.47	25,596	304,288	4.85	57.63					352.10
	Dec	133,913	1,688,691	25.36	319.83	26,850	331,138	5.09	62.72					382.54
AVERAGE		140,724		26.65		27,595		5.23						
2025	Jan	113,666	113,666	21.53	21.53	20,938	20,938	3.97	3.97					25.49
	Feb	149,564	263,230	28.33	49.85	29,332	50,269	5.56	9.52					59.37
	Mar	137,673	400,903	26.07	75.93	25,203	75,473	4.77	14.29					90.22
	Apr	101,765	502,668	19.27	95.20	48,413	123,886	9.17	23.46					118.67
	May	125,317	627,985	23.73	118.94	39,639	163,524	7.51	30.97					149.91
	Jun	141,219	769,204	26.75	145.68	39,967	203,491	7.57	38.54					184.22
	Jul	185,215	954,419	35.08	180.76	37,161	240,652	7.04	45.58					226.34
	Aug	126,893	1,081,312	24.03	204.79	38,016	278,669	7.20	52.78					257.57
	Sep	173,687	1,254,999	32.90	237.69	53,810	332,479	10.19	62.97					300.66
	Oct	164,298	1,419,297	31.12	268.81	48,282	380,761	9.14	72.11					340.92
	Nov	86,412	1,505,709	16.37	285.17	15,935	396,696	3.02	75.13					360.30
	Dec	75,796	1,581,505	14.36	299.53	23,386	420,082	4.43	79.56					379.09
AVERAGE		131,792		24.96		35,007		6.63						
2026	Jan	89,806	89,806	17.01	17.01	40,892	40,892	7.74	7.74					24.75
	Feb	90,339	180,145	17.11	34.12	41,668	82,559	7.89	15.64					49.75
	Mar	125,976	306,121	23.86	57.98	49,886	132,445	9.45	25.08					83.06
	Apr	125,764	431,885	23.82	81.80	52,931	185,376	10.02	35.11					116.91
	May	168,991	600,876	32.01	113.80	25,333	210,708	4.80	39.91					153.71
	Jun	123,701	724,577	23.43	137.23	32,489	243,197	6.15	46.06					183.29
	Jul	116,756	841,333	22.11	159.34	18,830	262,027	3.57	49.63					208.97
	Aug	130,922	972,255	24.80	184.14	18,295	280,322	3.46	53.09	1,173	1,173	0.22	0.22	237.45
	Sep	149,652	1,121,907	28.34	212.48	37,237	317,559	7.05	60.14	2,185	3,358	0.41	0.64	273.26
	Oct	125,599	1,247,506	23.79	236.27	36,439	353,999	6.90	67.05	6,266	9,624	1.19	1.82	303.95
	Nov													
	Dec													
AVERAGE		124,751		23.63		35,400		6.70		3,208		0.61		

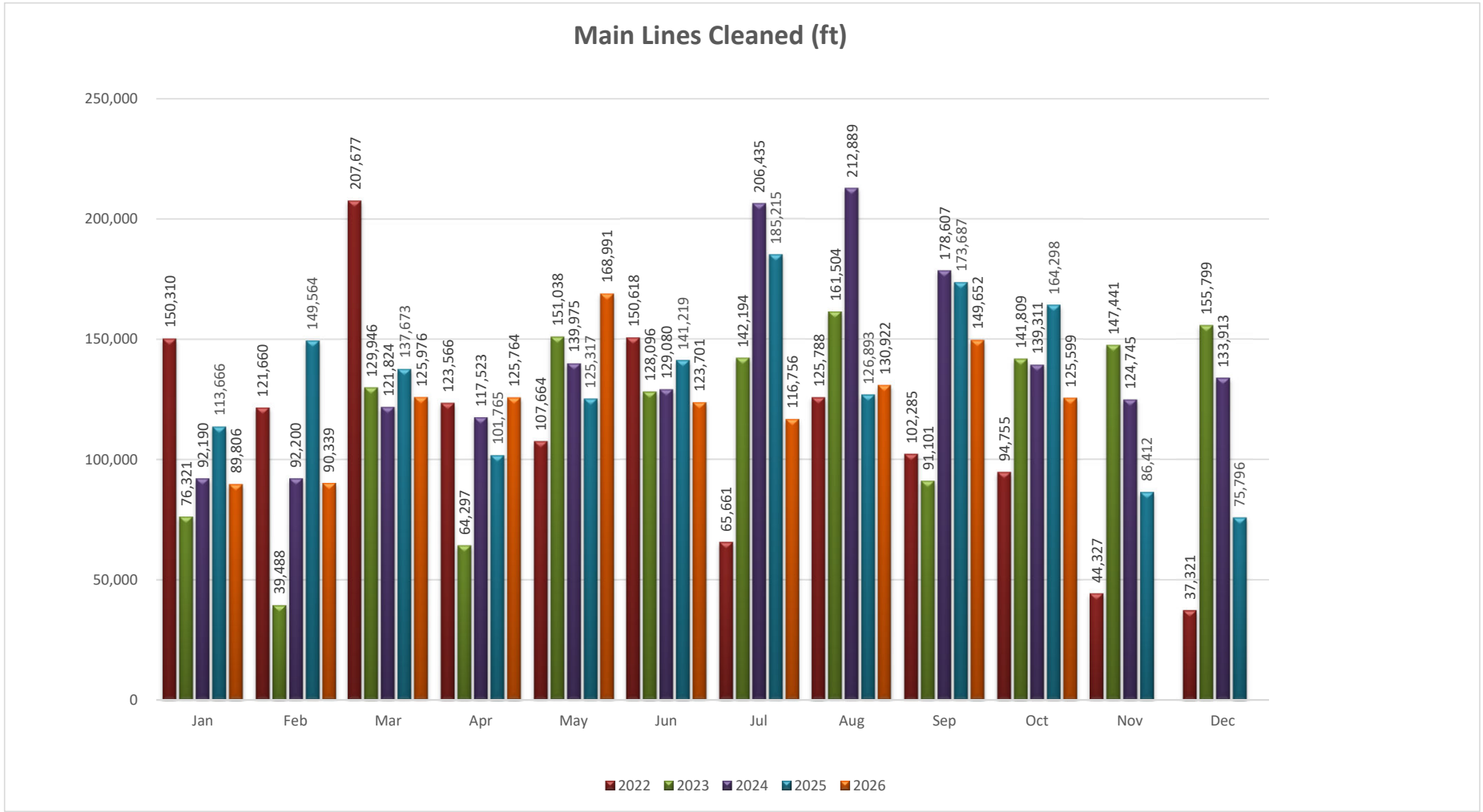
Main Lines Cleaned (ft)
250,000
200,000
150,000
100,000
50,000
0
Jan
Feb
Mar
Apr
May
Jun
Jul
Aug
Sep
Oct
Nov
Dec
150,310
76,321
92,190
113,666
89,806
121,660
39,488
92,200
149,564
90,339
207,677
129,946
121,824
137,673
125,976
123,566
64,297
117,523
101,765
125,764
107,664
151,038
139,975
125,317
168,991
150,618
128,096
129,080
141,219
123,701
65,661
142,194
206,435
185,215
116,756
125,788
161,504
212,889
126,893
130,922
102,285
91,101
178,607
173,687
149,652
94,755
141,809
139,311
164,298
125,599
44,327
147,441
124,745
86,412
37,321
155,799
133,913
75,796
2022
2023
2024
2025
2026

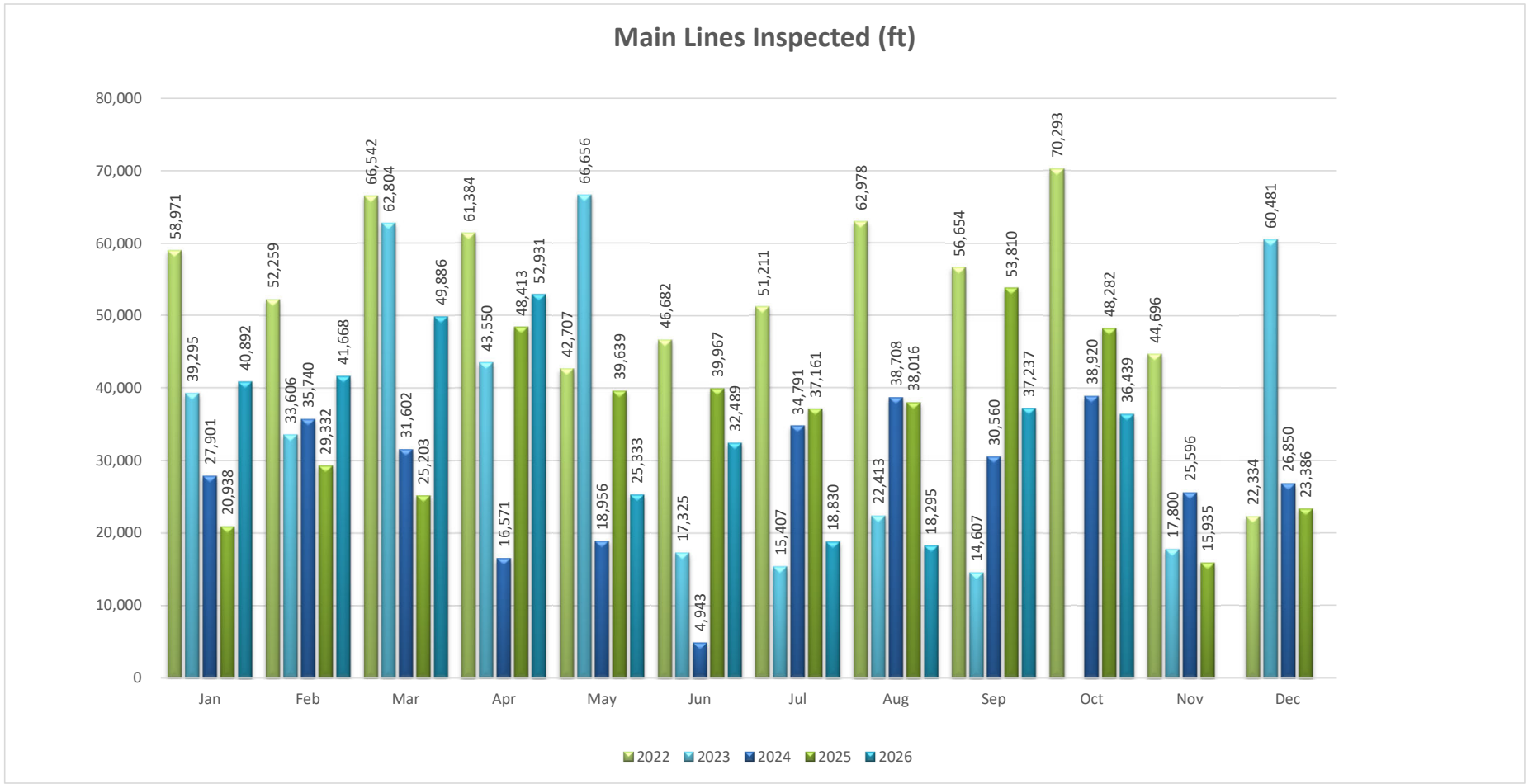
Main Lines Inspected (ft)
80,000
70,000
60,000
50,000
40,000
30,000
20,000
10,000
0
Jan
58,971
39,295
27,901
20,938
40,892
Feb
52,259
33,606
35,740
29,332
41,668
Mar
66,542
62,804
31,602
25,203
49,886
Apr
61,384
43,550
16,571
48,413
52,931
May
42,707
66,656
18,956
39,639
25,333
Jun
46,682
17,325
4,943
39,967
32,489
Jul
51,211
15,407
34,791
37,161
18,830
Aug
62,978
22,413
38,708
38,016
18,295
Sep
56,654
14,607
30,560
53,810
37,237
Oct
70,293
38,920
48,282
36,439
Nov
44,696
17,800
25,596
15,935
Dec
22,334
60,481
26,850
23,386
2022
2023
2024
2025
2026

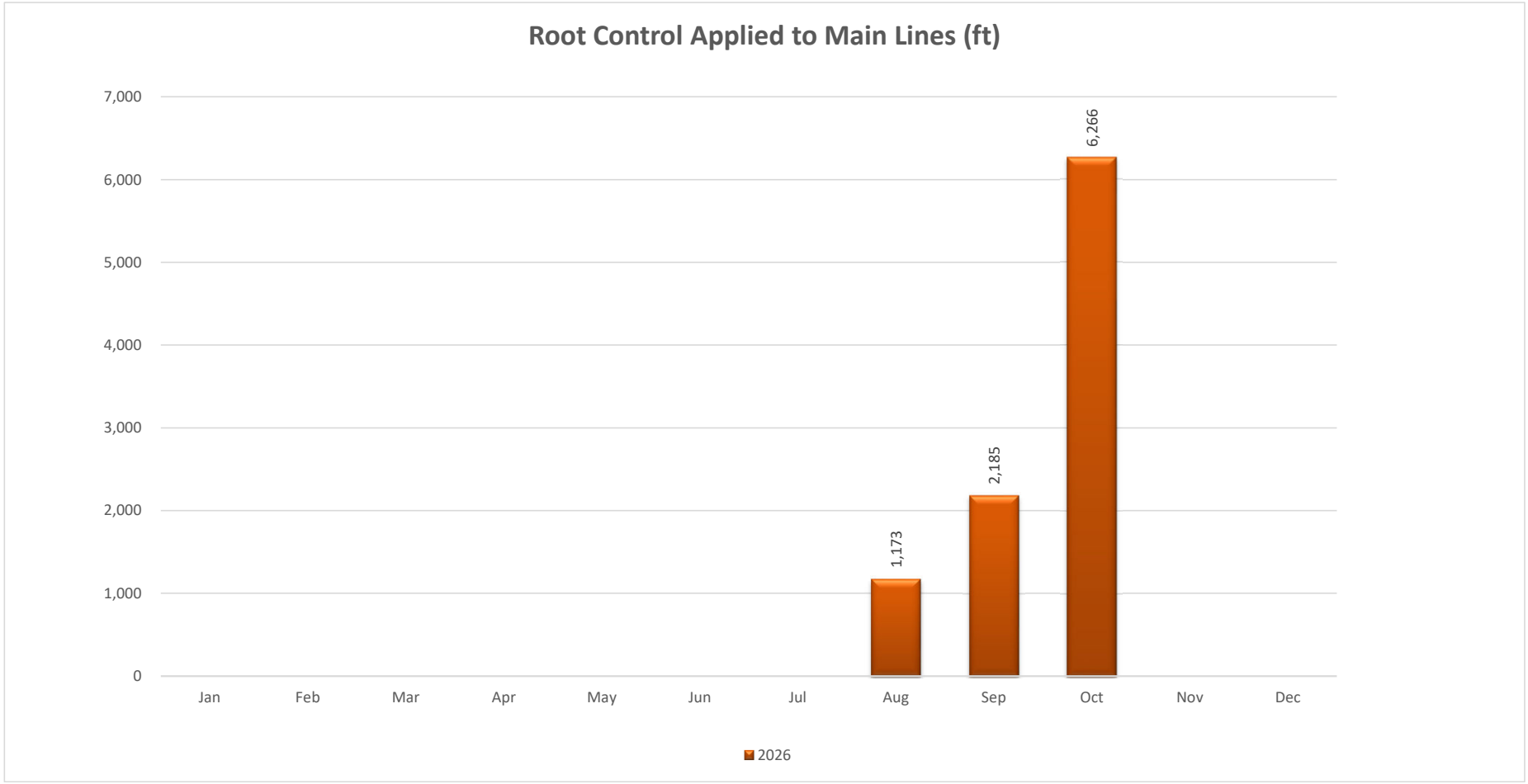
Root Control Applied to Main Lines (ft)
7,000
6,000
5,000
4,000
3,000
2,000
1,000
0
1,173
2,185
6,266
Jan
Feb
Mar
Apr
May
Jun
Jul
Aug
Sep
Oct
Nov
Dec
2026

Annual Cleaning (ft) | Annual Inspections (ft)

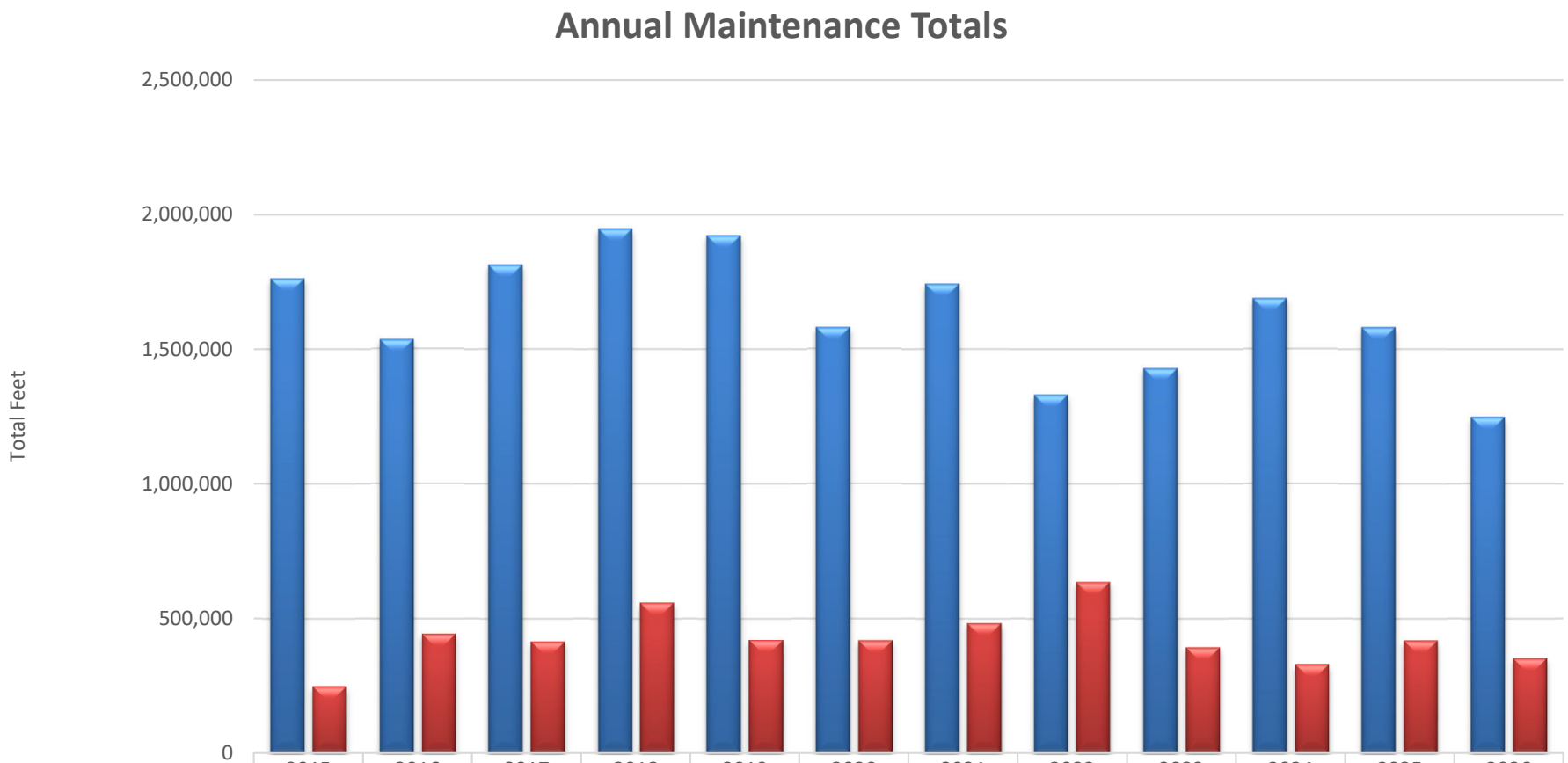

	2015	2016	2017	2018	2019	2020	2021	2022	2023	2024	2025	2026
Annual Cleaning (ft)	1,763,540	1,534,911	1,813,228	1,947,035	1,923,356	1,580,167	1,742,501	1,331,632	1,429,034	1,688,691	1,581,505	1,247,506
Annual Inspections (ft)	250,175	444,363	416,441	558,752	421,677	419,509	482,899	636,711	393,944	331,138	420,082	353,999

Years (Month) | Months (Month)

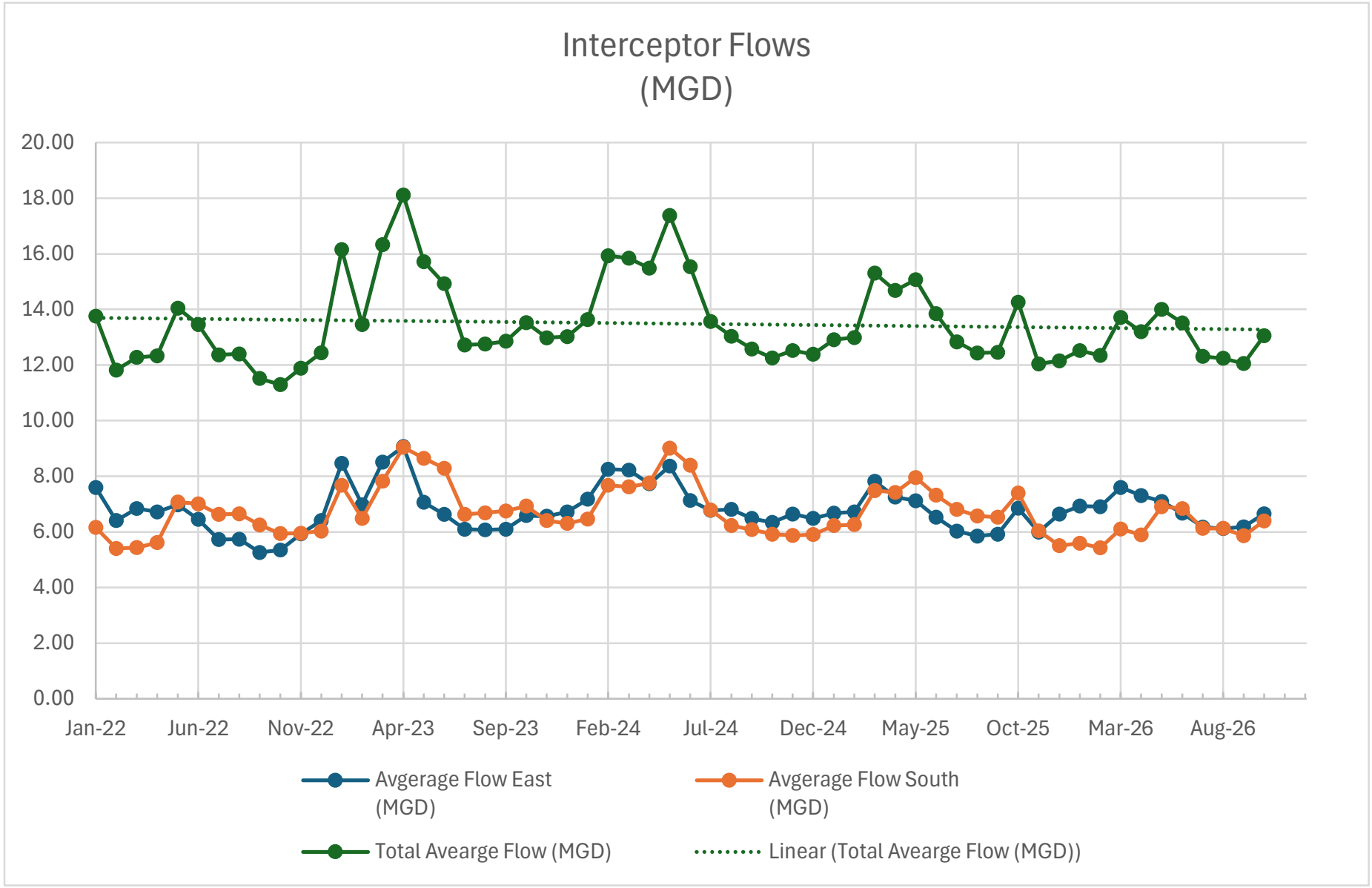
Interceptor Flows
(MGD)
20.00
18.00
16.00
14.00
12.00
10.00
8.00
6.00
4.00
2.00
0.00
Jan-22
Jun-22
Nov-22
Apr-23
Sep-23
Feb-24
Jul-24
Dec-24
May-25
Oct-25
Mar-26
Aug-26
Avgerage Flow East (MGD)
Avgerage Flow South (MGD)
Total Aveargе Flow (MGD)
Linear (Total Aveargе Flow (MGD))

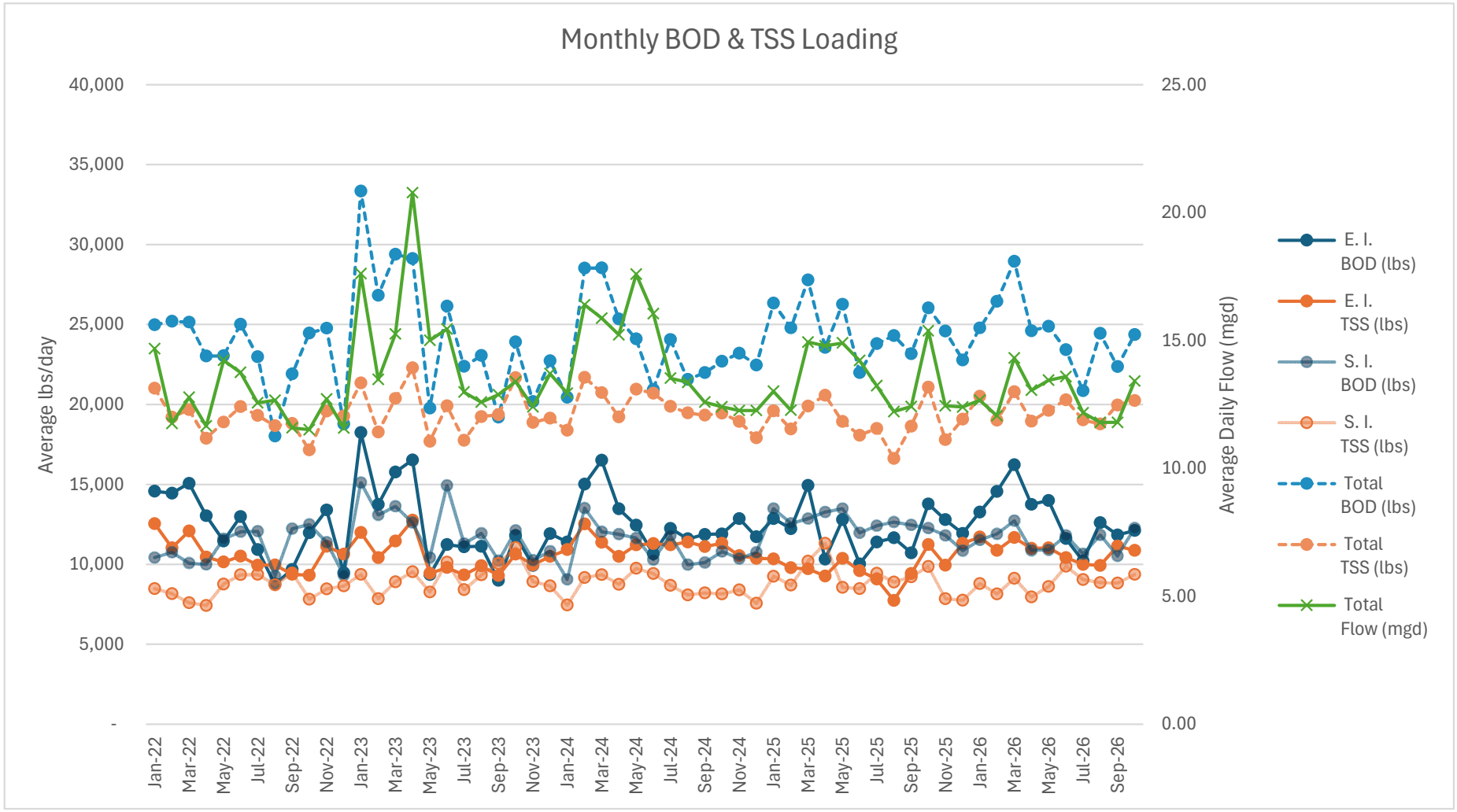
Monthly BOD & TSS Loading
Average lbs/day
Average Daily Flow (mgd)
40,000
35,000
30,000
25,000
20,000
15,000
10,000
5,000
-
25.00
20.00
15.00
10.00
5.00
0.00
Jan-22
Mar-22
May-22
Jul-22
Sep-22
Nov-22
Jan-23
Mar-23
May-23
Jul-23
Sep-23
Nov-23
Jan-24
Mar-24
May-24
Jul-24
Sep-24
Nov-24
Jan-25
Mar-25
May-25
Jul-25
Sep-25
Nov-25
Jan-26
Mar-26
May-26
Jul-26
Sep-26
E. I. BOD (lbs)
E. I. TSS (lbs)
S. I. BOD (lbs)
S. I. TSS (lbs)
Total BOD (lbs)
Total TSS (lbs)
Total Flow (mgd)

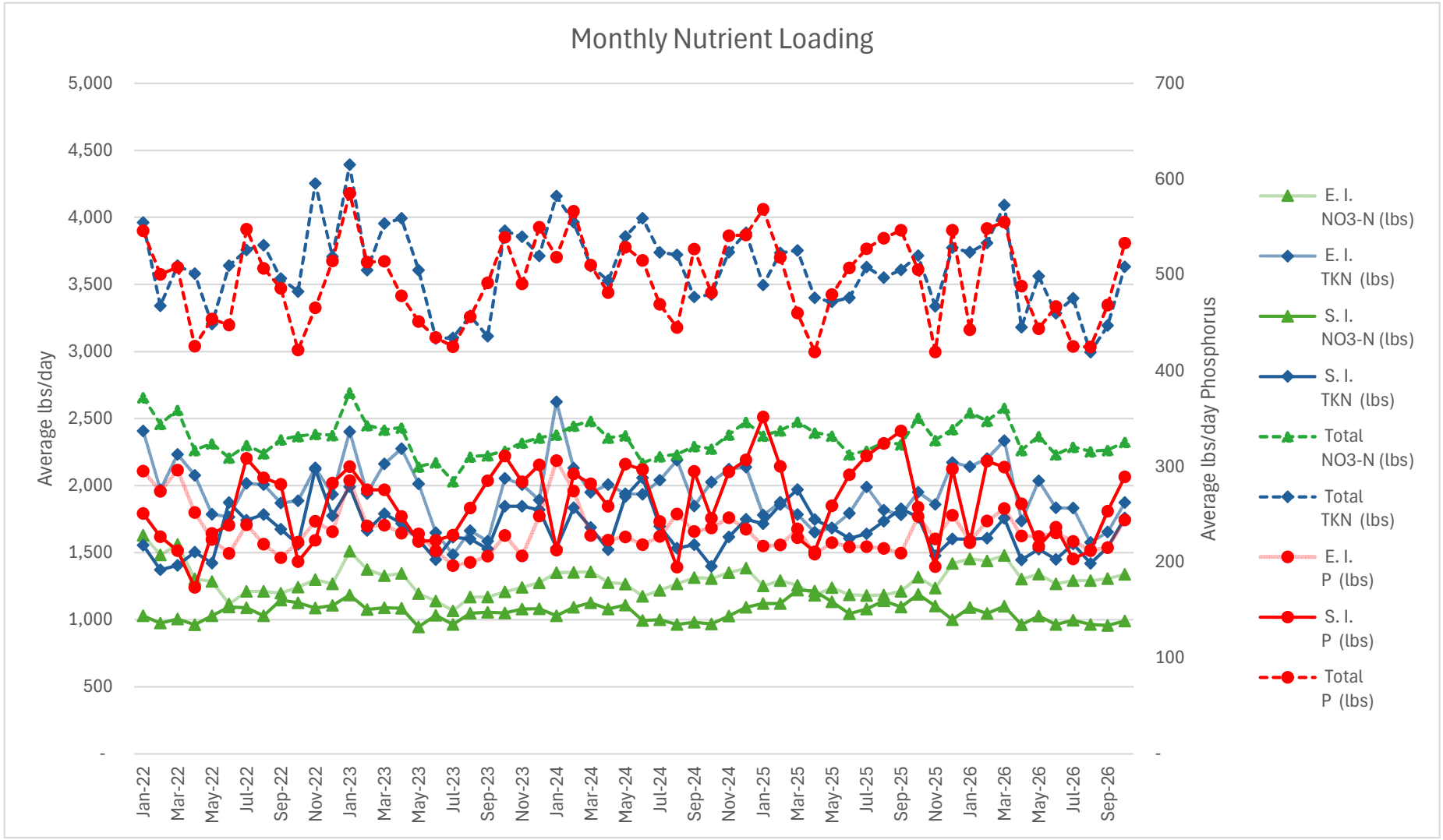
Monthly Nutrient Loading
Average lbs/day
Average lbs/day Phosphorus
5,000
4,500
4,000
3,500
3,000
2,500
2,000
1,500
1,000
500
-
700
600
500
400
300
200
100
-
Jan-22
Mar-22
May-22
Jul-22
Sep-22
Nov-22
Jan-23
Mar-23
May-23
Jul-23
Sep-23
Nov-23
Jan-24
Mar-24
May-24
Jul-24
Sep-24
Nov-24
Jan-25
Mar-25
May-25
Jul-25
Sep-25
Nov-25
Jan-26
Mar-26
May-26
Jul-26
Sep-26
E. I. NO3-N (lbs)
E. I. TKN (lbs)
S. I. NO3-N (lbs)
S. I. TKN (lbs)
Total NO3-N (lbs)
Total TKN (lbs)
E. I. P (lbs)
S. I. P (lbs)
Total P (lbs)

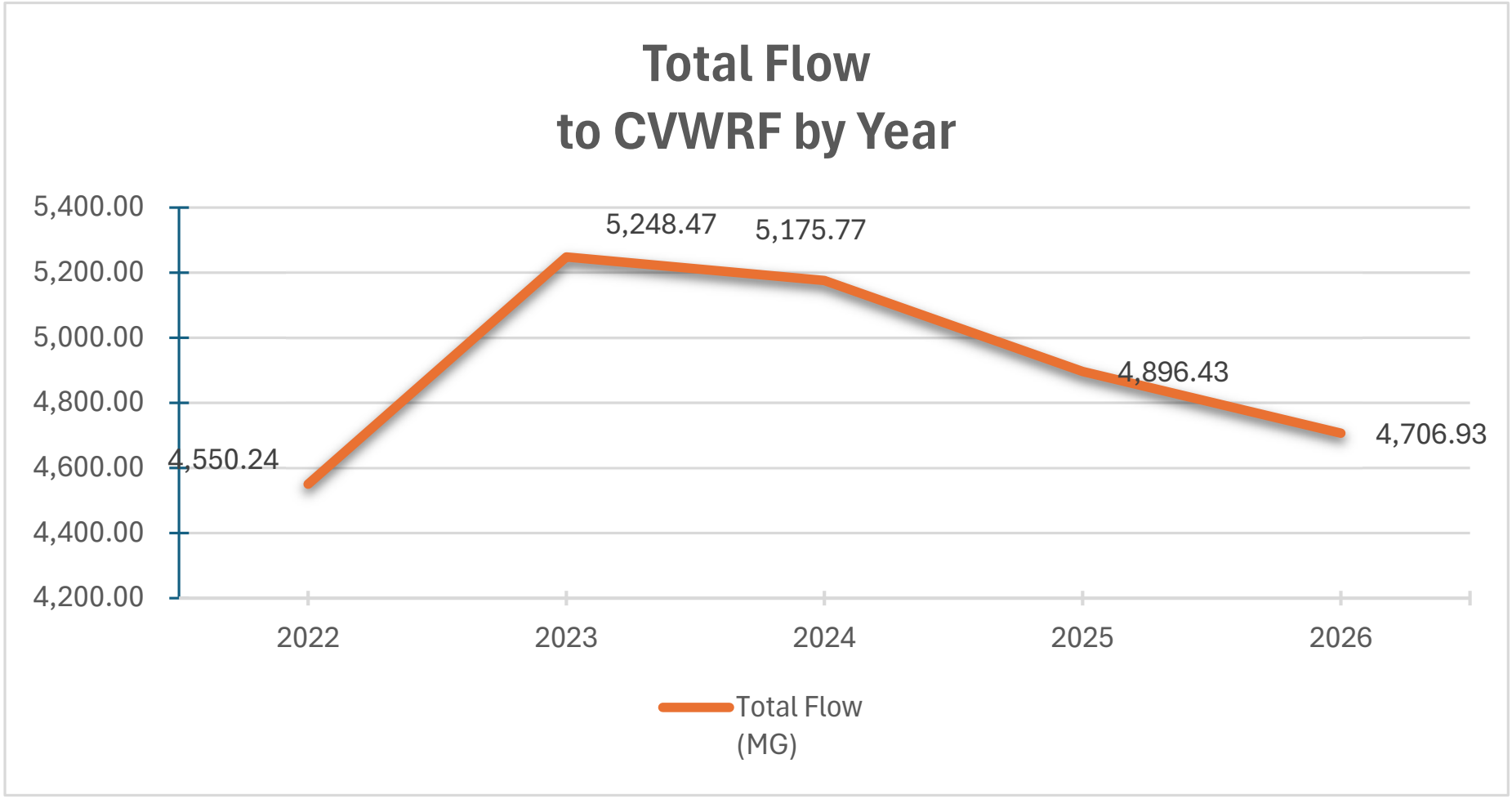
Total Flow
to CVWRF by Year
5,400.00
5,200.00
5,000.00
4,800.00
4,600.00
4,400.00
4,200.00
4,550.24
5,248.47
5,175.77
4,896.43
4,706.93
2022
2023
2024
2025
2026
Total Flow
(MG)

PTIF Rates

YEAR	MONTH	360 DAY	365 DAY
2026	OCT	4.02315084	4.07902793
2026	SEP	3.97479994	4.03000549
2026	AUG	3.88286276	3.93679141
2026	JUL	3.86843846	3.92216677
2026	JUN	3.83716967	3.89046370
2026	MAY	3.80516804	3.85801759
2026	APR	3.80377142	3.85660158
2026	MAR	3.80667796	3.85954849
2026	FEB	3.80390285	3.85673484
2026	JAN	3.80502336	3.85787091
2025	DEC	3.95662809	4.01158126
2025	NOV	4.07640195	4.13301865
2025	OCT	4.21192296	4.27042189
2025	SEP	4.32325991	4.38330518
2025	AUG	4.40464253	4.46581812
2025	JUL	4.40799708	4.46921926

Wells Fargo Bank Northwest N.A.
3300 South State Office
Salt Lake City, Utah 84115

11-24
1210(8)

GRANITE SCHOOL DISTRICT

2500 SOUTH STATE, SALT LAKE CITY, UTAH 84115-3110

05091726

ISSUED DATE: 11/04/2026

THIS CHECK IS VOID AFTER SIX MONTHS

PAY **SEVENTY EIGHT THOUSAND SIX HUNDRED THIRTY AND 00/100 DOLLARS**

PAY THIS AMOUNT
$78630.00**

TO THE ORDER OF
MOUNT OLYMPUS IMPROVEMENT DIST
3932 S 500 E
SALT LAKE CITY UT 84107





Check Issue Date: 11/04/2026 | Batch ID: Janene P. | Check Number: 05091726

GRANITE SCHOOL DISTRICT
ACCOUNTS PAYABLE DEPARTMENT
2500 SOUTH STATE STREET
SALT LAKE CITY, UTAH 84115-3110
(385)646-4300

Payee: MOUNT OLYMPUS IMPROVEMENT DIST
3932 S 500 E
SALT LAKE CITY UT 84107
GSD VENDOR NO.148551

Account Number	Reference	Invoice Number / Description	Gross Payment	Discount	Net Payment
10-048-27-9999-2600-0411	PV-624039	25-26 SEWER SERVICES	426.00	0.00	426.00
10-100-27-9999-2600-0411	PV-624039	25-26 SEWER SERVICES	102.00	0.00	102.00
10-222-27-9999-2600-0411	PV-624039	25-26 SEWER SERVICES	1,806.00	0.00	1,806.00
10-226-27-9999-2600-0411	PV-624039	25-26 SEWER SERVICES	2,592.00	0.00	2,592.00
10-230-27-9999-2600-0411	PV-624039	25-26 SEWER SERVICES	2,598.00	0.00	2,598.00
10-238-27-9999-2600-0411	PV-624039	25-26 SEWER SERVICES	1,320.00	0.00	1,320.00
10-286-27-9999-2600-0411	PV-624039	25-26 SEWER SERVICES	2,526.00	0.00	2,526.00
10-310-27-9999-2600-0411	PV-624039	25-26 SEWER SERVICES	3,216.00	0.00	3,216.00
10-314-27-9999-2600-0411	PV-624039	25-26 SEWER SERVICES	2,364.00	0.00	2,364.00
10-322-27-9999-2600-0411	PV-624039	25-26 SEWER SERVICES	1,374.00	0.00	1,374.00
10-326-27-9999-2600-0411	PV-624039	25-26 SEWER SERVICES	2,838.00	0.00	2,838.00
10-333-27-9999-2600-0411	PV-624039	25-26 SEWER SERVICES	3,324.00	0.00	3,324.00
10-350-27-9999-2600-0411	PV-624039	25-26 SEWER SERVICES	1,578.00	0.00	1,578.00
10-382-27-9999-2600-0411	PV-624039	25-26 SEWER SERVICES	2,346.00	0.00	2,346.00
10-390-27-9999-2600-0411	PV-624039	25-26 SEWER SERVICES	3,192.00	0.00	3,192.00
10-510-27-9999-2600-0411	PV-624039	25-26 SEWER SERVICES	3,408.00	0.00	3,408.00
10-522-27-9999-2600-0411	PV-624039	25-26 SEWER SERVICES	3,024.00	0.00	3,024.00
10-530-27-9999-2600-0411	PV-624039	25-26 SEWER SERVICES	3,168.00	0.00	3,168.00
10-538-27-9999-2600-0411	PV-624039	25-26 SEWER SERVICES	3,672.00	0.00	3,672.00
10-550-27-9999-2600-0411	PV-624039	25-26 SEWER SERVICES	4,494.00	0.00	4,494.00
10-558-27-9999-2600-0411	PV-624039	25-26 SEWER SERVICES	4,818.00	0.00	4,818.00
10-634-27-9999-2600-0411	PV-624039	25-26 SEWER SERVICES	11,646.00	0.00	11,646.00
10-646-27-9999-2600-0411	PV-624039	25-26 SEWER SERVICES	11,544.00	0.00	11,544.00
10-695-27-9999-2600-0411	PV-624039	25-26 SEWER SERVICES	1,254.00	0.00	1,254.00
		Page Total	78,630.00	0.00	78,630.00
		Check Total	78,630.00	0.00	78,630.00

RETAIN THIS STUB AS YOUR DETAIL RECORD OF PAYMENT

MOID Board Meeting

November 17, 2026

Entity Manager's Meeting

November 12, 2026

- Finance and Policies:
  - State Auditor Fraud Checklist
    - Scored 355 out of 395 – Low Risk
    - CV's board elected not to have an internal audit review committee.
- Regulatory:
  - The State has a draft permit that has an updated narrative standard that CV and counsel have agreed to.
  - Will need a 30-day public comment period.
  - May have a new permit by the end of December.

Entity Manager's Meeting

November 12, 2026

- Project Updates/Asset Management:
  - Working on the east interconnect for the BNR system. Allows routing of flows from the primary clarifiers to the BNR system.
  - Working on piping for aeration basin 2. The air diffuser system is expected to be on site by year-end.
  - Thickening and Straining Building may be operational by year-end
  - The RSS standby diesel engine generator has been bid. MTU was the low bid @ $326,000 (budgeted @ $400,000).
    - This is a 1000 kw unit and will replace a 650 kw unit that will be moved to the Administration building.
  - Piping has been procured for the Thermophilic Digester heating system. Should be on-site by year-end
- Other General Management Items:
  - Upcoming Board Meeting: Nov. 19th at 3:30 pm and Dec. 17th at 12:30 pm (lunch meeting)

- Advertised on BonFire from 9/24/26 – 10/21/26
- Received four proposals; Bowen Collins and Associates, Climate & Waste Systems Advisory, Hansen, Allen & Luce, and Water Works Engineers
- Section Committee: Giles D., Stephen R., Trevor E., Dean A., Zack S.
- Based on scoring outlined in the RFP, the section committee is recommending contracting with Bowen Collins and Associates for an amount of $281,100.00

Mt. Olympus Improvement District
Wastewater Collection System Master Plan,
Impact Fee Facilities Plan, Impact Fee Analysis,
and Rate Study

		Reviewer 1				Reviewer 2				Reviewer 3				Reviewer 4				Reviewer 5			
Evaluation Category	**Possible Points**	**BCA**	**CWSA**	**HAL**	**WWE**	**BCA**	**CWSA**	**HAL**	**WWE**	**BCA**	**CWSA**	**HAL**	**WWE**	**BCA**	**CWSA**	**HAL**	**WWE**	**BCA**	**CWSA**	**HAL**	**WWE**
Section 1 - Professional Qualifications	15	15	7.5	13.5	13.5	15	12	15	15	15	6	15	15	15	13	15	15	15	12	15	15
Section 2 - Specialized Experience	15	13.5	10.5	10.5	13.5	15	9	10	12	15	7	15	15	15	10	13	15	15	9	12	12
Section 3 - Past Performance on Similar Projects	30	27	3	21	27	27	12	30	21	0	0	0	0	26	15	27	26	24	12	30	21
Section 4 - Local Office	10	10	1	10	10	10	0	10	9	9	0	10	8	10	0	10	9	10	3	10	9
Section 5 - Capacity to Accomplish the Work	10	5	5	5	4	10	5	10	7	10	6	10	8	10	5	6	6	10	6	10	8
Section 6 - Fee	20.00	20.00	12.17	16.14	11.38	20.00	12.17	16.14	11.38	20.00	12.17	16.14	11.38	20.00	12.17	16.14	11.38	20.00	12.17	16.14	11.38
Proposers Fees and Rates		$ 281,100.00	$ 462,000.00	$ 348,315.00	$ 493,940.00	$ 281,100.00	$ 462,000.00	$ 348,315.00	$ 493,940.00	$ 281,100.00	$ 462,000.00	$ 348,315.00	$ 493,940.00	$ 281,100.00	$ 462,000.00	$ 348,315.00	$ 493,940.00	$ 281,100.00	$ 462,000.00	$ 348,315.00	$ 493,940.00
Lowest Fees and Rates	$ 281,100.00																				
Hours		830	1682	1540	2041																
Average Cost / Hour		$ 338.67	$ 274.67	$ 226.18	$ 242.01																
TOTALS:	**100**	**90.50**	**39.17**	**76.14**	**79.38**	**97.00**	**50.17**	**91.14**	**75.38**	**69.00**	**31.17**	**66.14**	**57.38**	**96.00**	**55.17**	**87.14**	**82.38**	**94.00**	**54.17**	**93.14**	**76.38**

Scores:

BCA	89.30
CWSA	45.97
HAL	82.74
WWE	74.18

Difference between Lowest Fee

BCA	$ -
CWSA	$ 180,900.00
HAL	$ 67,215.00
WWE	$ 212,840.00

Scores are based on a rating of 1 - 10. That rating is converted to a score with the following equation for Sections 1 - 5: **(((Score/10)*Possible Points)/Number of Reviewers)**
The fee score is based on the following equation: **(((Lowest Fee/Prospers Fee)*Possible Points)/Number of Reviewers)**

Scores:

BCA	89.30
CWSA	45.97
HAL	82.74
WWE	74.18

Item 6
MOID Wastewater Collection System Master Plan, IFFP, IFA, and Rate Study

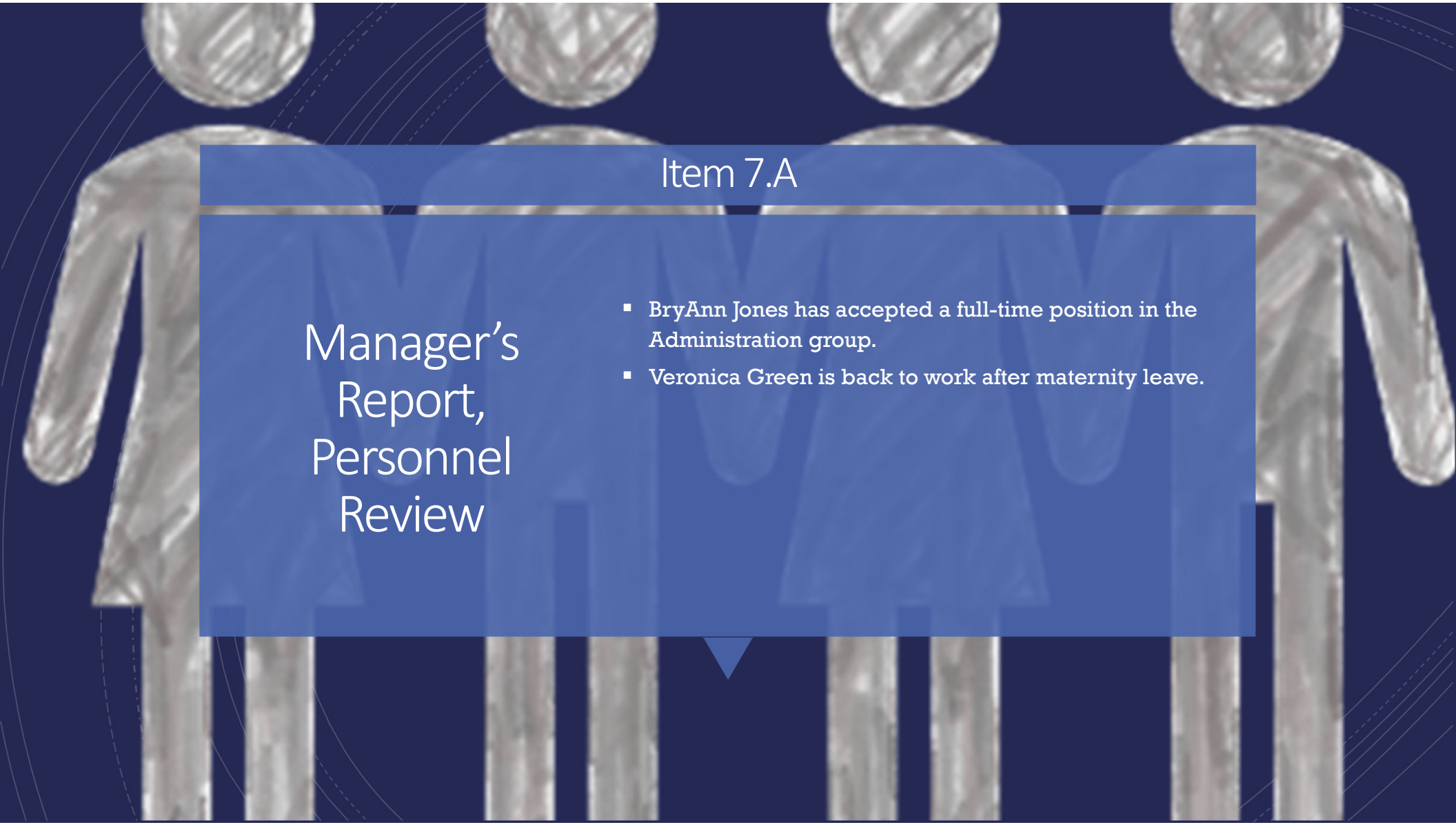

Item 7.A

Manager's Report, Personnel Review

- BryAnn Jones has accepted a full-time position in the Administration group.
- Veronica Green is back to work after maternity leave.

Item 7.B.1
Sewer Line from A27-23 to A27-22

- On Oct. 22nd, the cleaning crew got the nozzle stuck outside this section of pipe. Broke through the bottom of the pipe.
- This section is a siphon that dips under Spring Creek.
- 10" VCP installed in 1954.
- Cliff Johnson Excavation made the repair.
- No customers impacted; no spills into the storm drain system.

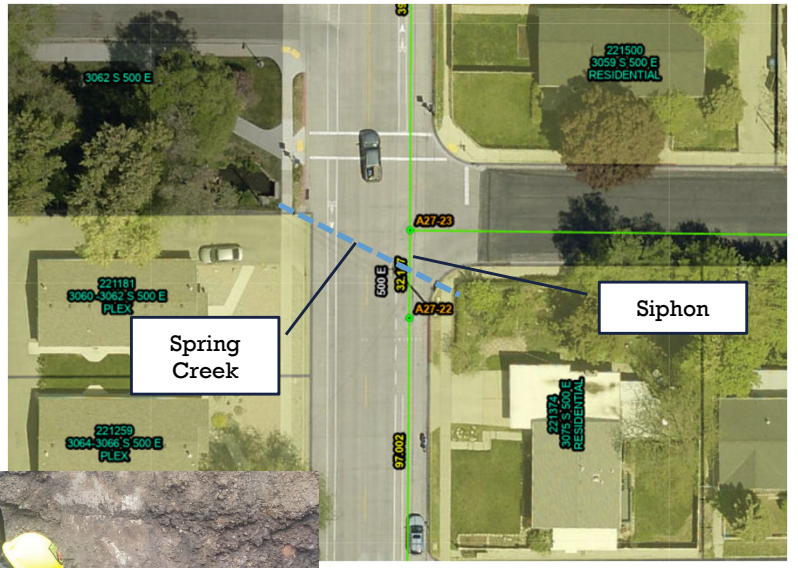

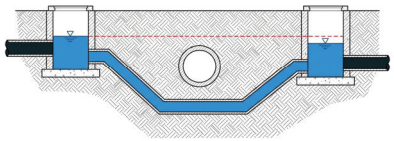

Diagram generated by Google Gemini, November 11, 2026, google.com.









Item 7.C

Capital Projects Update

TRUNKLINE A

- 60% Cost Estimate this week.
- Property Acquisition:
  - Property mediation meeting with the Russells on Oct 7th.
    - Has asked for a second property appraisal.
    - Next meeting on Nov. 7th. *(Postponed due to appraisal)*
  - Offer letter has been sent to Reiner.
- The Contractor has signed the contract.
- Project completion is currently scheduled for the end of the 1st quarter of 2028.



Item 8
State Privacy Awareness Training

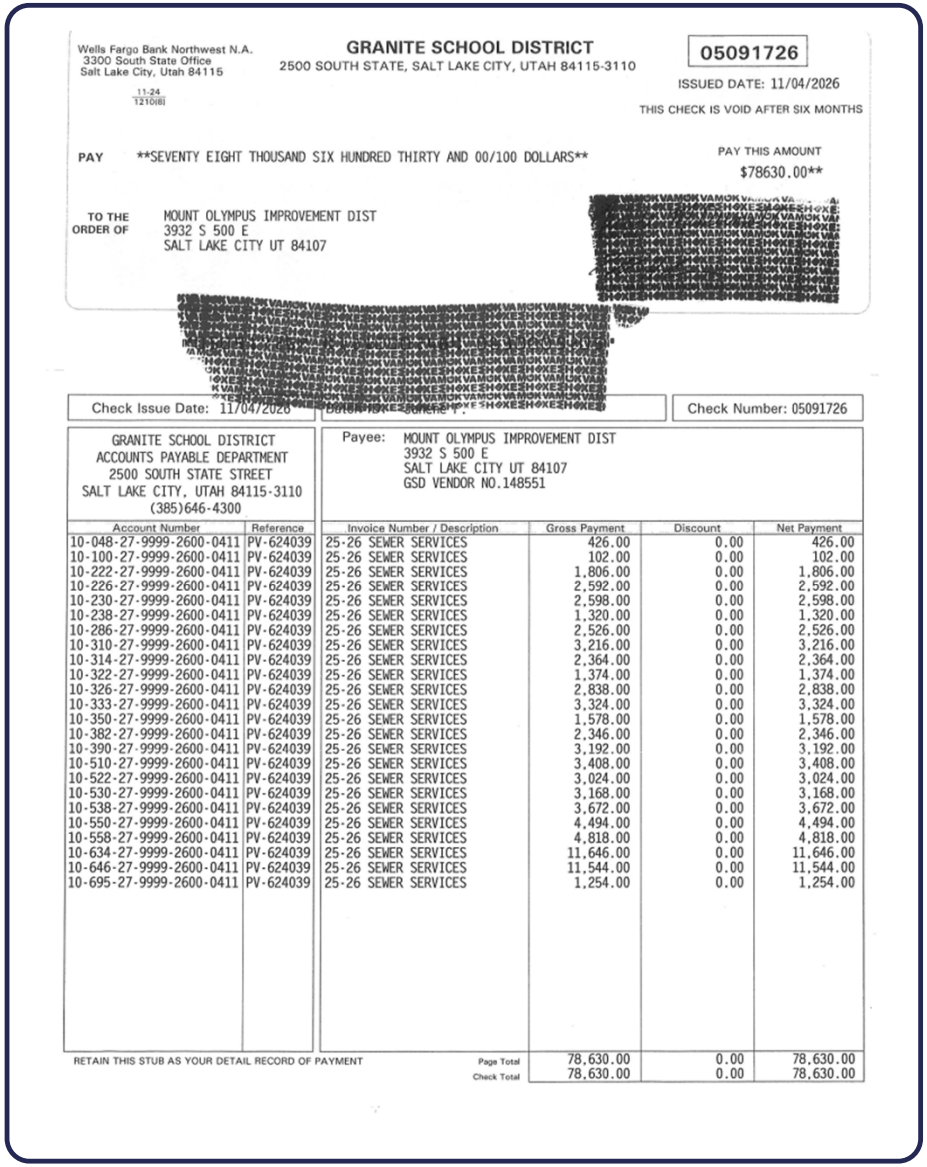

Wells Fargo Bank Northwest N.A.
3300 South State Office
Salt Lake City, Utah 84115

11-24
1210(8)

GRANITE SCHOOL DISTRICT
2500 SOUTH STATE, SALT LAKE CITY, UTAH 84115-3110

05091726

ISSUED DATE: 11/04/2026

THIS CHECK IS VOID AFTER SIX MONTHS

PAY **SEVENTY EIGHT THOUSAND SIX HUNDRED THIRTY AND 00/100 DOLLARS**

PAY THIS AMOUNT
$78630.00**

TO THE ORDER OF
MOUNT OLYMPUS IMPROVEMENT DIST
3932 S 500 E
SALT LAKE CITY UT 84107

Check Issue Date: 11/04/2026

Check Number: 05091726

GRANITE SCHOOL DISTRICT
ACCOUNTS PAYABLE DEPARTMENT
2500 SOUTH STATE STREET
SALT LAKE CITY, UTAH 84115-3110
(385)646-4300

Payee: MOUNT OLYMPUS IMPROVEMENT DIST
3932 S 500 E
SALT LAKE CITY UT 84107
GSD VENDOR NO.148551

Account Number	Reference	Invoice Number / Description	Gross Payment	Discount	Net Payment
10-048-27-9999-2600-0411	PV-624039	25-26 SEWER SERVICES	426.00	0.00	426.00
10-100-27-9999-2600-0411	PV-624039	25-26 SEWER SERVICES	102.00	0.00	102.00
10-222-27-9999-2600-0411	PV-624039	25-26 SEWER SERVICES	1,806.00	0.00	1,806.00
10-226-27-9999-2600-0411	PV-624039	25-26 SEWER SERVICES	2,592.00	0.00	2,592.00
10-230-27-9999-2600-0411	PV-624039	25-26 SEWER SERVICES	2,598.00	0.00	2,598.00
10-238-27-9999-2600-0411	PV-624039	25-26 SEWER SERVICES	1,320.00	0.00	1,320.00
10-286-27-9999-2600-0411	PV-624039	25-26 SEWER SERVICES	2,526.00	0.00	2,526.00
10-310-27-9999-2600-0411	PV-624039	25-26 SEWER SERVICES	3,216.00	0.00	3,216.00
10-314-27-9999-2600-0411	PV-624039	25-26 SEWER SERVICES	2,364.00	0.00	2,364.00
10-322-27-9999-2600-0411	PV-624039	25-26 SEWER SERVICES	1,374.00	0.00	1,374.00
10-326-27-9999-2600-0411	PV-624039	25-26 SEWER SERVICES	2,838.00	0.00	2,838.00
10-333-27-9999-2600-0411	PV-624039	25-26 SEWER SERVICES	3,324.00	0.00	3,324.00
10-350-27-9999-2600-0411	PV-624039	25-26 SEWER SERVICES	1,578.00	0.00	1,578.00
10-382-27-9999-2600-0411	PV-624039	25-26 SEWER SERVICES	2,346.00	0.00	2,346.00
10-390-27-9999-2600-0411	PV-624039	25-26 SEWER SERVICES	3,192.00	0.00	3,192.00
10-510-27-9999-2600-0411	PV-624039	25-26 SEWER SERVICES	3,408.00	0.00	3,408.00
10-522-27-9999-2600-0411	PV-624039	25-26 SEWER SERVICES	3,024.00	0.00	3,024.00
10-530-27-9999-2600-0411	PV-624039	25-26 SEWER SERVICES	3,168.00	0.00	3,168.00
10-538-27-9999-2600-0411	PV-624039	25-26 SEWER SERVICES	3,672.00	0.00	3,672.00
10-550-27-9999-2600-0411	PV-624039	25-26 SEWER SERVICES	4,494.00	0.00	4,494.00
10-558-27-9999-2600-0411	PV-624039	25-26 SEWER SERVICES	4,818.00	0.00	4,818.00
10-634-27-9999-2600-0411	PV-624039	25-26 SEWER SERVICES	11,646.00	0.00	11,646.00
10-646-27-9999-2600-0411	PV-624039	25-26 SEWER SERVICES	11,544.00	0.00	11,544.00
10-695-27-9999-2600-0411	PV-624039	25-26 SEWER SERVICES	1,254.00	0.00	1,254.00
		Page Total	78,630.00	0.00	78,630.00
		Check Total	78,630.00	0.00	78,630.00

RETAIN THIS STUB AS YOUR DETAIL RECORD OF PAYMENT

Item 9.D

Granite School District Sewer Fees

- Paid in full - $78,630.00

Public Budget & Fee Increase Hearing

November 17, 2026 @ 6:00 p.m.
Mt. Olympus Improvement District Office
3932 S 500 E
Salt Lake City, UT 84107

Item 11.A
MTOID Financial Model & Explanation of Need for Proposed Fee Increase

MOID Financial Model – Without Increases

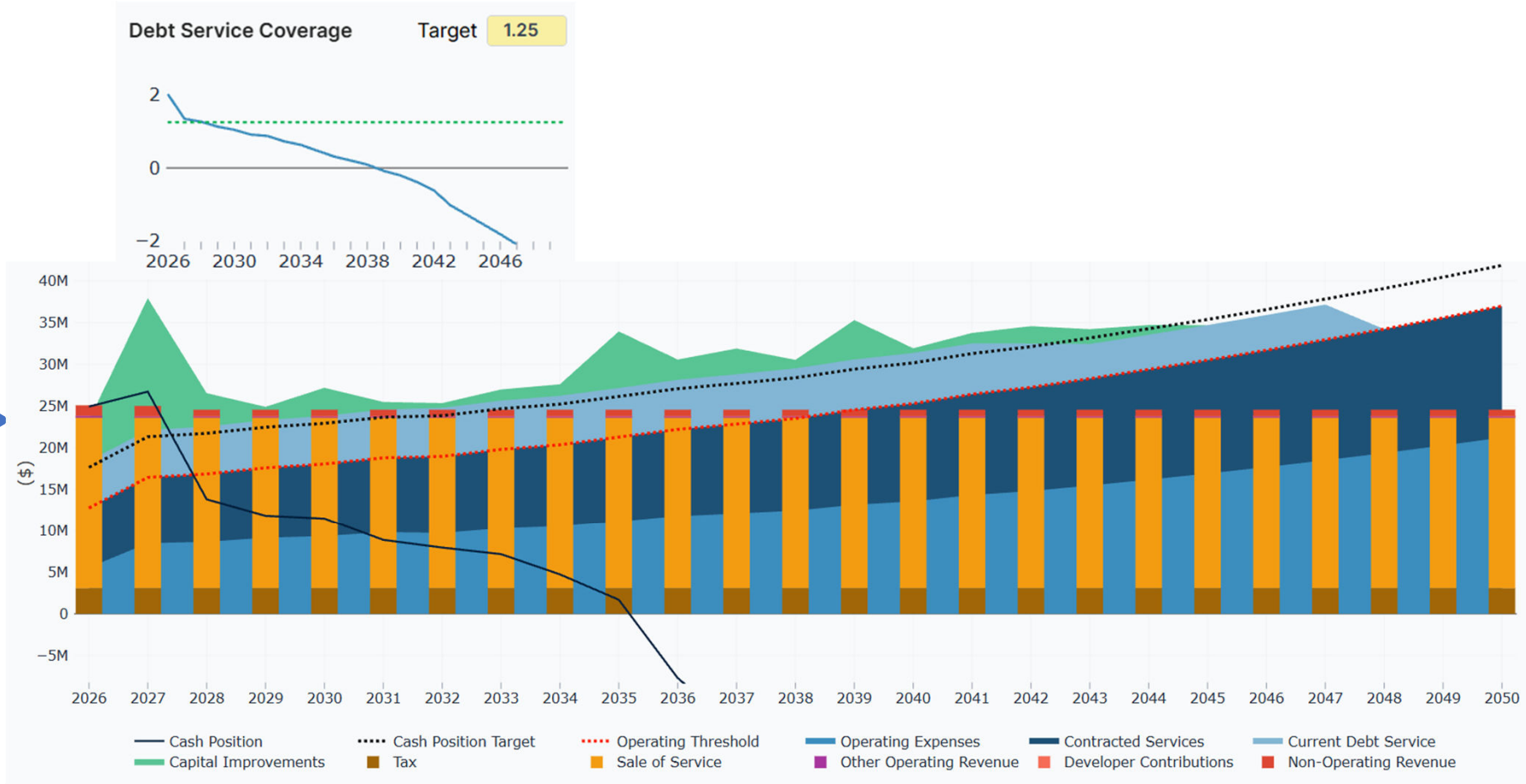

Item 11.A
MTOID Financial Model & Explanation of Need for Proposed Fee Increase

MOID Financial Model – With $2.00 per RE Increase in 2027

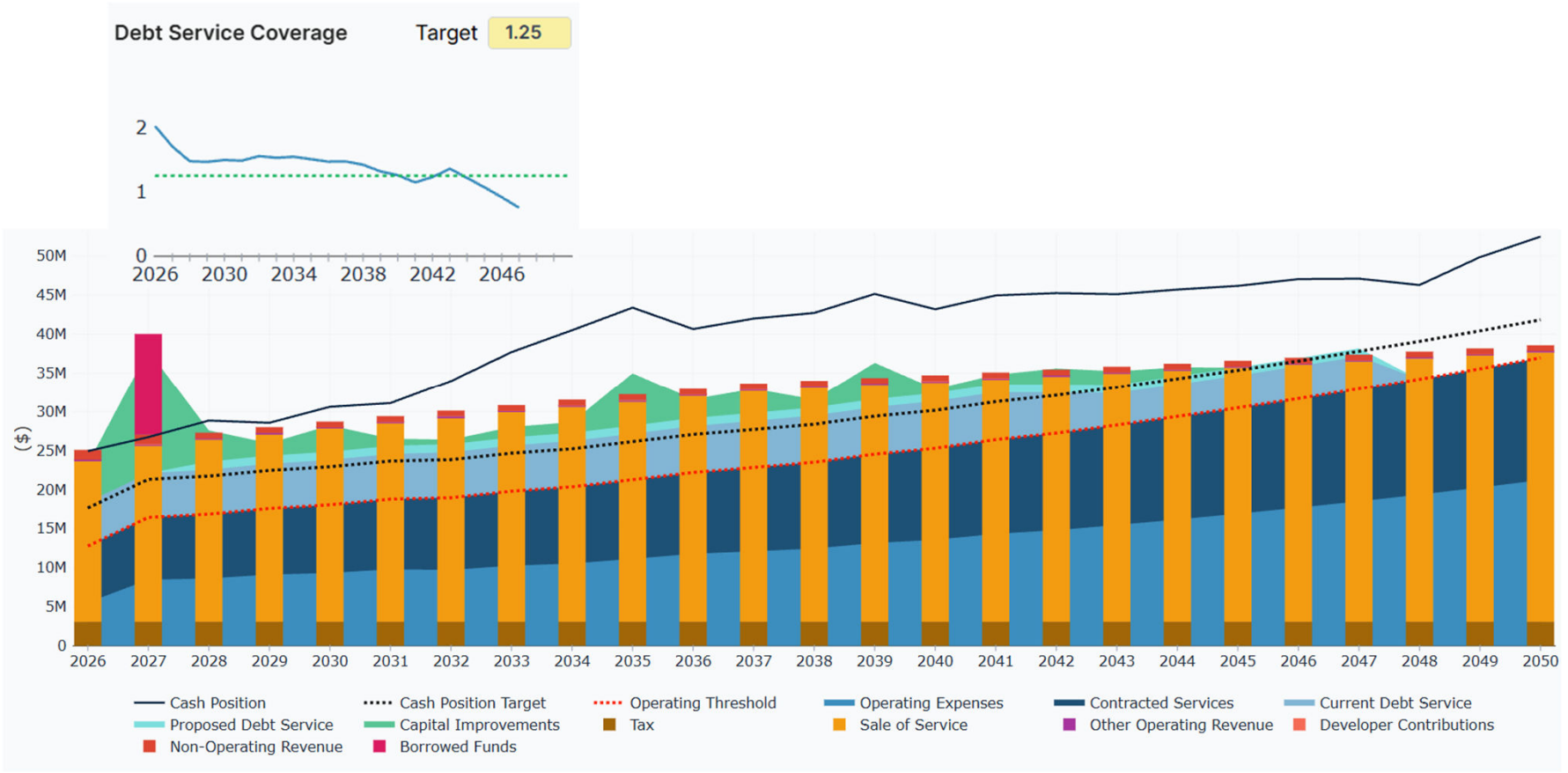

Item 11.B

Proposed Fee Increase

- Proposed rate increase of $2.00 per RE (residential equivalent).
- Rate increases from $30.00 to $32.00 per month.
- Annual rate increase is $24.00 ($2.00 x 12 months)
- MOID bills customers for 2 months at a time (6 billings annually)
- Drivers:
  - CVWRF – 7.67% increase in O&M.
  - $22.5 million for Trunkline A redundancy project.
  - Equipment replacement (CCTV Van).
  - Inflation pressures for O&M.
- Necessary to maintain the Debt Service Ratio (Reserves) for a bond in 2027 for a portion of the Trunkline A redundancy project.
- Using $5 million of reserves in 2027 with the proposed rate increase.

CURRENT ENTITY RATES (2026)

(Numbers are based on the best available information)

Entity Name	Tax Rate	House Value	Annual Tax Rev. (55%)	Monthly Equ.Rate	User Charge	Total Rate Monthly
Taylorsville-Bennion I.D.	0.000073	$500,000.00	$20.08	$1.67	$44.14	$45.81
Granger-Hunter I.D.	0.000464	$466,400.00	$119.03	$9.92	$42.81	$52.73
Murray City	-	-	-	-	$65.72	$65.72
Kearns I.D.	0.000402	$434,250.00	$96.01	$8.00	$58.59	$66.59
Cottonwood I.D.	0.000278	$737,000.00	$112.69	$9.39	$24.00	$33.39
Mt. Olympus I.D. (2026)	0.000159	$742,184.30	$64.90	$5.41	$30.00	$35.41
Mt. Olympus I.D. (2027)	0.000159	$742,184.30	$64.90	$5.41	$32.00	$37.41
South Salt Lake City	-	-	-	-	$70.00	$70.00
					Entity (CV) Average	***$53.09***

Item 11.B
Explanation of Need for Proposed Fee Increase

Trunkline A Redundancy Project

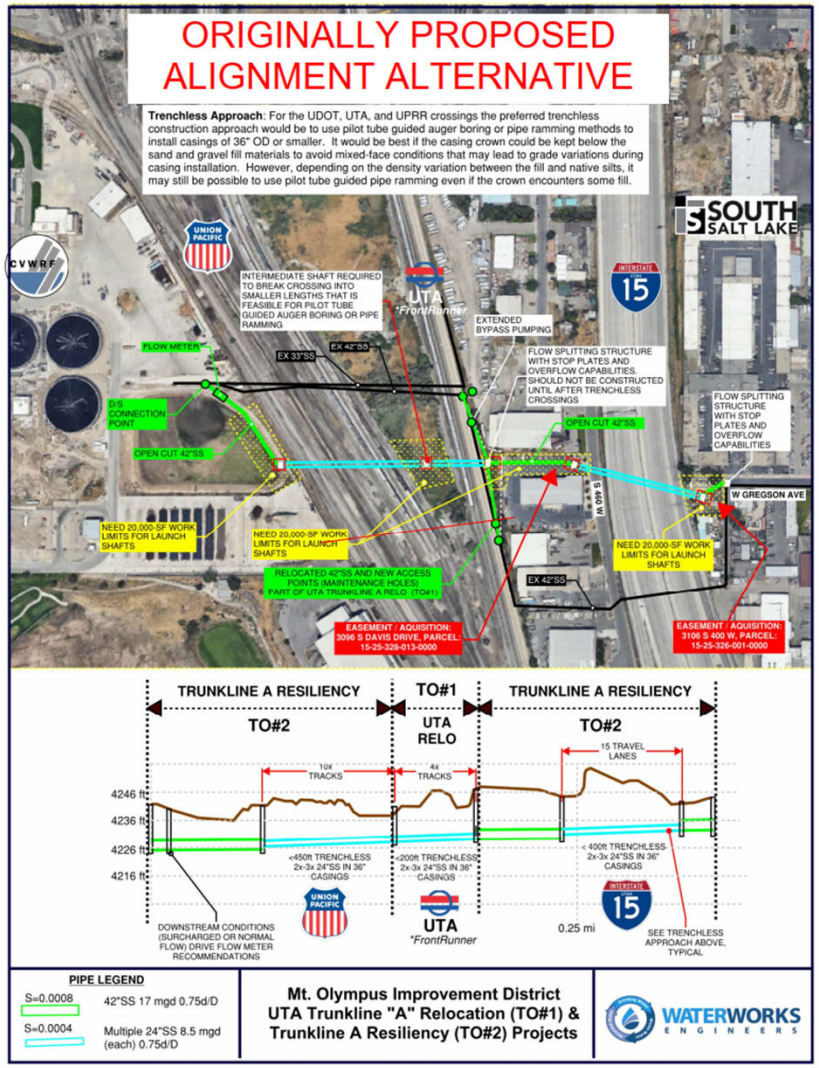

- Major CIP project for the District
- Issues:
  - Current Operation: Single Trunkline A under I-15 and the railroad tracks
  - Drains 40 – 50% of the District
  - Currently flowing at 6 – 8 mgd
  - No redundancy
  - Installed in the early 60's
  - Can't clean or inspect the line

MT OLYMPUS IMPROVEMENT DISTRICT

Consolidated Rates and Fees Schedule for 2027

The following rates are proposed
Fees in "GREEN" have increased. New fees are in "RED"

Sewage Collection Fee	2024	2025	2026	2027
Current Residential (RE) Rate per Month	$ 25.00	$ 27.00	$ 30.00	$ 32.00

Engineering Fees	2024	2025	2026	2026
Planning Review Fee Single Family Residence	$ -	$ -	$ 100.00	$ 100.00
Planning Review Fee All Others (Commercial, Industrial, Multi-family)	$ -	$ -	$ 250.00	$ 250.00
Engineering Fee	3%+$100	3%+$100	3%+$100	4%+$100
Inspection Fee	$ 50.00	$ 50.00	$ 50.00	$ 75.00
Nose-On Connection	$ 250.00	$ 250.00	$ 350.00	$ 450.00
New Connection	$ 758.00	$ 758.00	$ 758.00	$ 758.00
Property with additional Living Unit (ADU, Guest home, etc.)	$ -	$ -	+1 RE& 1 Cap Fee	+1 RE & 1 Cap Fee
Blue Stakes Truck & Driver (hourly) *	$ 110.00	$ 110.00	$ 110.00	$ 110.00
Inspection Truck & Driver (hourly) *	$ 150.00	$ 150.00	$ 150.00	$ 150.00
Engineer Truck & Driver (hourly) *	$ 165.00	$ 165.00	$ 165.00	$ 165.00

** Overtime / After-hours rates will be charged at 1.5 times the listed rate.*

Lines Cleaning & Repair Fees	2024	2025	2026	2027
Jet Rodder Truck & 2 Men (hourly)	$ 160.00	$ 160.00	$ 160.00	$ 165.00
TV Van and 2 Men (+1.75/ft) (hourly)	$ 165.00	$ 165.00	$ 165.00	$ 170.00
Vacuum Truck & 2 Men (hourly)	$ 170.00	$ 170.00	$ 170.00	$ 175.00
Rodder Truck & 2 Men (hourly)	$ 150.00	$ 150.00	$ 150.00	$ 155.00
Operations Supervisor & Truck (hourly)	$ 145.00	$ 145.00	$ 145.00	$ 150.00
Dump Truck & Operator (hourly)	$ 120.00	$ 120.00	$ 120.00	$ 125.00
Operations Manager & Pickup (hourly)	$ 165.00	$ 165.00	$ 165.00	$ 170.00
Water Truck & Operator (hourly)	$ 125.00	$ 125.00	$ 125.00	$ 130.00
Flat Bed Crane Truck & 2 Operators (hourly)	$ 150.00	$ 150.00	$ 150.00	$ 155.00
Permaliner Trailer and 2 Operators (hourly)	$ 150.00	$ 150.00	$ 150.00	$ 155.00
Trash Pumps (hourly)	$ 50.00	$ 50.00	$ 50.00	$ 55.00

Overtime / After-hours rates will be charged at 1.5 times the listed rates listed above.

Administration Fees	2024	2025	2026	2027
Refund Request Fee	$ -	$ -	$ 20.00	$ 20.00
Return Check Fee	$ 20.00	$ 20.00	$ 20.00	$ 20.00
Statement Fee	$ -	$ -	$ -	$ -
Grama Request Copies	$ 0.15	$ 0.15	$ 0.15	$ 0.20
Parcel Address Change Fee	$ -	$ -	$ -	$ 100.00

Item 11.C Proposed Fees & Charges for 2027

- Items in **GREEN** are the proposed changes for 2027
- New for 2027:
  - Parcel Address Change Fee

Item 11.D

2027 Proposed Budget

2027 Tentative Budget – Breakdown		
	Amount	Percentage of Total
Mt. Olympus I. D. (Collections)	$20,451,731.00	54.50%
CVWCD (Treatment)	$17,074,707.00	45.5%
Total Budget for 2027	**$37,526,438.00**	**100%**

What Is The Money Used For?

Mt. Olympus Improvement District

- Population Served:
  - 165,300
  - 58,432 connections
- 375 miles of pipe
- 8,000+ manholes
- Total flow for 2026:
  - 4,700,591,679 gals
- Estimated value of the collection system:
  - $434,718,400

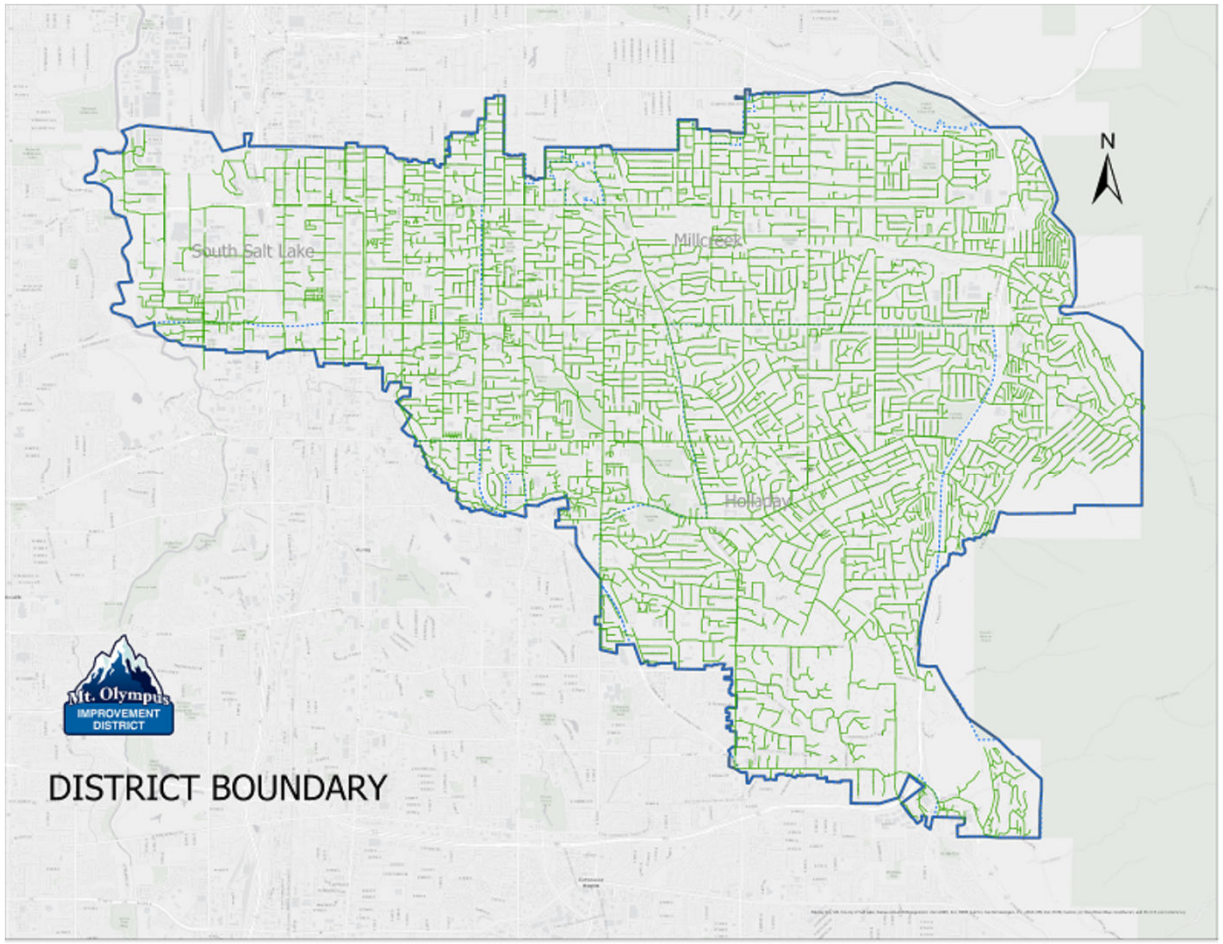

Central Valley Water Reclamation Facility

- Owned by seven entities
- 2027 Budget:
  - $98,856,818.00
- Costs are paid by the seven entities based on flows and the strength of the pollution in the wastewater from each entity.



Revenues

*	Increase Sewer Fees from $21,020,400 to $22,624,128 Note: Due to a Rate increase of $2 per month per RE associated with I-15 Redundancy Project	$ 1,603,728.00
*	Increase in Taxes from $3,309,654 to $3,311,329 Note: Equal to 2026 Taxes plus growth.	$ 1,675.00
*	Decrease Planning Review Fees from $28,000 to $21,000 Note: Adjust newly created fee based on expected volume	$ (7,000.00)
*	Increase Inspection Fees from $19,500 to $20,000 Note: More in line with the number of Inspections in 2026 plus fee increase	$ 500.00
*	Increase Nose on Feees from $9,000 to $15,000 Note: In line with 2026 projects and fee increase for 2027	$ 500.00
*	Increase Other Inc(refunds, parcel address changes,misc) from $4,820 to $2,960 Note: New parcel address change fee for 2027	$ (1,860.00)
	Revenues	**$ 1,597,543**

Capital

*	Replace 2 aging/high mile F150's with 2 Toyota Tundra pickups Note: Replace 2019 F150 (4654) and 2021 F150 (4153) with 2 Toyota Tundra pickups using the State of Utah Contract	$ 81,000.00
*	Replace 2014 F350 TV Van Note: Replace aged 2014 TV Van with a 2027 F450 TV Van	$ 859,992.00
*	Purchase Capital Equipment for Lines Dept Note: Pipe Floor Scrubber, Reid Porta Gantry, Vaughan Pump Overhaul kit, Gate	$ 45,200.00
*	I-15 Redundancy Project Engineering, Design and Construction of 60" pipe under I-15, Union Pacific, Utah	$ 11,749,180.00
*	Replace Bldg C Roof Replace roof in office building due to leaks. State Contract bid of $61,738 plus contingency	$ 69,764.00
		$ 12,805,136.00

Expenses

*	Increase in Wage: 3.4% COLA Increase and possible Merit of 0% to 2% Note: SSA COLA for 2027 is 3.6% with the District using the DLS Western percentage of 3.4%, with 15 FTE's in the Step System and 1 new position moved Admin.	$ 206,482.00
*	Increase in Benefits: Net Benefit increase is 5.81% Note: PEHP Renewal is 6.4% for 2027. When combining Medical, Dental, Vision, Life Insurance, and adding the employee participation, Net percentage is 5.8%	$ 86,137.00
*	Increase in Lines Safety Budget from $9,910 to $16,310 Note: purchase confined space retrevial system	$ 6,400.00
*	Decrease Lines Vehicle budgets Note:Even though fuel costs are up for 2027, Net vehicle maintenance and cleaning nozzles are down	$ (1,471.00)
*	Increase IT Budget: Software & Equipment Note: Annual software maintenance agreements for POSM and ESRI have increased, along with the cost toreplace the Web Server	$ 12,732.00
*	Increase CVWRF Budget from $8,204,768 to $8,862,414 Note: Costs associated with the new plant operations, maintanance and added staffing have increase by 7.6%, with fuel being a major contributor in costs.	$ 657,646.00
*	Increase Administration Budget from $2,417,470 to $2,980,922 Note: Legal fees, election costs, tranfer of 1 FTE and professional services associated with Capital Facilities Plan & Studies	$ 563,453.00
		$ 1,531,379.00

*** Additions (Reductions) to Reserves: (Bonding for $13m of I-15 project) $ 2,507,079.00

Item 11.D
2027 Proposed Budget - Highlights



Public Comment