



Mt. Olympus Improvement District

MT. OLYMPUS IMPROVEMENT DISTRICT BOARD MEETING

AMENDED AGENDA

TUESDAY, MAY 19, 2026
ADMINISTRATION BUILDING BOARD ROOM
3:00 P.M.



1. Welcome and Introductions
2. Public Comments / Questions
3. Minutes of Board Meeting – April 21, 2026
4. Financial Information
 - A. Review Mt. Olympus Payables and Disbursements
 - B. Review Central Valley Invoice
 - C. Review Financial Report
 - D. Water Rates
5. Presentation of MOID Investments by Mr. Scott Burnett of Raymond James
6. Presentation of Liability Insurance from ULGT by Curtis Tonks
7. Presentation of Audit Report for the Year Ended December 31, 2025, by Keddington & Christensen, Certified Public Accountants & Possible Adoption of the Audit Report
8. Central Valley Report – Ami Neff
 - A. Entity Managers Meeting Report
9. Discussion and Possible Approval of Combo Jet Truck Purchase in 2026
10. Manager's Report
 - A. Personnel Review
 - B. Operations Report
 - C. WEFTEC 2026
11. Update by Board Chair Regarding Personnel Expectations and District Work Hours
12. Closed Session for a Strategy Session to Discuss the Purchase, Exchange, or Lease of Real Property and to Discuss the Character, Professional Competence, or Physical or Mental Health of an Individual
13. Possible Motion to Proceed with Negotiations for Future Sewer Easements
14. Information Items (No Action Required)
 - A. District Activity Reports
 - B. Central Valley Flow & Load Report
 - C. Utah Public Treasurer's Pool Yield

IN COMPLIANCE WITH THE AMERICANS WITH DISABILITIES ACT, INDIVIDUALS NEEDING SPECIAL ACCOMMODATIONS (INCLUDING AUXILIARY COMMUNICATIVE AIDS AND SERVICES) DURING THIS MEETING SHOULD NOTIFY GILES E. DEMKE, GENERAL MANAGER, AT LEAST 24 HOURS PRIOR TO THE MEETING.



Mt. Olympus Improvement District

MT. OLYMPUS IMPROVEMENT DISTRICT BOARD MEETING MINUTES

TUESDAY, APRIL 21, 2026
ADMINISTRATION BUILDING BOARD ROOM
3:00 P.M.

SUMMARY

1. Welcome and Introductions
2. Public Comments / Questions
3. Recognition of District Employee for a WEAU Award
4. Minutes of Board Meeting – March 17, 2026
5. Financial Information
 - A. Review Mt. Olympus Payables and Disbursements
 - B. Review Central Valley Invoice
 - C. Review Financial Report
 - D. Purchase of 2 Light-Duty Trucks
 - E. Generator Purchase for CCTV Van
6. Central Valley Report – Ami Neff
 - A. Entity Managers Meeting Report
7. Discussion and Possible Approval of URS Tier 1 and Tier 2 2026-2027 Rates
8. Discussion and Possible Approval of the Amended MTOID Administration Policy Manual
9. Discussion and Possible Approval of Combination Jetter Truck Purchase
10. Manager's Report
 - A. Personnel Review
 - B. Operations Report
 - i. Manhole Incident on Highland Drive
 - ii. Point Repair Demonstration
 - iii. Millcreek Hotel – Flow Study
 - C. Conference Reports: WEF Utility Management Conference, UGFOA Conference, WEAU Annual Conference
 - D. Capital Projects
 - i. Building A Remodel, Trunkline A Project, Property Fencing
 - ii. RFP for Wastewater Collection System Master Plan, Impact Fee Facilities Plan, and Rate Study
 - iii. 2026 Lining Project & 2026 Replacement Project
11. Possible Closed Session to Discuss the Character, Professional Competence, or Physical or Mental Health of an Individual (Detailed Minutes are not Required)
12. Information Items (No Action Required)
 - A. District Activity Reports
 - B. Central Valley Flow & Load Report
 - C. Utah Public Treasurer's Pool Yield

PRESENT:

Ami Neff, Board Chair
Michele Rivera, Trustee
Sean McKelvie, Trustee
Giles E. Demke, General Manager
Stephen Rohwer, Assistant General Manager/CFO
Trevor Eppich, Controller
Dean Ayala, District Engineer
Zack Stevens, Lines Superintendent
Tammy Gonzales, Executive Secretary/District Clerk
Kevin Thomas, District Lines Crew

GUESTS:

No guests were present

PRESIDING:

Ami Neff, Board Chair

1. **Welcome and Introductions:**

Welcome and introduction were done. No members of the public were in attendance.

2. **Public Comments / Questions:**

There were no comments or questions from the public.

3. **Recognition of District Employee for a WEAU Award:**

GM Demke acknowledged an award presented to a District Employee at the WEAU Conference. Kevin Thomas was awarded the WEAU Outstanding Collections Operator Over 5 MGD.

4. **Minutes of Board Meeting – March 17, 2026:**

Motion to approve the March 17, 2026, Board Meeting minutes, as written, was made by Trustee Rivera and seconded by Trustee McKelvie. The motion was approved by unanimous vote.

Votes: Michele Rivera – yes
Sean McKelvie – yes
Ami Neff – yes

5. **Financial Information:**

A. **Review Mt. Olympus Payables and Disbursements:**

Assistant GM Rohwer discussed the March cash distribution reports and addressed the check register in detail. The listed categories and payables are very consistent from month to month.

After review and discussion, a motion to approve the Mt. Olympus Payables and Disbursements was made by Trustee McKelvie and seconded by Trustee Rivera. The motion was approved by unanimous vote.

Votes: Michele Rivera – yes
Sean McKelvie – yes
Ami Neff – yes

B. **Review Central Valley (CV) Invoice:**

Assistant GM Rohwer gave a breakdown of the CV Invoice.

After review and discussion, a motion to approve the Central Valley Invoice for \$1,121,943.59 was made by Trustee McKelvie and seconded by Trustee Rivera. The motion was approved by unanimous vote.

Votes: Michele Rivera – yes
Sean McKelvie – yes
Ami Neff – yes

C. **Review Financial Report:**

Assistant GM Rohwer stated that at the end of March, the District had \$25.7m in reserves, which is an increase of \$895k from the prior period. Current assets increased by \$940k in cash and receivables. The District's current liabilities increased by \$486k due to unearned sewer fees. Operational revenues were at 21.7% of the targeted 25%. Operational expenses are at 18.1% of the targeted 25%. O & M revenues exceeded expenses by \$2.7m for the year. A breakdown of the financial summary was shown, and graphs were provided for Board review.

After review and discussion, the Financial Report was accepted for filing by the Board Members.

D. Purchase of 2 Light-Duty Trucks:

- Replacing:
 - 4658 - 2018 Ford F150, 8 yrs old w/60k+ miles
 - 4655 - 2021 Ford F150, 5 yrs old w/70k+ miles
- Purchasing two Toyota Tundras:
 - Cost is \$4,000 less per truck than a Ford F150
 - Resale value is as good or better than a Ford
- These are included in the 2026 budget at \$58,000 each

E. Generator Purchase for CCTV Van:

The existing generator has 11927.7 operating hours, and our mechanic has found metal shavings in the engine oil. The generator is overheating and shutting down throughout the day. The generator provides power for the cameras and computer system on the CCTV Van. Without the generator, the CCTV van cannot be used for pipeline inspections. The cost to purchase a new generator is \$5,461.29 (not budgeted). GM Demke asked for board approval to purchase a new generator as the CCTV van is not scheduled to be replaced until 2027. The board voted unanimously to approve the purchase.

Votes: Michele Rivera – yes
Sean McKelvie – yes
Ami Neff – yes

6. Central Valley (CV) Report – Trustee Neff:

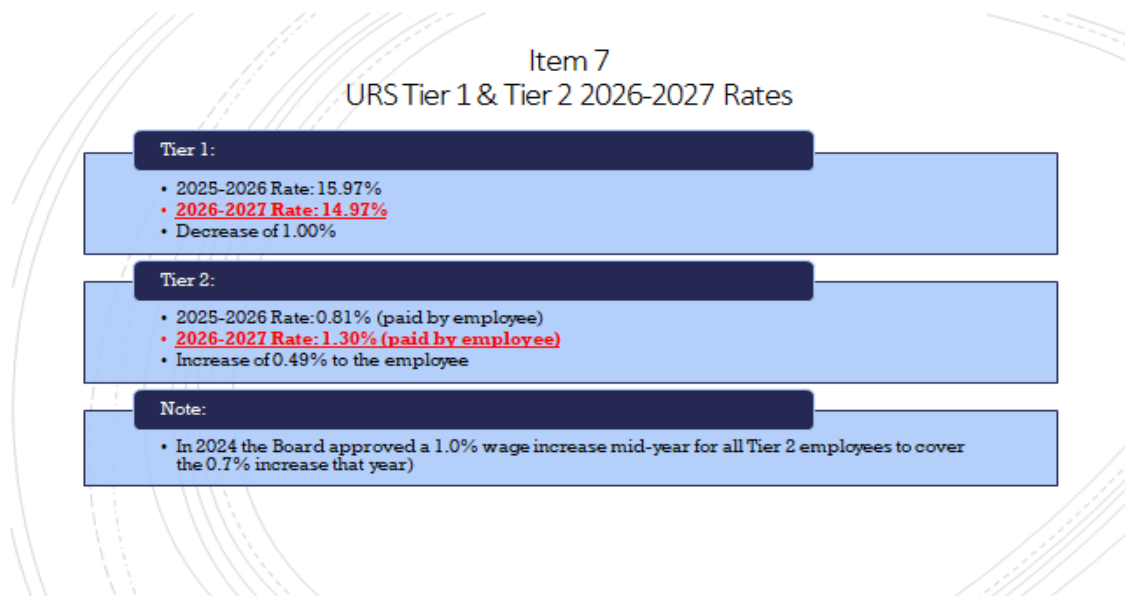
- **Operations Report** – CV is having different people from the facility give reports. This month it was Sharon Burton, who's the Operations Superintendent. She has been with CV for 33 years. She spoke about the operation that runs 24/7, 365 days a year. The facility runs three shifts each day so that place is always manned. She spoke about what she did and the employees and how they covered what they needed to do. It is amazing.
- **Audit Report** – Steve Rowley with Kennington and Christensen, the auditors, stated that CV's audit came out clean.
- **DWQ Report** – CV had a meeting with Candace from DWQ and they talked about PFOAs, PFAS and PFOS (forever chemicals). They talked about the rules for land application and that CV and DWQ agreed that they wanted terms that were reasonable. WFWQC will present draft Biosolids rules to DWQ in April. These proposed rules are modeled after rules from Michigan and Maryland.
- **Dewatering / Capital Projects** – CV needs to line a pipe on 45th South. It's a 42-inch pipe in Murray. Also, a 16-inch diameter force main in South Salt Lake that needs rehabilitation. These two pipes are owned by CV. Three manholes need refurbishing or replacement at 5th West, 45th South, and 33rd and 9th West.

A. Entity Managers Meeting Report – GM Demke:

- **Finance and Policies:**
 - o Bond trust account earnings & monthly billing
 - o Member Entity rate adjustment
 - o Septage hauler rate adjustment
 - o Tempo Rd.
 - May need to conduct a geotechnical investigation on the site

- \$50,000 to \$60,000
- CVWRF Management has offered to do a presentation of CVWRF at entity board meetings
- **Regulatory:**
 - WFWQC met with Ben Winslow – Fox 13 News
 - Biosolids
 - Risk and potential cost of new regulation (PFAS/nutrients)
 - Rate Increases, 10/2025 study
 - Value of wastewater to GSL ecosystem
 - Proposed PFAS Rule – to be presented at 4/22 WQ board meeting
 - Thanks to DEQ/DWQ for new Utah Lake nutrient criteria and lake restoration program. Need to evaluate \$500 million in improvements
- **Project Updates/Asset Management:**
 - The steel of digester cover no. 5 has arrived on-site. Erection of the cover will start on 4/13/2026.
 - Design Projects Update:
 - Clarifier Coating – Bid to Board in April (4 bids)
 - Clarifier Stainless Steel Purchase to Board in April
 - Site Restoration – Bid to Board in April

7. **Discussion and Possible Approval of URS Tier 1 and Tier 2 2026-2027 Rates:**



As shown in the figure above, the 2026-2027 Tier 1 URS rate decreased by 1.00%, and the 2026-2027 Tier 2 URS rate increased by 0.49%. This means that the Tier 2 employees must pay 1.30% of the retirement amount out of their paychecks. Utah state law prohibits the employer from covering this cost.

After review and discussion, a motion to approve the 2026 – 2027 URS Tier 1 and Tier 2 rates was made by Trustee Rivera and seconded by Trustee McKelvie. The motion was approved by unanimous vote.

Votes: Michele Rivera – yes
Sean McKelvie – yes
Ami Neff – yes

8. Discussion and Possible Approval of the Amended MTOID Administration Policy Manual:

GM Demke presented to the Board changes to the Amended MTOID Administration Policy Manual. These changes are reflected in Chapter 5 – Fiscal Procedures and are based on comments received from the auditor. The new language has been reviewed by District Counsel.

We have added language to strengthen how cash receipting and deposits are handled.

After review and discussion, a motion to approve the Amended MTOID Administration Policy with the suggested changes was made by Trustee McKelvie and seconded by Trustee Rivera. The motion was approved by unanimous vote.

Votes: Michele Rivera – yes
Sean McKelvie – yes
Ami Neff – yes

9. Discussion and Possible Approval of Combination Jetter Truck Purchase:

- Scheduled to replace the 2021 VacCon Recycler in 2027
- Replacement Truck:
 - Kaiser Premier AquaStar Water Recycler.
 - 2027 will see an increase due to new emissions systems that are federally required.
 - These new systems have not been proven on vehicles used for stop-and-go service.
 - Kaiser will not give a firm price for a truck ordered in 2026 and delivered in 2027.
 - Cost \$827,841 if purchased in 2026.

The board was presented with a request to move the purchase of the new recycler comb sewer cleaning truck from 2027 to 2026 for the following reasons:

- In 2027, new federal emission standards will be implemented for heavy-duty trucks. These systems have not been proven on vehicles used for stop-and-go service and will incur an additional cost.
- The District would prefer a 2026 chassis with proven emission systems.
- Based on site demos and ease of use, the District has a preference for the Kaiser Premier AquaStar Water Recycler.
- Kaiser will not give a firm price for a truck ordered in 2026 and delivered in 2027.
- Cost \$827,841 if purchased in 2026.

The board asked about costs and if we are going to also purchase the CCTV van that is currently in the budget. GM Demke stated that he is considering moving the CCTV van purchase to 2027 to help with cash flow. Based on the discussion, GM Demke will present the updated numbers in the May board meeting. No decision was made at this time.

10. Manager's Report:

A. Personnel Review:

GM Demke reported that we have three employees with anniversary dates in April.

- Michael Cox – 4/6/98 – 28 years
- Kevin Thomas – 4/30/12 – 14 years
- Lance Titmus – 4/17/18 – 8 years

The District is currently down four FTEs in the lines department.

- Positions have been posted
- Interviewed 4 people
- Offered positions to 3 people
- 2 have accepted the offer. Starting April 27th and May 4th

B. Operations Report:

i) Manhole Incident on Highland Drive:

The District received a call on 3/18/26 @ 3:16 pm about a missing manhole lid. Jaydon responded and did not find any missing lids at the address given. (4500 S. Highland Dr.). The wrong address was given to the District. An hour later, another call came in for a missing lid. (4650 S. Highland Dr.) Jaydon responded again, and the police had the lane blocked, and the lid was found 100 ft north of the manhole. The officer indicated that he had replaced the same lid earlier and left the scene.

Two vehicles were damaged when another vehicle ran over the manhole and popped the cover off, and it struck two other vehicles. The information has been forwarded to the insurance company.

As a precaution, we replaced the manhole frame and cover the next day.

ii) Point Repair Demonstration:

On April 8th, Raugh was onsite to demonstrate their “point repair” system. A pipe was repaired at 3714 E Barbara Way. It is estimated that this point repair saved the District approximately \$7,000 as the line does not need to be lined.

- Point Repair Demonstration – 3714 E. Barbara Way
- 85’ up from downstream MH.
- Repair completed w/ the line flowing.
- No interruption of service.
- \$10,500 to line the pipe.
- \$2,850 for the point repair.

Item 10.B.ii
Operations Report – Point Repair Demo

iii) Millcreek Hotel – Flow Study:

Millcreek City has indicated that a hotel is being planned for Millcreek Commons (approximately 3200 South and Highland Drive). We have concerns with capacity in the sewer main located on 3205 South. Due to these concerns and wanting to get ahead of and assist the architect in developing a sewer plan that will work, GM Demke has requested a price from Hansen, Allena & Luce (HAL) to review the sewer model and provide a report to the District on available capacities.

The cost is approximately \$7,000. There are funds available in the Outside Professional Services account.

The board supported moving forward the flow study. No motion was needed as this was an informational item, and the funds are included in the current budget.

C. Conference Reports: WEF Utility Management Conference, UGFOA Conference, WEAU Annual Conference:

- WEF Utility Management Conference – March 24 – 27, 2026, Charlotte, N.C.
 ✓ Attended: G. Demke, S. Rohwer, Z. Stevens
- UGFOA – March 31 – April 2, 2026, St. George, UT
 ✓ Attended: S. Rohwer, T. Eppich
- WEAU Annual Conference – April 14 – 17, 2026, St. George, UT
 ✓ Attended: A. Neff, G. Demke, Z. Stevens, D. Ayala, K. Thomas, T. Etulain

D. Capital Projects:

i) Building A Remodel, Trunkline A Project, Property Fencing:

- **Building A Remodel:**
 - Punchlist has been issued to the Contractor.
 - Occupancy Permit – Week of March 16th
 - Furniture Delivered Week of March 23rd
 - Project Contractor Costs:

**Mt. Olympus Improvement District
 Building A Remodel**

Completion Date: 4/21/2026

CHANGE ORDER SUMMARY

NO.	AMOUNT	PERCENTAGE	RUNNING AMOUNT	RUNNING PERCENTAGE	Approved	Days Added
1	\$13,611.39	2.06%	\$13,611.39	2.06%	12/9/2025	0
2	\$6,656.78	1.01%	\$20,268.17	3.07%		4
3	(\$11,600.00)	-1.76%	\$8,668.17	1.31%		0
4	-	-	-	-		
5	-	-	-	-		
6	-	-	-	-		
Totals	\$8,668.17	1.31%				4

Original Bid \$660,300.00

Total Contract \$668,968.17

- **Trunkline A Resiliency Project:**
 - Water Works Engineers
 - 42" diameter pipe to provide redundancy under I-15 and the train tracks
 - Trunkline A services approximately 50% of the District
 - Rerouting of a section of Trunkline A to accommodate the UTA Front Runner double-track project
 - Working on final alignment of the pipelines
 - May be able to micro-tunnel from the east side of I-15 to the west side of the train tracks
 - Preparing offers for the easements on two properties
- **Property Fencing:**
 - Completion in May
 - Continuing to have issues with property access from non-employees

ii) RFP for Wastewater Collection System Master Plan, Impact Fee Facilities Plan, and Rate Study:

- The last study was completed in 2021 by Hanen Allen & Luce. It is recommended that the study be reviewed and updated every 5 years. We have a Request For Proposals ready to be advertised with a due date of May 20th (subject to change). This fee for this work is included in the current 2026 budget.

iii) 2026 Lining Project & 2026 Replacement Project:

GM Demke provided a map showing the 2026 lining and replacement projects. He then showed a chart of 251 pipe segments that are currently identified as needing lining. These pipe segments were identified using NASSCO ratings along with staff observations. Thirty-three pipe segments are currently identified as needing replacement.

11. Possible Closed Session to Discuss the Character, Professional Competence, or Physical or Mental Health of an Individual (Detailed Minutes are not Required):

Trustee McKelvie made a motion to move into a closed session to discuss the character, professional competence, or physical or mental health of an individual. Trustee Rivera seconded the motion. The motion was approved by unanimous vote.

Votes: Michele Rivera – yes
Sean McKelvie – yes
Ami Neff yes

Trustee Neff stated that we are finished with the closed-session business.

12. Information Items (No Action Required)

A. DISTRICT ACTIVITY REPORTS

Copies of the District's activity reports were provided for Board review.

B. CENTRAL VALLEY FLOW & LOAD REPORT

Copies of the District's activity reports were provided for Board review.

C. UTAH PUBLIC TREASURER'S POOL YIELD

The Utah Public Treasurer's Pool Yield for March 2026 was 3.806%.

There being no further information to come before the Board, a motion to adjourn was made by Trustee Rivera and seconded by Trustee McKelvie. The motion was approved by unanimous vote.

Votes: Michele Rivera – yes
Sean McKelvie – yes
Ami Neff – yes

The meeting was adjourned at 4:51 p.m.

Ami Neff, Board Chair

Mt Olympus Improvement District

Monthly Cash Distribution Report

For the Month of April 2026

Checking Account Disbursements

Date	Description	Check Sequence	Disbursement Amount
4/8/2026	Accounts Payable - MACU	50112-50133	\$ 13,144.84
4/21/2026	Accounts Payable - MACU	50134-50153	\$ 14,035.24
4/28/2026	Accounts Payable - MACU	50154-50166	\$ 15,088.38
		Sub-total	\$ 42,268.46

Electronic Payment Disbursements

Date	Description	Journal Entry / Ref #	Disbursement Amount
4/1/2026	XPRESS BILL PAY	JV0401	\$ 10,253.28
4/2/2026	AMERICAN EXPRESS-MERCH	JV0402	\$ 3,046.49
4/2/2026	PAYMENTECH MERCH	JV0403	\$ 11,132.30
4/27/2026	ZIONS BANK	JV0435	\$ 310.52
4/30/2026	MACU Bank Fees	JV0450	\$ 75.00
4/5/2026	Payroll	1058082-1058104	\$ 59,108.34
4/5/2026	Utah Retirement Systems	JV0409	\$ 23,224.04
4/5/2026	EFTPS (taxes)	JV0410	\$ 23,019.48
4/5/2026	Health Equity (HDSA)	JV0411	\$ 3,338.86
4/21/2026	CVWRF- March	JV0412	\$ 1,121,943.59
4/19/2026	Payroll	1058105-1058127	\$ 66,033.65
4/19/2026	Utah Retirement Systems	JV0429	\$ 23,918.88
4/19/2026	EFTPS (taxes)	JV0430	\$ 26,083.72
4/19/2026	Health Equity (HDSA)	JV0431	\$ 3,338.86
4/13/2026	AMEX CC PMT	JV0419	\$ 2,061.61
4/5/2026	PEHP MEDICAL PREM	JV0405	\$ 45,123.71
4/20/2026	PEHP (LIFE & AD&D)	JV0406	\$ 1,614.26
4/20/2026	PEHP MEDICARE PREMIUM	JV0407	\$ 644.40
4/15/2026	Rocky Mnt Power (1)	JV0426	\$ 1,591.28
4/16/2026	Rocky Mnt Power (3)	JV0427	\$ 10.72
4/17/2026	Rocky Mnt Power (5)	JV0428	\$ 88.30
4/13/2025	MACU CC Transactions	JV0420-JV0423	\$ 5,781.48
			\$ 1,431,742.77

Funds Transferred

Amount

4/29/2026	Capacity Fees - APRIL	JV0446	\$ 6,822.00
4/15/2026	Transfer from Checking to PTIF	JV0432	\$ 1,000,000.00
		Sub-total	\$ 1,006,822.00
		Total Disbursement	\$ 2,480,833.23

Report Criteria:
 Report type: Summary

GL Period	Check Issue Date	Check Number	Vendor Number	Payee	Invoice Number	Invoice Seq	Invoice GL Account	Discount Taken	Check Amount	
04/26	04/08/2026	50044	18060	UTILISYNC LLC	INV-1886	1	4680	.00	5,000.00-	V
04/26	04/15/2026	50097	18775	33 HOLDINGS LLC	03232026	11	1175	.00	103.68-	V
04/26	04/08/2026	50112	10190	ACE DISPOSAL INC	1316233	1	4485	.00	108.25	
04/26	04/08/2026	50113	10460	APELLO	111317-01	A	4170	.00	117.85	
04/26	04/08/2026	50114	10560	AT&T	2873401086	3	4635	.00	641.31	
04/26	04/08/2026	50115	10580	AYALA, DEAN	04062026	1	4630	.00	272.00	
04/26	04/08/2026	50116	10980	BLUE STAKES OF UTAH INC	UT20260044	1	4680	.00	1,355.00	
04/26	04/08/2026	50117	11440	CASELLE INC.	INV-18088	1	4567	.00	2,114.00	
04/26	04/08/2026	50118	12130	DEMKE, GILES	Multiple	2	4470	.00	1,432.00	
04/26	04/08/2026	50119	12230	DOMINION ENERGY/ENBRIDGE GA	04082026	2	4529	.00	668.21	
04/26	04/08/2026	50120	12530	EPPICH, TREVOR	Multiple	1	4470	.00	1,163.46	
04/26	04/08/2026	50121	12580	ETULAIN, TRISTA	04062026	1	4630	.00	707.00	
04/26	04/08/2026	50122	13230	GS TRACKME LLC	49878	12	4167	.00	720.00	
04/26	04/08/2026	50123	13920	JBM MAILING, LLC	3293	1	4503	.00	175.00	
04/26	04/08/2026	50124	14430	LAWN BUTLER HOLDING LLC	INA-243707	1	4486	.00	422.77	
04/26	04/08/2026	50125	18776	LES OLSON COMPANY	MNS65326	1	4250	.00	112.50	
04/26	04/08/2026	50126	15330	NEFF, AMI	04062026	1	4430	.00	707.00	
04/26	04/08/2026	50127	16510	ROHWER, STEPHEN	Multiple	1	4430	.00	988.46	
04/26	04/08/2026	50128	17100	South Salt Lake City	Multiple	1	4528	.00	12.00	
04/26	04/08/2026	50129	17260	STEVENS, ZACK	04082026	1	4030	.00	707.00	
04/26	04/08/2026	50130	17350	STONE, DARREN	04012026	1	4235	.00	125.00	
04/26	04/08/2026	50131	17590	THOMAS, KEVIN	04082026	1	4030	.00	272.00	
04/26	04/08/2026	50132	17670	T-MOBILE	04082026	3	4035	.00	324.03	
04/26	04/08/2026	50133	18060	UTILISYNC LLC	INV-1886A	1	4680	.00	5,000.00	
04/26	04/21/2026	50134	18775	33 HOLDINGS LLC	02122026	1	1175	.00	103.68	
04/26	04/21/2026	50135	10270	AIRGAS USA LLC	9170947160	1	4075	.00	30.45	
04/26	04/21/2026	50136	11540	CERTIFIED SHRED	194588	1	4502	.00	84.00	
04/26	04/21/2026	50137	11640	CINTAS CORPORATION	Multiple	1	4120	.00	847.87	
04/26	04/21/2026	50138	18701	CLEVERLY, KYE	112-3369167	1	4140	.00	107.42	
04/26	04/21/2026	50139	12130	DEMKE, GILES	114-8541090	1	4590	.00	150.00	
04/26	04/21/2026	50140	18781	DODD, DAVID	04092026	1	1175	.00	40.00	
04/26	04/21/2026	50141	12530	EPPICH, TREVOR	R451318704	1	4430	.00	200.00	
04/26	04/21/2026	50142	12640	FABIAN VANCOTT	430954	1	4425	.00	2,005.00	
04/26	04/21/2026	50143	13050	GENUINE NAPA PARTS COMPANY -	Multiple	1	1372	.00	1,876.06	
04/26	04/21/2026	50144	18778	HALE, GRETCHEN	04082026	14	1175	.00	173.32	
04/26	04/21/2026	50145	13470	HARRIS MNT WEST LLC	SR00011293	1	4485	.00	156.00	
04/26	04/21/2026	50146	13920	JBM MAILING, LLC	3523	1	4503	.00	175.00	
04/26	04/21/2026	50147	14000	JORDAN VALLEY WATER	Multiple	1	4085	.00	168.42	
04/26	04/21/2026	50148	18777	MASTEN, MELISSA	04082026	13	1175	.00	664.00	
04/26	04/21/2026	50149	16510	ROHWER, STEPHEN	04132026	1	4590	.00	51.32	
04/26	04/21/2026	50150	18780	STAKER, ELI	04162026	1	1175	.00	701.00	
04/26	04/21/2026	50151	18779	TATOM, BRADLEY & SUSAN	04092026	10	1175	.00	196.00	
04/26	04/21/2026	50152	17530	THE DATA CENTER	71434	1	4503	.00	5,995.59	
04/26	04/21/2026	50153	18130	VERIZON WIRELESS	6139970958	2	4635	.00	310.11	
04/26	04/28/2026	50154	10430	ANDRESEN, TANNER & JESSICA	04282026	1	2050	.00	74.00	
04/26	04/28/2026	50155	11010	BOLINGBROKE, JANNA	04282026	1	2050	.00	87.36	
04/26	04/28/2026	50156	11400	CARINA BREWER LIVING TRUST	04282026	1	2050	.00	516.00	
04/26	04/28/2026	50157	11640	CINTAS CORPORATION	Multiple	1	4120	.00	491.73	
04/26	04/28/2026	50158	12170	DEX IMAGING LLC	AR15219205	1	4502	.00	249.46	
04/26	04/28/2026	50159	13670	HOSE & RUBBER SUPPLY INC	02193071	1	4169	.00	500.49	
04/26	04/28/2026	50160	13890	JAN PRO of UTAH	360795	1	4485	.00	944.51	
04/26	04/28/2026	50161	13970	JOHANNA DALEY SNOW	04282026	1	2050	.00	414.27	
04/26	04/28/2026	50162	12220	KKP PRINTING EXPERIENCED	2604356	1	4502	.00	182.67	

GL Period	Check Issue Date	Check Number	Vendor Number	Payee	Invoice Number	Invoice Seq	Invoice GL Account	Discount Taken	Check Amount
04/26	04/28/2026	50163	15360	NELSON, DENNIS	04282026	1	2050	.00	231.24
04/26	04/28/2026	50164	15580	OSSINE SHOES	04242026	2	4140	.00	349.98
04/26	04/28/2026	50165	17170	STANDARD INSURANCE	PR0405261	4	2046	.00	2,479.42
04/26	04/28/2026	50166	18020	UTAH STATE TAX COMMISSION	Multiple	1	2034	.00	8,567.25

Summary by General Ledger Account Number

GL Account	Debit	Credit	Proof
1175	1,878.00	103.68-	1,774.32
1372	689.99	.00	689.99
2020	5,103.68	47,268.46-	42,164.78-
2034	8,567.25	.00	8,567.25
2046	2,479.42	.00	2,479.42
2050	1,322.87	.00	1,322.87
4030	979.00	.00	979.00
4035	360.44	.00	360.44
4075	30.45	.00	30.45
4085	150.04	.00	150.04
4120	745.66	.00	745.66
4129	334.11	.00	334.11
4131	9.19	.00	9.19
4140	945.58	.00	945.58
4153	40.00	.00	40.00
4154	40.00	.00	40.00
4155	40.00	.00	40.00
4156	40.00	.00	40.00
4158	40.00	.00	40.00
4159	40.00	.00	40.00
4161	40.00	.00	40.00
4162	361.95	.00	361.95
4164	130.93	.00	130.93
4165	40.00	.00	40.00
4166	130.93	.00	130.93
4167	40.00	.00	40.00
4168	130.93	.00	130.93
4169	631.42	.00	631.42
4170	117.85	.00	117.85
4235	125.00	.00	125.00
4250	112.50	.00	112.50
4425	2,005.00	.00	2,005.00
4430	2,815.92	.00	2,815.92
4435	488.98	.00	488.98
4470	1,550.00	.00	1,550.00
4485	1,208.76	.00	1,208.76
4486	422.77	.00	422.77
4502	516.13	.00	516.13
4503	6,345.59	.00	6,345.59
4520	40.00	.00	40.00
4528	12.00	.00	12.00
4529	334.10	.00	334.10
4531	9.19	.00	9.19
4567	2,114.00	.00	2,114.00
4590	201.32	.00	201.32
4630	979.00	.00	979.00
4635	551.03	.00	551.03

GL Account	Debit	Credit	Proof
4640	105.76	.00	105.76
4654	40.00	.00	40.00
4655	40.00	.00	40.00
4658	540.40	.00	540.40
4680	6,355.00	5,000.00-	1,355.00
Grand Totals:	<u>52,372.14</u>	<u>52,372.14-</u>	<u>.00</u>

Report Criteria:
Report type: Summary



Central Valley Billing Summary

Financial Period ending April 2026

- CVWRF April invoice to Mt Olympus is for **\$1,028,911.11** (down \$93k)
- For April, CVWRF Capital Spending was \$6 million
- The approximate breakdown is as follows:
 - Digester Lids 1,2, & 5 \$548k
 - BNR \$569k
 - Dewatering \$1.7m
 - Blower Building \$34k
 - Thickening \$260k
 - Thermophilic & Boiler \$21k
 - Site Restoration \$23k
 - Sidestream Nitrogen \$7k
 - Pay-Go \$197k
- The bond draw for April (2024A bond) was \$2.8 million
- In April, CVWRF paid \$9.9m in bond principal and \$5.9m in bond interest payments
- Restricted Interest Income was \$1,197,911 for April due to Zions Bank posting of Security & Investment Interest
- CVWRF paid the arbitrage fine on the 2021 A bonds of \$188k to the IRS
- CVWRF operating expense for the year is at 31.91% with a target of 33%



Central Valley Water
Reclamation
Facility

May 11, 2026

Mt. Olympus Improvement District
3932 South 500 East
Salt Lake City, UT 84107-1895

April-2026
Invoice

Prior amounts due			\$	-
	March 2026	Invoice		1,121,943.59
	20th Billing	Invoice		-
Less credits				
	April 2026	Payments		<u>(1,121,943.59)</u>
		Prior amount due		-
April-2026	Description			
	Facility Operations			464,354.64
	Pretreatment Field			14,621.99
	Entity Lab Work			980.00
	Net Lab Costs			<u>25,765.24</u>
		Total Operations Billing		505,721.87
	Cash Entity Capital			-
	Monthly CIP (pay-as-you-go)			50,821.60
	Loan Payment			<u>472,367.64</u>
		Total Capital Billing		523,189.24
Adjustments				
	Less revenue			<u>-</u>
		Total Amount Due	\$	<u><u>1,028,911.11</u></u>

Payment is due within 15 days of the date of the invoice

**Central Valley Water Reclamation Facility
Monthly Cost Summary
April 30, 2026**

Description	Monthly Costs	O & M Monthly			
		Member Entity	Capital %	Average %	Pretreatment %
Facility Operation	1,803,298	Cottonwood	15.1102%	14.7393%	6.08%
Pretreatment Field	80,429	Mt Olympus	25.6933%	25.7503%	18.18%
Entity Lab Work	11,751	Granger-Hunter	26.1446%	26.8687%	40.42%
Net Lab Costs	100,058	Kearns	11.7081%	11.7652%	9.38%
Bond Trust Payment	2,144,915	Murray	7.4520%	7.2598%	6.21%
Bond/Cash Capital	3,226,086	South Salt Lake	4.3561%	4.3566%	18.77%
Pay-as-you-go CIP	197,801	Taylorville-Ben	9.5357%	9.2601%	0.96%
	7,564,338		100.0000%	100.0000%	100.0000%

Calculation	Description	Mount						Taylorville-	Total
		Cottonwood	Olympus	Granger-Hunter	Kearns	Murray	South Salt Lake	Bennion	
Monthly flows % (Table 3)	Facility Operation	265,793.50	464,354.64	484,522.73	212,161.62	130,915.83	78,562.48	166,987.20	1,803,298.00
Directly reimbursable costs	Pretreatment Field	4,890.08	14,621.99	32,509.40	7,544.24	4,994.64	15,096.52	772.12	80,428.99
Directly reimbursable costs	Entity Lab Work	420.00	980.00	1,877.00	90.00	1,200.00	1,789.00	5,395.00	11,751.00
Monthly flows % (Table 3)	Net Lab Costs	14,747.85	25,765.24	26,884.28	11,772.02	7,264.01	4,359.13	9,265.48	100,058.01
	Total O & M	285,851.43	505,721.87	545,793.41	231,567.88	144,374.48	99,807.13	182,419.80	1,995,536.00
	2024A Bond Entity Draws (Do not pay)	487,468.05	828,887.95	843,447.28	-	240,407.93	140,531.53	307,629.88	2,848,372.62
	Cash Entity Capital	-	-	-	377,713.37	-	-	-	377,713.37
	Monthly CIP (pay-as-you-go)	29,888.13	50,821.60	51,714.28	23,158.74	14,740.13	8,616.41	18,861.72	197,801.01
	2017A Bond Trust Payments	52,867.97	-	91,475.55	-	26,073.25	15,241.22	-	185,657.99
	2019A Bond Trust Payments	57,111.93	-	98,818.92	44,253.09	28,166.06	-	-	228,350.00
	2020A Loan DS Payments	49,922.15	84,886.78	86,377.63	38,681.65	24,620.28	-	31,504.50	315,992.99
	2021A Bank of Utah	19,038.55	32,373.04	32,941.67	14,751.97	9,389.37	5,488.60	12,014.79	125,997.99
	2021B Bond Trust Payments	20,659.42	35,129.16	35,746.20	16,007.90	10,188.75	5,955.88	13,037.69	136,725.00
	2021C Bond Trust Payments	108,154.48	183,904.03	187,133.91	83,802.35	53,338.91	-	68,253.32	684,587.00
	2024A Bond Trust Payments	80,025.28	136,074.63	138,465.03	-	39,466.71	23,070.18	50,502.20	467,604.03
	Total Entity Bill for Month	703,519.34	1,028,911.11	1,268,466.60	829,936.95	350,357.94	158,179.42	376,594.02	4,715,965.38

Member Entity	2017A Bond %	2019A Bond %	2020A Loan %	2021A Bond %	2021B Bond %	2021C Bond %	2024A Bond %
Cottonwood	28.4760%	25.0107%	15.7985%	15.1102%	15.1102%	15.7985%	17.1139%
Mt Olympus	0.00%	0.0000%	26.8635%	25.6933%	25.6933%	26.8635%	29.1004%
Granger-Hunter	49.2710%	43.2752%	27.3353%	26.1446%	26.1446%	27.3353%	29.6116%
Kearns	0.00%	19.3795%	12.2413%	11.7081%	11.7081%	12.2413%	0.0000%
Murray	14.0437%	12.3346%	7.7914%	7.4520%	7.4520%	7.7914%	8.4402%
South Salt Lake	8.2093%	0.0000%	0.0000%	4.3561%	4.3561%	0.0000%	4.9337%
Taylorville-Ben	0.00%	0.0000%	9.9700%	9.5357%	9.5357%	9.9700%	10.8002%
	100.0000%	100.0000%	100.0000%	100.0000%	100.0000%	100.0000%	100.0000%

Table 3
Apr 2025 thru Mar 2026
Summary of Loadings to Central Valley Plant
Based on Data from Previous 12 Months

ENTITY	FLOW MGD	BOD mg/L	BOD Lbs/day	TSS mg/L	TSS Lbs/day
COTTONWOOD	6.12	261.92	13363.66	253.09	12913.42
MOUNT OLYMPUS	13.20	224.64	24721.37	175.50	19313.93
GRANGER-HUNTER	12.66	260.46	27493.50	191.09	20171.32
KEARNS	3.46	444.50	12813.99	359.10	10351.94
MURRAY	3.39	248.25	7019.90	202.62	5729.75
SOUTH SALT LAKE	2.14	276.30	4935.90	161.80	2890.38
TAYLORSVILLE-BENNION	4.01	279.88	9349.93	220.63	7370.40
TOTALS	44.96	265.86	99698.25	209.97	78741.14

Table 5
Apr 2025 thru Mar 2026
Entities Share of O&M Cost

ENTITY	% Based on Flow %	% Based on BOD %	% Based on TSS %	Total % of O&M Cost %
COTTONWOOD	3.20	4.49	7.05	14.7393
MOUNT OLYMPUS	6.90	8.31	10.54	25.7503
GRANGER-HUNTER	6.62	9.24	11.01	26.8687
KEARNS	1.81	4.31	5.65	11.7652
MURRAY	1.77	2.36	3.13	7.2598
SOUTH SALT LAKE	1.12	1.66	1.58	4.3566
TAYLORSVILLE-BENNION	2.09	3.14	4.02	9.2601
TOTALS	23.50	33.51	42.99	100.00



CVWRF
 800 West Central Valley Road
 801-973-9100 • Fax

Invoice for Testing and Services

Invoice To: Christi Priest
 Mt. Olympus Water- IW
 3932 South 500 East
 Salt Lake City, UT 84107-1895

Invoice Date: 05/08/2026
Invoice #: C-050826-007
Due Date: 06/07/2026

For: 2602103	Sample Name: MO04-001 (1581 (1 of 4))	Received: 04/08/2026	
<u>Item Description</u>	<u>Quantity</u>	<u>Unit Price</u>	<u>Total</u>
Local Limits ICP-MS 200.8	1	\$230.00	\$230.00
Oil & Grease	1	\$45.00	\$45.00
Petroleum-based Oil & Grease	1	\$20.00	\$20.00
PO4-P Total	1	\$30.00	\$30.00
For: 2602104	Sample Name: MO04-001 (1582 (2 of 4))	Received: 04/08/2026	
<u>Item Description</u>	<u>Quantity</u>	<u>Unit Price</u>	<u>Total</u>
Oil & Grease	1	\$45.00	\$45.00
Petroleum-based Oil & Grease	1	\$20.00	\$20.00
For: 2602094	Sample Name: MO06 (2328)	Received: 04/08/2026	
<u>Item Description</u>	<u>Quantity</u>	<u>Unit Price</u>	<u>Total</u>
Biochemical Oxygen Demand	1	\$20.00	\$20.00
PO4-P Total	1	\$15.00	\$15.00
Total Suspended Solids	1	\$10.00	\$10.00
For: 2602095	Sample Name: MO06 (2329 (1 of 8))	Received: 04/08/2026	
<u>Item Description</u>	<u>Quantity</u>	<u>Unit Price</u>	<u>Total</u>
Oil & Grease	1	\$45.00	\$45.00
For: 2602096	Sample Name: MO06 (2329 (2 of 8))	Received: 04/08/2026	
<u>Item Description</u>	<u>Quantity</u>	<u>Unit Price</u>	<u>Total</u>
Oil & Grease	1	\$45.00	\$45.00
For: 2602097	Sample Name: MO06 (2329 (3 of 8))	Received: 04/08/2026	
<u>Item Description</u>	<u>Quantity</u>	<u>Unit Price</u>	<u>Total</u>
Oil & Grease	1	\$45.00	\$45.00
For: 2602098	Sample Name: MO06 (2329 (4 of 8))	Received: 04/08/2026	
<u>Item Description</u>	<u>Quantity</u>	<u>Unit Price</u>	<u>Total</u>
Oil & Grease	1	\$45.00	\$45.00
For: 2602099	Sample Name: MO06 (2329 (5 of 8))	Received: 04/08/2026	
<u>Item Description</u>	<u>Quantity</u>	<u>Unit Price</u>	<u>Total</u>
Oil & Grease	1	\$45.00	\$45.00
For: 2602100	Sample Name: MO06 (2329 (6 of 8))	Received: 04/08/2026	
<u>Item Description</u>	<u>Quantity</u>	<u>Unit Price</u>	<u>Total</u>
Oil & Grease	1	\$45.00	\$45.00

Central Valley Water Reclamation Facility
 800 West Central Valley Road
 South Salt Lake, UT 84119
 Utah Lab ID UT00018

For: 2602101

Item Description

Oil & Grease

Sample Name: MO06 (2329 (7 of 8))

Quantity

1

Received: 04/08/2026

Unit Price

\$45.00

Total

\$45.00

For: 2602102

Item Description

Oil & Grease

Sample Name: MO06 (2329 (8 of 8))

Quantity

1

Received: 04/08/2026

Unit Price

\$45.00

Total

\$45.00

For: 2602105

Item Description

Oil & Grease

Petroleum-based Oil & Grease

Sample Name: MO04-001 (1583 (3 of 4))

Quantity

1

1

Received: 04/08/2026

Unit Price

\$45.00

\$20.00

Total

\$45.00

\$20.00

For: 2602106

Item Description

Oil & Grease

Petroleum-based Oil & Grease

Sample Name: MO04-001 (2334 (4 of 4))

Quantity

1

1

Received: 04/08/2026

Unit Price

\$45.00

\$20.00

Total

\$45.00

\$20.00

Sub Total \$925.00

Sales Tax \$0.00

Total: \$925.00

Send Out Samples:

MO04 Rec'd 04/08/2026 Cyanide

Grand Total: \$55.00
\$980.00

We appreciate the opportunity to serve you. At your convenience please remit the amount indicated to our Accounts Receivable Department. If you have any questions regarding these charges please contact your Project Manager.

Please include the invoice number with your payment

Central Valley Water Reclamation Facility
800 West Central Valley Road
South Salt Lake, UT 84119
Utah Lab ID UT00018

Central Valley Water Reclamation Facility
Balance Sheet (unaudited)
April 30, 2026

Current Assets	2026	2025
Cash & Equivalents	\$ 19,217,866	\$ 16,038,336
Accounts Receivable, Net		
Member Entity Receivables	4,715,965	4,563,867
Other Receivables	124,435	14,863
Inventory	728,941	509,211
Prepaid Expenses	10,000	33,598
Total Current Assets	24,797,207	21,159,875
Noncurrent Assets		
Restricted Cash		
Arbitrage Trust Account	4,217,123	-
2021B Bond Construction Funds	-	247,281
2021C Bond Construction Funds	660,704	3,947,768
2024A Bond Construction Funds	46,654,425	83,067,780
Debt Service Reserves	22,249,274	22,087,894
Bond Payment	7,048,961	7,063,437
Bond - Due from Member	-	120,000
Capital assets		
Land	10,147,897	10,147,897
Construction in Progress	110,756,449	279,227,756
Facility	362,097,780	201,115,470
Facility Equipment	164,604,147	113,471,979
Interceptor Lines	31,770,771	30,945,615
Vehicle & Equipment	13,561,030	12,277,386
Golf Course	5,601,756	5,601,756
Accumulated Depreciation	(198,662,582)	(191,549,062)
Total Non-Current Assets	580,707,735	577,772,957
Total Assets	\$ 605,504,942	\$ 598,932,832
Current Liabilities		
Accounts Payable	3,497,196	3,451,870
Retainage	10,392,382	8,854,638
Accrued Liabilities	5,415,069	4,198,476
Compensated Absences	2,242,114	2,048,537
Interest Payable	4,409,219	3,611,206
Bonds Payable	13,366,000	12,865,000
Total Current Liabilities	39,321,980	35,029,727
Noncurrent Liabilities		
Bonds Payable	323,511,000	336,877,000
Bond Premiums	36,578,461	38,580,237
Total Non-Current Liabilities	360,089,461	375,457,237
Total Liabilities	399,411,441	410,486,964
Member Equity		
Cottonwood Improvement District	31,959,802	27,598,267
Mt Olympus Improvement District	50,484,274	41,534,194
Granger-Hunter Improvement District	51,624,239	42,030,071
Kearns Improvement District	22,595,784	18,843,426
Murray City	15,532,057	13,525,545
South Salt Lake City	9,934,002	8,686,443
Taylorville-Bennion Improvement District	21,435,460	18,775,029
Retained Earnings	2,527,883	17,452,893
Total Member Entity's Equity	206,093,501	188,445,868
Total Liabilities and Member Entity's Equity	\$ 605,504,942	\$ 598,932,832

Central Valley Water Reclamation Facility
Income Statement (unaudited)
April 30, 2026

	Current Period	2026	2025
Revenue			
Cottonwood Improvement District	\$ 703,519	\$ 3,106,883	\$ 3,039,244
Mt Olympus Improvement District	1,028,911	4,646,749	4,327,399
Granger-Hunter Improvement District	1,268,467	5,586,312	5,475,647
Kearns Improvement District	829,937	3,920,180	2,768,208
Murray City	350,358	1,548,594	1,500,618
South Salt Lake City	158,179	738,407	981,801
Taylorsville-Bennion Improvement District	376,594	1,696,390	1,590,128
Septage	42,892	171,028	86,002
Compost	64,312	124,214	105,066
Wood Chips	8,687	12,848	9,477
Rent	29,339	68,956	51,662
Sale of Capital Assets	-	-	2,300
Other Income	11,932	35,996	25,932
Total Member Entity Revenue	<u>4,873,127</u>	<u>21,656,557</u>	<u>19,963,484</u>
Operating Expenses:			
Operations	1,325,165	6,776,674	5,980,303
Administration	375,874	1,766,931	1,594,601
Laboratory	111,809	470,283	464,513
Board	2,907	12,828	10,886
Pretreatment	80,429	356,430	340,338
Engineering & Safety	99,352	757,406	637,578
Depreciation	1,028,088	4,112,353	3,328,348
Total Operating Expenses	<u>3,023,624</u>	<u>14,252,905</u>	<u>12,356,567</u>
Operating Income (Loss)	1,849,503	7,403,652	7,606,917
Other Income/(Expense):			
Interest Income	32,704	105,479	70,884
Restricted Interest Income	1,197,911	1,004,847	1,614,919
Fiscal Charges	-	(5,986,095)	(5,220,846)
Total Other Income/(Expense)	<u>1,230,615</u>	<u>(4,875,769)</u>	<u>(3,535,043)</u>
Net Income (Loss)	<u>\$ 3,080,118</u>	<u>\$ 2,527,883</u>	<u>\$ 4,071,874</u>

**Central Valley Water Reclamation
Operations
April 30, 2026**

	<u>Actual</u>	<u>Annual Budget</u>	<u>Variance</u>	<u>% Used</u>	<u>Target %</u>
Wages	\$ 2,125,156	\$ 6,661,782	\$ 4,536,626	32%	33%
Benefits	1,305,819	3,566,917	2,261,098	37%	33%
Insurance	1,069,554	1,170,000	100,446	91%	33%
Utilities					
Power	632,568	1,750,000	1,117,432	36%	33%
Water	2,347	17,000	14,653	14%	33%
Natural Gas	202,579	655,000	452,421	31%	33%
Telephone	7,379	32,240	24,861	23%	33%
Supplies	55,366	115,426	60,060	48%	33%
Fuel	67,867	202,200	134,333	34%	33%
Chemicals					
Polymer	126,126	540,200	414,074	23%	33%
Hypo Chlorite	32,719	185,780	153,061	18%	33%
Ferric Sulfate	86,785	342,200	255,415	25%	33%
Supplemental Chemicals	0	27,500	27,500	0%	33%
Maintenance					
Operations	43,879	354,900	311,021	12%	33%
Mechanics	207,434	1,126,159	918,725	18%	33%
Electrical	124,291	581,000	456,709	21%	33%
Grounds	38,072	122,294	84,222	31%	33%
Compost	71,541	283,360	211,819	25%	33%
Energy Management	252,526	660,400	407,874	38%	33%
Uniforms	25,047	108,342	83,295	23%	33%
Tipping Fees	78,875	482,650	403,775	16%	33%
Samples	726	5,000	4,274	15%	33%
Travel & Training	42,917	214,249	171,332	20%	33%
Contract Service	172,502	1,089,661	917,159	16%	33%
Memberships	4,599	29,665	25,066	16%	33%
Total Expenses	<u>\$ 6,776,674</u>	<u>\$ 20,323,925</u>	<u>\$ 13,547,251</u>	<u>33.34%</u>	

**Central Valley Water Reclamation
Administration
April 30, 2026**

	Actual	Annual Budget	Variance	% Used	Target %
Wages	\$ 1,022,093	\$ 3,114,289	\$ 2,092,196	33%	33%
Benefits	484,408	1,388,964	904,556	35%	33%
Insurance	22,854	25,000	2,146	91%	33%
Telephone	4,978	15,780	10,802	32%	33%
Supplies	1,157	9,750	8,593	12%	33%
Postage	1,341	5,000	3,659	27%	33%
Travel & Training	12,042	73,600	61,558	16%	33%
Memberships	448	5,850	5,402	8%	33%
Public Notice	0	0	0	0%	33%
Maintenance	185,509	861,625	676,116	22%	33%
Uniforms	888	5,750	4,862	15%	33%
Professional Fees	9,365	344,855	335,490	3%	33%
Legislative Issues	15,000	45,000	30,000	33%	33%
Misc/Employee Awards	6,848	95,450	88,602	7%	33%
Total Expenses	\$ 1,766,931	\$ 5,990,913	\$ 4,223,982	29.49%	
Contingency	0	400,000	400,000	0.00%	33%

**Central Valley Water Reclamation
Lab
April 30, 2026**

	Actual	Annual Budget	Variance	% Used	Target %
Wages	\$ 198,328	\$ 618,471	\$ 420,143	32%	33%
Benefits	122,229	337,291	215,062	36%	33%
Insurance	5,028	5,500	472	91%	33%
Telephone	449	1,680	1,231	27%	33%
Supplies	48,858	83,000	34,142	59%	33%
Postage	347	2,080	1,733	17%	33%
Chemicals	14,425	115,008	100,583	13%	33%
Uniform	1,075	4,000	2,925	27%	33%
Lab Service	52,606	175,000	122,394	30%	33%
Travel & Training	5,791	23,600	17,809	25%	33%
Memberships	99	1,350	1,251	7%	33%
Maintenance	21,048	90,000	68,952	23%	33%
Total Expenses	\$ 470,283	\$ 1,456,980	\$ 986,697	32.28%	

**Central Valley Water Reclamation
Board
April 30, 2026**

	Actual	Annual Budget	Variance	% Used	Target %
Wages	\$ 12,636	\$ 42,557	\$ 29,921	30%	33%
Insurance	0	0	0	0%	33%
Travel & Training	0	5,000	5,000	0%	33%
Miscellaneous	192	13,500	13,308	1%	33%
Total Expenses	\$ 12,828	\$ 61,057	\$ 48,229	21.01%	

**Central Valley Water Reclamation
Pretreatment
April 30, 2026**

	Actual	Annual Budget	Variance	% Used	Target %
Wages	\$ 218,797	\$ 715,357	\$ 496,560	31%	33%
Benefits	125,902	362,719	236,817	35%	33%
Insurance	1,463	1,600	137	91%	33%
Telephone	4,982	17,520	12,538	28%	33%
Office Supplies	167	3,900	3,733	4%	33%
Uniforms	811	4,470	3,659	18%	33%
Travel & Training	2,070	22,420	20,350	9%	33%
Memberships	255	700	445	36%	33%
Maintenance	1,983	12,830	10,847	15%	33%
Professional Fees	0	6,000	6,000	0%	33%
Total Expenses	\$ 356,430	\$ 1,147,516	\$ 791,086	31.06%	

**Central Valley Water Reclamation
Engineering & Safety
April 30, 2026**

	Actual	Annual Budget	Variance	% Used	Target %
Wages	\$ 311,765	\$ 806,671	\$ 494,906	39%	33%
Benefits	139,194	340,433	201,239	41%	33%
Insurance	54,849	60,000	5,151	91%	33%
Telephone	2,040	4,220	2,180	48%	33%
Office Supplies	1,153	4,650	3,497	25%	33%
Uniforms	531	1,530	999	35%	33%
Travel & Training	5,532	36,350	30,818	15%	33%
Memberships	1,058	4,155	3,097	25%	33%
Maintenance	60,052	586,850	526,798	10%	33%
Professional Fees	179,839	542,001	362,162	33%	33%
Physicals & Testing	1,393	7,000	5,607	20%	33%
Total Expenses	\$ 757,406	\$ 2,393,860	\$ 1,636,454	31.64%	

Reporting Period

April 30, 2026

Public Bond/Cash Capital Budget Progress Report

Project Description	Current Period	YTD Actual	Budget	Remaining Budget	% Used
Digester Lids 1, 2, & 5 Rehab	548,312	1,786,104	15,605,000	13,818,896	11%
Thermophilic & Roiler Projects	21,616	121,497	2,085,000	1,963,503	6%
Site Restoration	23,884	36,415	808,500	772,085	5%
BNR Basins Public Bonds/Cash	569,224	3,686,878	6,163,000	2,476,122	60%
Dewatering Facility Upgrades	1,760,293	9,170,601	23,800,000	14,629,399	39%
Blower Building	34,241	167,306	588,000	420,694	28%
Thickening Building	260,913	1,022,542	1,810,000	787,458	56%
Sidestream Nitrogen	7,603	22,581	135,000	112,419	17%
Construction Contingency	-	-	-	-	0%
Total	3,226,086	16,013,924	50,994,500	34,980,576	31%

Pay-As-You-Go CIP

Project Description	Current Period	YTD Actual	Budget	Remaining Budget	% Used
Operations	600	67,580	75,000	7,420	90%
Maintenance	84,853	312,677	1,667,000	1,354,323	19%
Electrical	-	-	334,250	334,250	0%
Compost/Bio-solids	2,925	19,357	50,000	30,643	39%
Engineering	106,449	389,482	5,581,000	5,191,518	7%
Administration (IT)	2,974	45,770	275,000	229,230	17%
Total	197,801	834,866	7,982,250	7,147,384	10%

Total Capital Spent YTD 16,848,790

Bond Trust Payments	Current Period	YTD Actual
2017A Bonds (CW, GH, MC, SSL)	185,658	725,260
2019A Bonds (CW, GH, K, MC)	228,350	888,375
2020A State Loan DS (CW, MO, GH, K, MC, TB)	315,993	1,263,973
2021A Bank of Utah (CW, MO, GH, K, MC, SSL, TB)	125,998	487,104
2021B Bonds (CW, MO, GH, K, MC, SSL, TB)	136,725	530,729
2021C Bonds (CW, MO, GH, K, MC, TB)	684,587	2,671,209
2024A Bond (CW, MO, GH, MC, SSL, TB)	467,604	1,826,519
	2,144,915	8,393,169



Central Valley Water Reclamation Facility,

Check Report

By Check Number

Date Range: 04/01/2026 - 04/30/2026

Vendor Number	Vendor Name	Payment Date	Payment Type	Discount Amount	Payment Amount	Number
Bank Code: AP Bank-AP Bank						
0022	AIR COMM	04/01/2026	EFT	0.00	8,480.00	4704
0095	BP ENERGY COMPANY	04/01/2026	EFT	0.00	55,287.13	4705
VEN01527	BURKHOUR, CHARLES M	04/01/2026	EFT	0.00	106.00	4706
VEN01306	EATON CORPORATION	04/01/2026	EFT	0.00	3,359.00	4707
VEN01601	FILTER TECHNOLOGIES INC.	04/01/2026	EFT	0.00	418.08	4708
0827	GRAINGER	04/01/2026	EFT	0.00	423.40	4709
VEN01233	INNIO JENBACHER NORTH AMERICA LLC	04/01/2026	EFT	0.00	6,992.13	4710
0541	LINDE GAS & EQUIPMENT INC.	04/01/2026	EFT	0.00	716.60	4711
0541	LINDE GAS & EQUIPMENT INC.	04/01/2026	EFT	0.00	1,848.87	4712
0468	MOUNTAIN VALLEY MECHANICAL INC	04/01/2026	EFT	0.00	459.69	4713
0529	PIPE VALVE AND FITTING CO.	04/01/2026	EFT	0.00	364.18	4714
0863	WHEELER MACHINERY CO.	04/01/2026	EFT	0.00	10,007.55	4715
VEN01427	ADAMS, BRADY	04/08/2026	EFT	0.00	688.55	4716
VEN01629	AMANDA STOUTD	04/08/2026	EFT	0.00	323.00	4717
VEN01580	ANDERSON, THOMAS	04/08/2026	EFT	0.00	688.55	4718
VEN0067	AUSTIN C. PETERSEN	04/08/2026	EFT	0.00	688.55	4719
0086	BLOMQUIST HALE CONSULTING, INC.	04/08/2026	EFT	0.00	507.31	4720
VEN01188	BRANDON HEIDELBERGER	04/08/2026	EFT	0.00	756.55	4721
VEN0105	BRYAN MANSELL	04/08/2026	EFT	0.00	323.00	4722
VEN0131	CHRIS REILLEY	04/08/2026	EFT	0.00	1,236.95	4723
VEN0181	DARIN MORRIS	04/08/2026	EFT	0.00	688.55	4724
VEN0191	DENNIS YOUNG	04/08/2026	EFT	0.00	215.00	4725
VEN01369	EDWARD HARRISON	04/08/2026	EFT	0.00	756.55	4726
VEN0362	ISAAC TALBOT	04/08/2026	EFT	0.00	1,050.94	4727
VEN0369	JAMES MAGILL	04/08/2026	EFT	0.00	215.00	4728
VEN0370	JARED O'BRIEN	04/08/2026	EFT	0.00	756.55	4729
VEN01355	JEFF BULLOCK	04/08/2026	EFT	0.00	688.55	4730
VEN0380	JEREMY DEPPE	04/08/2026	EFT	0.00	756.55	4731
VEN0390	JONATHAN PORTER	04/08/2026	EFT	0.00	688.55	4732
VEN01464	LANCASTER, NEAL	04/08/2026	EFT	0.00	215.00	4733
VEN0443	MELISSA WILLES	04/08/2026	EFT	0.00	429.00	4734
VEN0449	MICHAEL EARL	04/08/2026	EFT	0.00	756.55	4735
VEN01451	NAU, MASTER N.	04/08/2026	EFT	0.00	688.55	4736
VEN01129	NICHOLAS MCKINNEY	04/08/2026	EFT	0.00	73.97	4737
VEN01361	NICHOLAS S. MABEY	04/08/2026	EFT	0.00	862.55	4738
VEN01294	NOWELL, JAY	04/08/2026	EFT	0.00	688.55	4739
VEN0524	PHIL HECK	04/08/2026	EFT	0.00	1,081.88	4740
0600	R & S GUNN, INC.	04/08/2026	EFT	0.00	75,884.43	4741
VEN0670	SEAN FISCHER	04/08/2026	EFT	0.00	688.55	4742
VEN0679	SHARON BURTON	04/08/2026	EFT	0.00	1,236.95	4743
0742	THATCHER CHEMICAL COMPANY	04/08/2026	EFT	0.00	8,871.42	4744
VEN0879	ZACKERY VANWORMER	04/08/2026	EFT	0.00	1,050.94	4745
VEN0135	CINDIE FOOTE	04/09/2026	EFT	0.00	3,574.14	4746
0022	AIR COMM	04/15/2026	EFT	0.00	2,993.61	4747
0024	AIRGAS USA, LLC	04/15/2026	EFT	0.00	186.06	4748
VEN01410	ARCHER WESTERN CONSTRUCTIONS	04/15/2026	EFT	0.00	445,550.00	4749
VEN0106	BRYON PETERSON	04/15/2026	EFT	0.00	215.00	4750
0123	CDW GOVERNMENT INC.	04/15/2026	EFT	0.00	417.00	4751
VEN0243	ERIC PRICE	04/15/2026	EFT	0.00	215.00	4752
VEN01601	FILTER TECHNOLOGIES INC.	04/15/2026	EFT	0.00	1,207.52	4753
0827	GRAINGER	04/15/2026	EFT	0.00	1,792.08	4754
0363	ISCO INDUSTRIES, LLC	04/15/2026	EFT	0.00	2,500.00	4755
VEN01443	MODERN AGE EMPLOYMENT LAW LLC	04/15/2026	EFT	0.00	200.00	4756
0468	MOUNTAIN VALLEY MECHANICAL INC	04/15/2026	EFT	0.00	1,533.05	4757

Check Report

Date Range: 04/01/2026 - 04/30/2026

Vendor Number	Vendor Name	Payment Date	Payment Type	Discount Amount	Payment Amount	Number
VEN01451	NAU, MASTER N.	04/15/2026	EFT	0.00	75.00	4758
0529	PIPE VALVE AND FITTING CO.	04/15/2026	EFT	0.00	5,446.28	4759
VEN01645	REBECCA SPRINGER HARDMAN	04/15/2026	EFT	0.00	20.00	4760
0695	SKYLINE ELECTRIC COMPANY	04/15/2026	EFT	0.00	9,773.71	4761
VEN01508	SMELTZER, ROBERT R	04/15/2026	EFT	0.00	215.00	4762
VEN0731	TALENA WALTON	04/15/2026	EFT	0.00	215.00	4763
0742	THATCHER CHEMICAL COMPANY	04/15/2026	EFT	0.00	19,536.99	4764
0784	US BANK	04/15/2026	EFT	0.00	70,577.14	4765
0026	ALDER CONSTRUCTION	04/22/2026	EFT	0.00	13,843.18	4766
VEN01636	AMILI NEFF	04/22/2026	EFT	0.00	375.00	4767
VEN01230	CHERYLE ANN HATCH	04/22/2026	EFT	0.00	375.00	4768
VEN01637	CLARISSA WILLIAMS	04/22/2026	EFT	0.00	375.00	4769
VEN01387	DARWIN TERRY	04/22/2026	EFT	0.00	207.00	4770
0188	DEBRA K. ARMSTRONG	04/22/2026	EFT	0.00	434.00	4771
VEN01141	DONALD RUSSELL	04/22/2026	EFT	0.00	575.00	4772
VEN0243	ERIC PRICE	04/22/2026	EFT	0.00	156.00	4773
VEN01550	GEN DIGITAL INC.	04/22/2026	EFT	0.00	1,346.03	4774
VEN01233	INNIO JENBACHER NORTH AMERICA LLC	04/22/2026	EFT	0.00	37.97	4775
VEN0397	JUSTIN ZOLLINGER	04/22/2026	EFT	0.00	124.59	4776
VEN0409	KEVIN GALLAGHER	04/22/2026	EFT	0.00	1,500.00	4777
VEN01491	MIKLAUTSCH, HENRY	04/22/2026	EFT	0.00	156.00	4778
0476	MURRAY CITY CORPORATION	04/22/2026	EFT	0.00	375.00	4779
VEN01616	NOAH ABRAHIM	04/22/2026	EFT	0.00	207.00	4780
0529	PIPE VALVE AND FITTING CO.	04/22/2026	EFT	0.00	3,396.36	4781
0556	PURCELL TIRE AND SERVICE CENTER	04/22/2026	EFT	0.00	2,088.84	4782
0689	SIGMA-ALDRICH RTC	04/22/2026	EFT	0.00	218.50	4783
0689	SIGMA-ALDRICH RTC	04/27/2026	EFT	0.00	-218.50	4783
0742	THATCHER CHEMICAL COMPANY	04/22/2026	EFT	0.00	9,251.45	4784
VEN01393	WESLEY J. FISHER	04/22/2026	EFT	0.00	375.00	4785
0882	ZIONS FIRST NATIONAL BANK	04/22/2026	EFT	0.00	2,144,916.40	4786
VEN01387	DARWIN TERRY	04/22/2026	EFT	0.00	802.56	4787
VEN01616	NOAH ABRAHIM	04/22/2026	EFT	0.00	802.56	4788
VEN01410	ARCHER WESTERN CONSTRUCTIONS	04/29/2026	EFT	0.00	156,465.00	4789
VEN01225	ARTHUR BRIDGEWATER	04/29/2026	EFT	0.00	215.00	4790
VEN01387	DARWIN TERRY	04/29/2026	EFT	0.00	215.00	4791
0827	GRAINGER	04/29/2026	EFT	0.00	202.28	4792
VEN01348	GREG BRESTER	04/29/2026	EFT	0.00	215.00	4793
VEN01458	MASCARENAS, ANTHONY	04/29/2026	EFT	0.00	215.00	4794
0688	SIEMENS INDUSTRY, INC	04/29/2026	EFT	0.00	1,440.00	4795
0695	SKYLINE ELECTRIC COMPANY	04/29/2026	EFT	0.00	81,039.03	4796
VEN01132	CHEMTECH-FORD, LLC	04/29/2026	Regular	0.00	-3,237.00	106791
VEN01642	ACCELLERON US INC.	04/01/2026	Regular	0.00	11,554.40	106819
VEN01246	ALLOY SOFTWARE, INC.	04/01/2026	Regular	0.00	575.02	106820
0035	ALSCO	04/01/2026	Regular	0.00	95.88	106821
VEN01407	ANDRITZ SEPARATION INC.	04/01/2026	Regular	0.00	1,534.11	106822
0091	BOB'S LOCK, SAFE & KEY	04/01/2026	Regular	0.00	34.95	106823
VEN01132	CHEMTECH-FORD, LLC	04/01/2026	Regular	0.00	1,542.00	106824
0136	CINTAS	04/01/2026	Regular	0.00	2,545.11	106825
0164	CPI INTERNATIONAL	04/01/2026	Regular	0.00	583.97	106826
VEN01523	CRANETECH INC.	04/01/2026	Regular	0.00	1,201.86	106827
0202	DEZURIK INC.	04/01/2026	Regular	0.00	932.30	106828
0214	DYKMAN ELECTRICAL, INC.	04/01/2026	Regular	0.00	1,635.62	106829
0225	ELECTRICAL RELIABILITY SERVICE	04/01/2026	Regular	0.00	5,838.00	106830
VEN01567	EMI HEALTH	04/01/2026	Regular	0.00	1,655.50	106831
0240	ENVIRONMENTAL RESOURCE ASSC ERA	04/01/2026	Regular	0.00	522.12	106832
0256	FEDEX FREIGHT	04/01/2026	Regular	0.00	87.04	106833
0262	FISHER SCIENTIFIC	04/01/2026	Regular	0.00	1,249.66	106834
0271	FRANCOTYP - POSTALIA, INC DBA FP MAILING S	04/01/2026	Regular	0.00	141.00	106835
0282	GENUINE PARTS CO.	04/01/2026	Regular	0.00	311.52	106836
0308	HACH COMPANY	04/01/2026	Regular	0.00	2,564.88	106837
VEN01605	HIGH & TIGHT FENCING, LLC	04/01/2026	Regular	0.00	16,432.00	106838

Check Report

Date Range: 04/01/2026 - 04/30/2026

Vendor Number	Vendor Name	Payment Date	Payment Type	Discount Amount	Payment Amount	Number
0155	HITACHI GLOBAL AIR POWER US, LLC	04/01/2026	Regular	0.00	1,393.00	106839
0412	L&J TECHNOLOGIES	04/01/2026	Regular	0.00	1,060.40	106840
VEN01274	LIFE TECHNOLOGIES CORPORATION	04/01/2026	Regular	0.00	993.97	106841
VEN01596	MARCUS G. FAUST, P.C	04/01/2026	Regular	0.00	7,500.00	106842
VEN01583	METRO ELEVATOR UTAH, INC.	04/01/2026	Regular	0.00	875.00	106843
0466	MOTION INDUSTRIES, INC.	04/01/2026	Regular	0.00	452.52	106844
0472	MOUNTAINLAND SUPPLY COMPANY	04/01/2026	Regular	0.00	1,947.79	106845
0478	MUTUAL OF OMAHA	04/01/2026	Regular	0.00	23,300.76	106846
0478	MUTUAL OF OMAHA	04/01/2026	Regular	0.00	263.92	106847
0480	NATIONAL COATING & SUPPLIES	04/01/2026	Regular	0.00	1,118.17	106848
0499	OFFICE DEPOT	04/01/2026	Regular	0.00	18.87	106849
0753	PILOT THOMAS LOGISTCS	04/01/2026	Regular	0.00	435.56	106850
0534	PLATT ELECTRIC SUPPLY	04/01/2026	Regular	0.00	2,144.58	106851
0324	RDO EQUIPMENT	04/01/2026	Regular	0.00	611.75	106852
0628	ROCKY MOUNTAIN POWER	04/01/2026	Regular	0.00	57.87	106853
0645	ROYAL WHOLESALE ELECTRIC	04/01/2026	Regular	0.00	2,935.20	106854
0031	RS AMERICAS, INC	04/01/2026	Regular	0.00	1,096.08	106855
0649	RUSH TRUCK CENTERS	04/01/2026	Regular	0.00	323.25	106856
VEN01577	SEWERAI CORP	04/01/2026	Regular	0.00	10.00	106857
0683	SHI OFFICE FURNITURE	04/01/2026	Regular	0.00	414.00	106858
0723	STEVE REAGAN COMPANY	04/01/2026	Regular	0.00	5,555.20	106859
0770	UINTAH FASTENERS & SUPPLY	04/01/2026	Regular	0.00	233.30	106860
VEN01500	UNIVERSITY OF UTAH HEALTH PLANS	04/01/2026	Regular	0.00	176,423.80	106861
0728	VEOLIA WTS SERVICES USA, INC	04/01/2026	Regular	0.00	448.92	106862
0841	WATER ENVIRONMENT FEDERATION	04/01/2026	Regular	0.00	99.00	106863
VEN01267	WATERFORD SERVICES, LLC	04/01/2026	Regular	0.00	402.13	106864
0859	WESTERN BASIN LAND & LIVESTOCK	04/01/2026	Regular	0.00	21,819.73	106865
0875	WORKERS COMPENSATION FUND	04/01/2026	Regular	0.00	5,043.28	106866
0194	AMERITAS LIFE INSURANCE CORP	04/08/2026	Regular	0.00	547.20	106867
0194	AMERITAS LIFE INSURANCE CORP	04/08/2026	Regular	0.00	19,084.97	106868
VEN01440	BRIGHTPOINT CREATIVE LLC	04/08/2026	Regular	0.00	163.65	106869
0138	CITY OF SOUTH SALT LAKE	04/08/2026	Regular	0.00	330.91	106870
0256	FEDEX FREIGHT	04/08/2026	Regular	0.00	196.57	106871
0284	GERBER CONSTRUCTION COMPANY	04/08/2026	Regular	0.00	1,701,877.50	106872
0323	HOLLAND EQUIPMENT CO.	04/08/2026	Regular	0.00	233.37	106873
0330	HY-KO	04/08/2026	Regular	0.00	89.00	106874
VEN01536	MH HVAC LLC	04/08/2026	Regular	0.00	370.00	106875
0501	OFFICE OF RECOVERY SERVICES	04/08/2026	Regular	0.00	189.70	106876
0645	ROYAL WHOLESALE ELECTRIC	04/08/2026	Regular	0.00	340.00	106877
0723	STEVE REAGAN COMPANY	04/08/2026	Regular	0.00	1,138.24	106878
0820	VICAR INC.	04/08/2026	Regular	0.00	483.72	106879
0837	WASATCH PROPANE INC.	04/08/2026	Regular	0.00	62.65	106880
VEN01267	WATERFORD SERVICES, LLC	04/08/2026	Regular	0.00	8,048.60	106881
0016	ACE DISPOSAL INC	04/15/2026	Regular	0.00	1,696.37	106882
VEN01266	ALL PRO SECURITY	04/15/2026	Regular	0.00	2,874.48	106883
0035	ALSCO	04/15/2026	Regular	0.00	162.57	106884
0355	AMERICAN MAINTENANCE	04/15/2026	Regular	0.00	9,968.50	106885
0056	APPLIED INDUSTRIAL TECH	04/15/2026	Regular	0.00	12,382.22	106886
VEN01383	AT&T MOBILITY	04/15/2026	Regular	0.00	427.89	106887
VEN01505	BEJAC CORPORATION	04/15/2026	Regular	0.00	2,892.42	106888
0088	BLUE STAKES OF UTAH 811	04/15/2026	Regular	0.00	87.51	106889
0089	BLUELINE HEALTH SERVICES	04/15/2026	Regular	0.00	143.25	106890
VEN01386	CAPSTONE STRATEGIES, LLC	04/15/2026	Regular	0.00	3,750.00	106891
VEN01132	CHEMTECH-FORD, LLC	04/15/2026	Regular	0.00	1,084.00	106892
0136	CINTAS	04/15/2026	Regular	0.00	2,541.16	106893
0146	CODALE ELECTRIC SUPPLY, INC.	04/15/2026	Regular	0.00	2,217.75	106894
0150	COLONIAL FLAGPOLE CO.	04/15/2026	Regular	0.00	85.00	106895
VEN01544	CRESCENT ELECTRIC SUPPLY COMPANY	04/15/2026	Regular	0.00	3,500.00	106896
0170	CRUS OIL INC.	04/15/2026	Regular	0.00	408.84	106897
0204	DILLON TOYOTA LIFT	04/15/2026	Regular	0.00	1,678.04	106898
0214	DYKMAN ELECTRICAL, INC.	04/15/2026	Regular	0.00	1,178.94	106899

Check Report

Date Range: 04/01/2026 - 04/30/2026

Vendor Number	Vendor Name	Payment Date	Payment Type	Discount Amount	Payment Amount	Number
0209	ENBRIDGE GAS	04/15/2026	Regular	0.00	11,460.94	106900
0256	FEDEX FREIGHT	04/15/2026	Regular	0.00	44.97	106901
0262	FISHER SCIENTIFIC	04/15/2026	Regular	0.00	35.85	106902
0282	GENUINE PARTS CO.	04/15/2026	Regular	0.00	30.82	106903
0308	HACH COMPANY	04/15/2026	Regular	0.00	605.02	106904
0259	HARTFIEL AUTOMATION SA, LLC DBA FIERO AU	04/15/2026	Regular	0.00	21,730.96	106905
0323	HOLLAND EQUIPMENT CO.	04/15/2026	Regular	0.00	3,684.83	106906
0425	LES OLSON COMPANY	04/15/2026	Regular	0.00	151.60	106907
VEN01631	LEVEL 3 COMMUNICATIONS, LLC	04/15/2026	Regular	0.00	881.49	106908
0480	NATIONAL COATING & SUPPLIES	04/15/2026	Regular	0.00	614.84	106909
0510	PARSONS BEHLE & LATIMER	04/15/2026	Regular	0.00	6,879.50	106910
0905	PLANTLOG	04/15/2026	Regular	0.00	15,948.00	106911
0628	ROCKY MOUNTAIN POWER	04/15/2026	Regular	0.00	133.22	106912
0628	ROCKY MOUNTAIN POWER	04/15/2026	Regular	0.00	149.69	106913
VEN01525	RZ CLEANING SERVICES	04/15/2026	Regular	0.00	1,100.00	106914
0652	S L VALLEY SOLID WASTE FACILIT	04/15/2026	Regular	0.00	3,364.92	106915
0704	SOIL CONTROL LAB	04/15/2026	Regular	0.00	428.00	106916
VEN01264	SYRINGA NETWORKS	04/15/2026	Regular	0.00	1,249.00	106917
0772	UNITED DIESEL SERVICE	04/15/2026	Regular	0.00	401.82	106918
0774	UNITED RENTALS, INC	04/15/2026	Regular	0.00	5,560.32	106919
0795	UTAH DEPT OF WORKFORCE SERVICE	04/15/2026	Regular	0.00	164.15	106920
VEN01480	VEGA AMERICAS, INC.	04/15/2026	Regular	0.00	1,390.47	106921
0841	WATER ENVIRONMENT FEDERATION	04/15/2026	Regular	0.00	99.00	106922
0841	WATER ENVIRONMENT FEDERATION	04/15/2026	Regular	0.00	99.00	106923
0841	WATER ENVIRONMENT FEDERATION	04/15/2026	Regular	0.00	99.00	106924
0841	WATER ENVIRONMENT FEDERATION	04/15/2026	Regular	0.00	99.00	106925
0875	WORKERS COMPENSATION FUND	04/15/2026	Regular	0.00	5,043.28	106926
0883	ZORO	04/15/2026	Regular	0.00	682.51	106927
VEN01266	ALL PRO SECURITY	04/22/2026	Regular	0.00	2,883.04	106928
0035	ALSCO	04/22/2026	Regular	0.00	165.96	106929
VEN01279	APCO INC.	04/22/2026	Regular	0.00	11,425.00	106930
VEN01132	CHEMTECH-FORD, LLC	04/22/2026	Regular	0.00	2,203.00	106931
0170	CRUS OIL INC.	04/22/2026	Regular	0.00	33,771.80	106932
VEN01600	DENTONS DURHAM JONES PINEGAR PC	04/22/2026	Regular	0.00	3,000.00	106933
VEN01567	EMI HEALTH	04/22/2026	Regular	0.00	1,660.20	106934
0232	EMPLOYER ADVOCATES LLC	04/22/2026	Regular	0.00	173.78	106935
0268	FOLSOM INDUSTRIAL	04/22/2026	Regular	0.00	7,314.42	106936
0288	GLENS KEYS LOCKS AND SAFES	04/22/2026	Regular	0.00	272.00	106937
0158	HERITAGE POOL SUPPLY GROUP, INC.	04/22/2026	Regular	0.00	22.87	106938
0325	HOSE & RUBBER SUPPLY	04/22/2026	Regular	0.00	372.18	106939
0338	INDUSTRIAL CONTAINER AND SUPPLY CO. INC	04/22/2026	Regular	0.00	785.12	106940
0346	INTERMOUNTAIN BOBCAT	04/22/2026	Regular	0.00	758.09	106941
0351	INTERMOUNTAIN GYM REPAIR	04/22/2026	Regular	0.00	262.81	106942
0374	JBM MAILING LLC	04/22/2026	Regular	0.00	170.00	106943
0466	MOTION INDUSTRIES, INC.	04/22/2026	Regular	0.00	420.25	106944
0477	MURRAY CITY UTILITIES	04/22/2026	Regular	0.00	69.01	106945
0480	NATIONAL COATING & SUPPLIES	04/22/2026	Regular	0.00	626.80	106946
0499	OFFICE DEPOT	04/22/2026	Regular	0.00	86.29	106947
0501	OFFICE OF RECOVERY SERVICES	04/22/2026	Regular	0.00	189.70	106948
VEN01609	PHOENIX NAP, LLC	04/22/2026	Regular	0.00	1,122.00	106949
0603	RAMESH GOEL	04/22/2026	Regular	0.00	5,000.00	106950
0628	ROCKY MOUNTAIN POWER	04/22/2026	Regular	0.00	26.99	106951
0710	SPRINKLER-SUPPLY CO.	04/22/2026	Regular	0.00	610.60	106952
VEN01638	SUNSET APPAREL	04/22/2026	Regular	0.00	109.00	106953
0772	UNITED DIESEL SERVICE	04/22/2026	Regular	0.00	4,129.74	106954
	Void	04/22/2026	Regular	0.00	0.00	106955
VEN01500	UNIVERSITY OF UTAH HEALTH PLANS	04/22/2026	Regular	0.00	170,574.40	106956
0817	VERIZON WIRELESS	04/22/2026	Regular	0.00	1,318.60	106957
0841	WATER ENVIRONMENT FEDERATION	04/22/2026	Regular	0.00	99.00	106958
VEN01224	ALPHA COMMUNICATION SITES, INC	04/29/2026	Regular	0.00	133.00	106959
0035	ALSCO	04/29/2026	Regular	0.00	57.91	106960

Check Report

Date Range: 04/01/2026 - 04/30/2026

Vendor Number	Vendor Name	Payment Date	Payment Type	Discount Amount	Payment Amount	Number
0056	APPLIED INDUSTRIAL TECH	04/29/2026	Regular	0.00	22.99	106961
0057	AQS, INC.	04/29/2026	Regular	0.00	5,500.00	106962
VEN01191	ARBITRAGE COMPLIANCE SPECIALISTS, INC.	04/29/2026	Regular	0.00	1,595.00	106963
VEN01640	CHAD FULLER dba UTILITY TESTING LABORATOF	04/29/2026	Regular	0.00	210.00	106964
VEN01132	CHEMTECH-FORD, LLC	04/29/2026	Regular	0.00	3,237.00	106965
0136	CINTAS	04/29/2026	Regular	0.00	2,535.35	106966
0225	ELECTRICAL RELIABILITY SERVICE	04/29/2026	Regular	0.00	4,125.00	106967
0240	ENVIRONMENTAL RESOURCE ASSC ERA	04/29/2026	Regular	0.00	2,865.28	106968
VEN01485	ENVIROTECH SERVICES, INC.	04/29/2026	Regular	0.00	2,742.40	106969
0256	FEDEX FREIGHT	04/29/2026	Regular	0.00	16.81	106970
0284	GERBER CONSTRUCTION COMPANY	04/29/2026	Regular	0.00	4,623,298.64	106971
VEN01605	HIGH & TIGHT FENCING, LLC	04/29/2026	Regular	0.00	4,080.50	106972
0538	POLYDYNE, INC.	04/29/2026	Regular	0.00	31,531.50	106973
0324	RDO EQUIPMENT	04/29/2026	Regular	0.00	864.56	106974
0628	ROCKY MOUNTAIN POWER	04/29/2026	Regular	0.00	119,198.22	106975
0632	ROCKY MOUNTAIN VALVE & AUTOMAT	04/29/2026	Regular	0.00	1,270.00	106976
0689	SIGMA-ALDRICH RTC	04/29/2026	Regular	0.00	218.50	106977
0710	SPRINKLER-SUPPLY CO.	04/29/2026	Regular	0.00	377.46	106978
0784	US BANK	04/21/2026	Bank Draft	0.00	16,896.70	DFT0002684

Bank Code AP Bank Summary

Payment Type	Payable Count	Payment Count	Discount	Payment
Regular Checks	247	159	0.00	7,223,884.98
Manual Checks	0	0	0.00	0.00
Voided Checks	0	2	0.00	-3,237.00
Bank Drafts	43	1	0.00	16,896.70
EFT's	124	94	0.00	3,239,988.50
	414	256	0.00	10,477,533.18

All Bank Codes Check Summary

Payment Type	Payable Count	Payment Count	Discount	Payment
Regular Checks	247	159	0.00	7,223,884.98
Manual Checks	0	0	0.00	0.00
Voided Checks	0	2	0.00	-3,237.00
Bank Drafts	43	1	0.00	16,896.70
EFT's	124	94	0.00	3,239,988.50
	414	256	0.00	10,477,533.18

Fund Summary

Fund	Name	Period	Amount
10	Operational Fund	4/2026	10,477,533.18
			10,477,533.18



Central Valley Water Reclamation Facility,

Detail Report Account Detail

Date Range: 04/01/2026 - 04/30/2026

Account	Name					Beginning Balance	Total Activity	Ending Balance
Fund: 10 - Operational Fund								
<u>10-401-4001</u>	Operations Wages					728,061.20	220,995.27	949,056.47
Post Date	Packet Number	Source Transaction	Pmt Number	Description	Vendor	Project Account	Amount	Running Balance
04/02/2026	PYPKT01539	PYPKT01539 - Mark C...		- - Pay 4/2/2026			3,788.09	731,849.29
04/09/2026	PYPKT01547	PYPKT01547 - 4/09/20...		PYPKT01547 - 4/09/2026 - Pay 4/9/2026			106,566.70	838,415.99
04/23/2026	PYPKT01551	PYPKT01551 - 4/23/20...		PYPKT01551 - 4/23/2026 - Pay 4/23/20...			110,640.48	949,056.47
<u>10-401-4002</u>	Operations Overtime					49,171.16	14,998.33	64,169.49
Post Date	Packet Number	Source Transaction	Pmt Number	Description	Vendor	Project Account	Amount	Running Balance
04/09/2026	PYPKT01547	PYPKT01547 - 4/09/20...		PYPKT01547 - 4/09/2026 - Pay 4/9/2026			7,201.86	56,373.02
04/23/2026	PYPKT01551	PYPKT01551 - 4/23/20...		PYPKT01551 - 4/23/2026 - Pay 4/23/20...			7,796.47	64,169.49
<u>10-401-4003</u>	Operations Retirement					206,222.50	58,998.46	265,220.96
Post Date	Packet Number	Source Transaction	Pmt Number	Description	Vendor	Project Account	Amount	Running Balance
04/02/2026	PYPKT01539	PYPKT01539 - Mark C...		- - Pay 4/2/2026			947.02	207,169.52
04/09/2026	PYPKT01547	PYPKT01547 - 4/09/20...		PYPKT01547 - 4/09/2026 - Pay 4/9/2026			28,442.17	235,611.69
04/23/2026	PYPKT01551	PYPKT01551 - 4/23/20...		PYPKT01551 - 4/23/2026 - Pay 4/23/20...			29,609.27	265,220.96
<u>10-401-4004</u>	Operations Benefits					301,192.02	72,259.92	373,451.94
Post Date	Packet Number	Source Transaction	Pmt Number	Description	Vendor	Project Account	Amount	Running Balance
04/01/2026	APPKT04634	APR26-2049	4720	OPERATIONS	0086 - BLOMQUIST HALE CONSULTING, INC.		156.90	301,348.92
04/02/2026	PYPKT01539	PYPKT01539 - Mark C...		- - Pay 4/2/2026			582.29	301,931.21
04/09/2026	PYPKT01547	PYPKT01547 - 4/09/20...		PYPKT01547 - 4/09/2026 - Pay 4/9/2026			35,596.25	337,527.46
04/23/2026	PYPKT01551	PYPKT01551 - 4/23/20...		PYPKT01551 - 4/23/2026 - Pay 4/23/20...			35,924.48	373,451.94
<u>10-401-4020</u>	Operations Unemployment					285.94	164.15	450.09
Post Date	Packet Number	Source Transaction	Pmt Number	Description	Vendor	Project Account	Amount	Running Balance
04/01/2026	APPKT04662	R 5-910559-0 033120...	106920	UNEMPLOYMENT	0795 - UTAH DEPT OF WORKFORCE SERVICE		164.15	450.09
04/10/2026	APPKT04706	13127	106935	2ND QUARTER OF 2026 - UNEMPLOYM...	0232 - EMPLOYER ADVOCATES LLC		173.78	623.87
04/10/2026	APPKT04731	13127	106935	2ND QUARTER OF 2026 - UNEMPLOYM...	0232 - EMPLOYER ADVOCATES LLC		-173.78	450.09

Detail Report

Date Range: 04/01/2026 - 04/30/2026

Account						Beginning Balance	Total Activity	Ending Balance
<u>10-401-4021</u> Operations Uniforms						6,038.80	2,517.27	8,556.07
Post Date	Packet Number	Source Transaction	Pmt Number	Description	Vendor	Project Account	Amount	Running Balance
04/01/2026	APPKT04634	INV0022406	4733	BOOTS REIMBURSEMENT - 2026	VEN01464 - LANCASTER, NEAL		215.00	6,253.80
04/01/2026	APPKT04693	4264591754	106893	UNIFORMS - OPERATIONS DEPT.	0136 - CINTAS		410.81	6,664.61
04/07/2026	APPKT04683	4265210103	106893	UNIFORMS - OPERATIONS DEPT.	0136 - CINTAS		420.04	7,084.65
04/15/2026	APPKT04760	4266048724	106966	UNIFORMS - OPERATIONS DEPT.	0136 - CINTAS		408.94	7,493.59
04/21/2026	POPKT16051	INV0022530	DFT0002684	Challenge team gloves Large	0784 - US BANK		114.12	7,607.71
04/21/2026	POPKT16051	INV0022530	DFT0002684	Challenge team gloves XL	0784 - US BANK		19.05	7,626.76
04/21/2026	POPKT16051	INV0022534	DFT0002684	Challenge team hard hats	0784 - US BANK		250.00	7,876.76
04/21/2026	POPKT16051	INV0022537	DFT0002684	Challenge team uniform belts	0784 - US BANK		275.05	8,151.81
04/22/2026	APPKT04756	4266847487	106966	UNIFORMS - OPERATIONS DEPT.	0136 - CINTAS		404.26	8,556.07
<u>10-401-4022</u> Operations Travel and Learning						300.00	13,078.00	13,378.00
Post Date	Packet Number	Source Transaction	Pmt Number	Description	Vendor	Project Account	Amount	Running Balance
04/08/2026	APPKT04636	INV0022429	4719	WEAU - APRIL 2026	VEN0067 - AUSTIN C. PETERSEN		688.55	988.55
04/08/2026	APPKT04636	INV0022430	4716	WEAU - APRIL 2026	VEN01427 - ADAMS, BRADY		688.55	1,677.10
04/08/2026	APPKT04636	INV0022434	4724	WEAU - APRIL 2026	VEN0181 - DARIN MORRIS		688.55	2,365.65
04/08/2026	APPKT04636	INV0022440	4732	WEAU - APRIL 2026	VEN0390 - JONATHAN PORTER		688.55	3,054.20
04/08/2026	APPKT04636	INV0022441	4730	WEAU - APRIL 2026	VEN01355 - JEFF BULLOCK		688.55	3,742.75
04/08/2026	APPKT04636	INV0022443	4736	WEAU - APRIL 2026	VEN01451 - NAU, MASTER N.		688.55	4,431.30
04/08/2026	APPKT04636	INV0022446	4742	WEAU - APRIL 2026	VEN0670 - SEAN FISCHER		688.55	5,119.85
04/08/2026	APPKT04636	INV0022447	4743	WEAU - APRIL 2026	VEN0679 - SHARON BURTON		1,236.95	6,356.80
04/08/2026	APPKT04636	INV0022448	4718	WEAU - APRIL 2026	VEN01580 - ANDERSON, THOMAS		688.55	7,045.35
04/21/2026	GLPKT09323	JN07118		WEAU 2026 WEAU Annual Conference- ...			565.00	7,610.35
04/21/2026	GLPKT09323	JN07118		EXPEDIA Hotel-Brady A, Austin P., Jeff B.,...			2,174.32	9,784.67
04/21/2026	GLPKT09323	JN07118		WEAU 2026 WEAU Annual Conference- ...			2,800.00	12,584.67
04/21/2026	GLPKT09323	JN07118		WEAU 2026 WEAU Annual Conference- ...			400.00	12,984.67
04/21/2026	GLPKT09323	JN07118		EXPEDIA Hotel - Drain Morris			393.33	13,378.00
<u>10-401-4023</u> Operations Memberships						792.00	372.00	1,164.00
Post Date	Packet Number	Source Transaction	Pmt Number	Description	Vendor	Project Account	Amount	Running Balance
04/07/2026	APPKT04636	AARON B. 2026	106923	MEMBERSHIP RENEWAL - AARON P. BRI...	0841 - WATER ENVIRONMENT FEDERATION		99.00	891.00
04/07/2026	APPKT04636	BRADY A. 2026	106925	MEMBERSHIP RENEWAL - BRADY ADAM...	0841 - WATER ENVIRONMENT FEDERATION		99.00	990.00
04/07/2026	APPKT04636	STEPHANIE P. 2026	106922	MEMBERSHIP RENEWAL - STEPHANIE P...	0841 - WATER ENVIRONMENT FEDERATION		99.00	1,089.00
04/21/2026	GLPKT09323	JN07118		DEQ STORM WATER Wastewater opera...			75.00	1,164.00

Detail Report

Date Range: 04/01/2026 - 04/30/2026

						Beginning Balance	Total Activity	Ending Balance
<u>10-401-4027</u> Operations Supplies						9,432.61	3,255.19	12,687.80
Post Date	Packet Number	Source Transaction	Pmt Number	Description	Vendor	Project Account	Amount	Running Balance
04/02/2026	POPKT15968	INV18664154	106927	GasoilA AP02 water finding paste	0883 - ZORO		20.99	9,453.60
04/21/2026	POPKT16051	INV0022516	DFT0002684	Adapter for previously mentioned gigant..	0784 - US BANK		8.98	9,462.58
04/21/2026	POPKT16051	INV0022519	DFT0002684	carwash soap	0784 - US BANK		34.98	9,497.56
04/21/2026	POPKT16051	INV0022523	DFT0002684	Gigantic socket to change sleeves on UV...	0784 - US BANK		55.87	9,553.43
04/21/2026	POPKT16051	INV0022528	DFT0002684	f250 floor mats # YTES0006	0784 - US BANK		89.99	9,643.42
04/21/2026	POPKT16051	INV0022529	DFT0002684	Centrifuge Tubes 15ml 500pcs	0784 - US BANK		105.99	9,749.41
04/21/2026	POPKT16051	INV0022551	DFT0002684	Carhartt front seat covers SSC3489COGY	0784 - US BANK		462.26	10,211.67
04/21/2026	POPKT16051	INV0022551	DFT0002684	Carhartt rear seat covers SSC8497COGY	0784 - US BANK		413.99	10,625.66
04/21/2026	POPKT16051	INV0022556	DFT0002684	Wen 500lb plastic utility cart	0784 - US BANK		259.18	10,884.84
04/21/2026	GLPKT09323	JN07118		LIFETIME PRODUCTS TAYLOR 27 inch ro...			1,343.88	12,228.72
04/21/2026	GLPKT09323	JN07118		AMAZON black bookshelf			104.49	12,333.21
04/21/2026	GLPKT09323	JN07118		AMAZON coat rack freestanding			53.19	12,386.40
04/21/2026	GLPKT09323	JN07118		AMAZON 3 single pocket mesh hanging f..			53.90	12,440.30
04/28/2026	POPKT16086	4245981		Settleometer Kit P# EW-05476-00	0149 - COLE-PARMER INSTRUMENT CO.		247.50	12,687.80
<u>10-401-4300</u> Operations Telephone						1,428.78	490.47	1,919.25
Post Date	Packet Number	Source Transaction	Pmt Number	Description	Vendor	Project Account	Amount	Running Balance
04/01/2026	APPKT04645	780044483	106908	ACCT#5-BVMFDXWV, SERVICE 4/1/26 T...	VEN01631 - LEVEL 3 COMMUNICATIONS, L...		173.73	1,602.51
04/21/2026	GLPKT09323	JN07118		Verizon control room			62.76	1,665.27
04/21/2026	GLPKT09323	JN07118		Verizon Sharon Burton			62.76	1,728.03
04/21/2026	GLPKT09323	JN07118		Verizon darin morris			52.76	1,780.79
04/21/2026	GLPKT09323	JN07118		Verizon Josh hunsaker			52.76	1,833.55
04/21/2026	GLPKT09323	JN07118		Verizon Shawn Groberg			39.68	1,873.23
04/21/2026	APPKT04706	617000076238	106957	ACCT#100000124710; DASH CAM SERVI...	0817 - VERIZON WIRELESS		46.02	1,919.25
<u>10-401-4600</u> Operations Water						2,015.64	330.91	2,346.55
Post Date	Packet Number	Source Transaction	Pmt Number	Description	Vendor	Project Account	Amount	Running Balance
04/01/2026	APPKT04653	.6230.01 04012026	106870	ACCT#.6230.01; FIRE LINE - MAR. 2026	0138 - CITY OF SOUTH SALT LAKE		244.96	2,260.60
04/01/2026	APPKT04654	.6255.01 04012026	106870	ACCT#.6255.01; WATER USAGE 2/3/26 ...	0138 - CITY OF SOUTH SALT LAKE		6.00	2,266.60
04/01/2026	APPKT04655	.6250.01 04012026	106870	ACCT#.6250.01; WATER USAGE 2/28/26...	0138 - CITY OF SOUTH SALT LAKE		79.95	2,346.55
<u>10-401-5100</u> Operations Polymer						94,594.50	31,531.50	126,126.00
Post Date	Packet Number	Source Transaction	Pmt Number	Description	Vendor	Project Account	Amount	Running Balance
04/06/2026	POPKT16060	2016841	106973	Polymer for APRIL 2026	0538 - POLYDYNE, INC.		31,531.50	126,126.00
<u>10-401-5200</u> Operations Hypo Chlorite						18,598.64	9,251.45	27,850.09
Post Date	Packet Number	Source Transaction	Pmt Number	Description	Vendor	Project Account	Amount	Running Balance
04/07/2026	POPKT16050	2026100104348	4784	Sodium Hypochlorite	0742 - THATCHER CHEMICAL COMPANY		9,251.45	27,850.09
<u>10-401-5300</u> Operations Ferric Sulfate						77,914.04	8,871.42	86,785.46
Post Date	Packet Number	Source Transaction	Pmt Number	Description	Vendor	Project Account	Amount	Running Balance
04/07/2026	POPKT15979	2026100102318	4744	Ferric Sulfate for GH	0742 - THATCHER CHEMICAL COMPANY		8,871.42	86,785.46

Detail Report

Date Range: 04/01/2026 - 04/30/2026

Account						Beginning Balance	Total Activity	Ending Balance
<u>10-401-5600</u> Operations Mag Chloride						2,127.04	2,742.40	4,869.44
Post Date	Packet Number	Source Transaction	Pmt Number	Description	Vendor	Project Account	Amount	Running Balance
04/21/2026	POPKT16085	CD202610582	106969	UNIT PRICE DIFFERENCE	VEN01485 - ENVIROTECH SERVICES, INC.		709.60	2,836.64
04/21/2026	POPKT16085	CD202610582	106969	Magnesium Chloride	VEN01485 - ENVIROTECH SERVICES, INC.		2,032.80	4,869.44
<u>10-401-6200</u> Operations Tools & Small Equipment						29,047.61	9,010.62	38,058.23
Post Date	Packet Number	Source Transaction	Pmt Number	Description	Vendor	Project Account	Amount	Running Balance
04/02/2026	POPKT15968	193053	106881	Blue-White MD1 Multi-Diaphragm Mete...	VEN01267 - WATERFORD SERVICES, LLC		8,048.60	37,096.21
04/21/2026	POPKT16051	INV0022518	DFT0002684	hand tools.	0784 - US BANK		16.98	37,113.19
04/21/2026	POPKT16051	INV0022531	DFT0002684	Head lamps for headworks	0784 - US BANK		139.94	37,253.13
04/21/2026	POPKT16051	INV0022548	DFT0002684	hand tools.	0784 - US BANK		44.98	37,298.11
04/21/2026	POPKT16051	INV0022555	DFT0002684	hand tools.	0784 - US BANK		57.98	37,356.09
04/21/2026	POPKT16051	INV0022555	DFT0002684	hand tools.	0784 - US BANK		26.48	37,382.57
04/21/2026	POPKT16051	INV0022555	DFT0002684	hand tools.	0784 - US BANK		32.98	37,415.55
04/21/2026	POPKT16051	INV0022555	DFT0002684	hand tools.	0784 - US BANK		38.98	37,454.53
04/27/2026	POPKT16086	9889554037		RESINTECH High Purity DI Cartridge	0827 - GRAINGER		603.70	38,058.23
<u>10-401-6400</u> Operations Maintenance						3,186.58	2,634.31	5,820.89
Post Date	Packet Number	Source Transaction	Pmt Number	Description	Vendor	Project Account	Amount	Running Balance
04/06/2026	POPKT15979	14939155	106904	Turbidity Meter Parts	0308 - HACH COMPANY		109.02	3,295.60
04/14/2026	APPKT04668	EA1666329	106907	MONTHLY CONTRACT SERVICE - BLOWE...	0425 - LES OLSON COMPANY		11.09	3,306.69
04/21/2026	POPKT16051	INV0022561	DFT0002684	Home depot dewalt nozzles # DXPA45ST	0784 - US BANK		24.97	3,331.66
04/21/2026	POPKT16051	INV0022561	DFT0002684	Home depot Milwaukee impact #32620...	0784 - US BANK		299.00	3,630.66
04/21/2026	POPKT16051	INV0022561	DFT0002684	Home depot Milwaukee impact Driver #.	0784 - US BANK		319.00	3,949.66
04/21/2026	POPKT16051	INV0022561	DFT0002684	Home depot power washer #dcpw1000b	0784 - US BANK		229.00	4,178.66
04/21/2026	POPKT16051	INV0022561	DFT0002684	Home depot dewalt cleaner #dwzpwsc12	0784 - US BANK		119.94	4,298.60
04/21/2026	POPKT16051	INV0022561	DFT0002684	Home depot dewalt nozzles #DXPA45TN	0784 - US BANK		69.94	4,368.54
04/21/2026	GLPKT09323	JN07118		CALRANCH-W JORDAN #13 Challenge te...			214.85	4,583.39
04/24/2026	APPKT04771	24804486159		UV BULBS DISPOSAL	VEN01589 - CLEAN EARTH		1,237.50	5,820.89
<u>10-401-6700</u> Operations Fuel						41,305.97	26,560.74	67,866.71
Post Date	Packet Number	Source Transaction	Pmt Number	Description	Vendor	Project Account	Amount	Running Balance
04/20/2026	POPKT16091	1213091-IN	4809	ADDITIONAL CHARGES	0175 - REBEL OIL COMPANY		70.74	41,376.71
04/20/2026	POPKT16091	1213091-IN	4809	Diesel Fuel	0175 - REBEL OIL COMPANY		26,490.00	67,866.71
<u>10-401-7070</u> Operations Pay-As-You-Go						66,980.02	600.00	67,580.02
Post Date	Packet Number	Source Transaction	Pmt Number	Description	Vendor	Project Account	Amount	Running Balance
04/21/2026	GLPKT09323	JN07118		RHINO LININGS OF UTAH New Spray on ...		Operations Trucks 2026	600.00	67,580.02
<u>10-402-4001</u> Mechanics Wages						305,450.79	93,562.24	399,013.03
Post Date	Packet Number	Source Transaction	Pmt Number	Description	Vendor	Project Account	Amount	Running Balance
04/09/2026	PYPKT01547	PYPKT01547 - 4/09/20...		PYPKT01547 - 4/09/2026 - Pay 4/9/2026			46,632.04	352,082.83
04/23/2026	PYPKT01551	PYPKT01551 - 4/23/20...		PYPKT01551 - 4/23/2026 - Pay 4/23/20...			46,930.20	399,013.03

Detail Report

Date Range: 04/01/2026 - 04/30/2026

Account	Name	Beginning Balance	Total Activity	Ending Balance				
10-402-4002	Mechanics Overtime	13,262.58	4,441.28	17,703.86				
Post Date	Packet Number	Source Transaction	Pmt Number	Description	Vendor	Project Account	Amount	Running Balance
04/09/2026	PYPKT01547	PYPKT01547 - 4/09/20...		PYPKT01547 - 4/09/2026 - Pay 4/9/2026			2,675.02	15,937.60
04/23/2026	PYPKT01551	PYPKT01551 - 4/23/20...		PYPKT01551 - 4/23/2026 - Pay 4/23/20...			1,766.26	17,703.86
10-402-4003	Mechanics Retirement	84,289.36	24,500.90	108,790.26				
Post Date	Packet Number	Source Transaction	Pmt Number	Description	Vendor	Project Account	Amount	Running Balance
04/09/2026	PYPKT01547	PYPKT01547 - 4/09/20...		PYPKT01547 - 4/09/2026 - Pay 4/9/2026			12,326.78	96,616.14
04/23/2026	PYPKT01551	PYPKT01551 - 4/23/20...		PYPKT01551 - 4/23/2026 - Pay 4/23/20...			12,174.12	108,790.26
10-402-4004	Mechanics Benefits	114,735.35	28,191.16	142,926.51				
Post Date	Packet Number	Source Transaction	Pmt Number	Description	Vendor	Project Account	Amount	Running Balance
04/01/2026	APPKT04634	APR26-2049	4720	MECHANICS	0086 - BLOMQUIST HALE CONSULTING, INC.		57.53	114,792.88
04/09/2026	PYPKT01547	PYPKT01547 - 4/09/20...		PYPKT01547 - 4/09/2026 - Pay 4/9/2026			14,004.13	128,797.01
04/23/2026	PYPKT01551	PYPKT01551 - 4/23/20...		PYPKT01551 - 4/23/2026 - Pay 4/23/20...			14,129.50	142,926.51
10-402-4021	Mechanics Uniforms	4,154.26	1,397.51	5,551.77				
Post Date	Packet Number	Source Transaction	Pmt Number	Description	Vendor	Project Account	Amount	Running Balance
04/01/2026	APPKT04630	INV0022396	4728	BOOTS REIMBURSEMENT - 2026	VEN0369 - JAMES MAGILL		215.00	4,369.26
04/01/2026	APPKT04690	4264591566	106893	UNIFORMS - MECHANICS DEPT.	0136 - CINTAS		281.88	4,651.14
04/07/2026	APPKT04686	4265209670	106893	UNIFORMS - MECHANICS DEPT.	0136 - CINTAS		311.25	4,962.39
04/15/2026	APPKT04762	4266048575	106966	UNIFORMS - MECHANICS DEPT.	0136 - CINTAS		278.80	5,241.19
04/22/2026	APPKT04755	4266847246	106966	UNIFORMS - MECHANICS DEPT.	0136 - CINTAS		310.58	5,551.77
10-402-4022	Mechanics Travel and Learning	3,145.00	8,609.98	11,754.98				
Post Date	Packet Number	Source Transaction	Pmt Number	Description	Vendor	Project Account	Amount	Running Balance
04/01/2026	POPKT16029	17088752	4755	Fusion Acadamy	0363 - ISCO INDUSTRIES, LLC		2,500.00	5,645.00
04/08/2026	APPKT04636	INV0022433	4723	WEAU - APRIL 2026	VEN0131 - CHRIS REILLEY		1,236.95	6,881.95
04/08/2026	APPKT04636	INV0022437	4729	WEAU - APRIL 2026	VEN0370 - JARED O'BRIEN		756.55	7,638.50
04/21/2026	GLPKT09323	JN07118		WEAU 2026 WEAU Annual Conference- ...			1,130.00	8,768.50
04/21/2026	GLPKT09323	JN07118		EXPEDIA Hotel - Graig Jensen			816.46	9,584.96
04/21/2026	GLPKT09323	JN07118		EXPEDIA Hotel - Jared O'Brien			360.42	9,945.38
04/21/2026	GLPKT09323	JN07118		AMERICAN AIR Air fair - Graig Jensen - to..			626.80	10,572.18
04/21/2026	GLPKT09323	JN07118		JETBLUE Air Fair - Charles B.			386.40	10,958.58
04/21/2026	GLPKT09323	JN07118		JETBLUE Air Fair - Craig Jensen			396.40	11,354.98
04/21/2026	GLPKT09323	JN07118		WEAU 2026 WEAU Annual Conference- ...			400.00	11,754.98
10-402-4027	Mechanics Supplies	1,297.91	128.60	1,426.51				
Post Date	Packet Number	Source Transaction	Pmt Number	Description	Vendor	Project Account	Amount	Running Balance
04/01/2026	POPKT15968	9864362117	4754	Size 12 hip wader P/N# 35GU38	0827 - GRAINGER		128.60	1,426.51

Detail Report

Date Range: 04/01/2026 - 04/30/2026

Account		Name				Beginning Balance	Total Activity	Ending Balance
<u>10-402-4100</u>		Mechanics Contract Services				63,041.05	12,672.32	75,713.37
Post Date	Packet Number	Source Transaction	Pmt Number	Description	Vendor	Project Account	Amount	Running Balance
04/03/2026	APPKT04688	206799	4757	EQUIPMENT BARN EXHAUST SYSTEM	0468 - MOUNTAIN VALLEY MECHANICAL INC		1,533.05	64,574.10
04/08/2026	POPKT16098	INV139839	105984	W/O85837Monorail hoist reuse bld	VEN01523 - CRANETECH INC.		1,115.00	65,689.10
04/08/2026	POPKT16098	INV139839	105984	Crane will Not go north/south	VEN01523 - CRANETECH INC.		1.00	65,690.10
04/09/2026	POPKT16026	240036847	105898	work on fork lift	0204 - DILLON TOYOTA LIFT		20.00	65,710.10
04/09/2026	POPKT16026	240036847	105898	W/O 0085384 fork lift	0204 - DILLON TOYOTA LIFT		1,658.04	67,368.14
04/21/2026	APPKT04759	206904		SIDE STREAM NITROGEN - MICC DOWN	0468 - MOUNTAIN VALLEY MECHANICAL INC		332.50	67,700.64
04/23/2026	POPKT16095	2375		machine adaptors for roll torque	0864 - WHIP INDUSTRIAL MACHINE LLC.		16.00	67,716.64
04/23/2026	POPKT16095	2375		W/O 0085196 wash press	0864 - WHIP INDUSTRIAL MACHINE LLC.		109.00	67,825.64
04/23/2026	APPKT04808	2375		machine adaptors for roll torque	0864 - WHIP INDUSTRIAL MACHINE LLC.		-16.00	67,809.64
04/23/2026	APPKT04808	2375		W/O 0085196 wash press	0864 - WHIP INDUSTRIAL MACHINE LLC.		-109.00	67,700.64
04/24/2026	POPKT16097	INV141100		Install JIB swing limits	VEN01523 - CRANETECH INC.		824.73	68,525.37
04/30/2026	POPKT16116	485	4808	trench sprinkler	0600 - R & S GUNN, INC.		960.00	69,485.37
04/30/2026	POPKT16116	485	4808	secondary clarifier #6 weld manhole	0600 - R & S GUNN, INC.		1,010.00	70,495.37
04/30/2026	POPKT16116	485	4808	BNR FAB	0600 - R & S GUNN, INC.		5,218.00	75,713.37
<u>10-402-4300</u>		Mechanics Telephone				1,172.40	467.51	1,639.91
Post Date	Packet Number	Source Transaction	Pmt Number	Description	Vendor	Project Account	Amount	Running Balance
04/01/2026	APPKT04645	780044483	105908	ACCT#5-BVMFDXWV, SERVICE 4/1/26 T...	VEN01631 - LEVEL 3 COMMUNICATIONS, L...		131.86	1,304.26
04/21/2026	GLPKT09323	JN07118		Verizon Jared Obrien			52.76	1,357.02
04/21/2026	GLPKT09323	JN07118		Verizon chris reilley			52.76	1,409.78
04/21/2026	APPKT04706	617000076238	105957	ACCT#100000124710; DASH CAM SERVI...	0817 - VERIZON WIRELESS		230.13	1,639.91
<u>10-402-6200</u>		Mechanics Tools & Small Equipment				1,960.04	159.68	2,119.72
Post Date	Packet Number	Source Transaction	Pmt Number	Description	Vendor	Project Account	Amount	Running Balance
04/21/2026	POPKT16051	INV0022517	DFT0002684	1/4" drive 5/32" hex bit	0784 - US BANK		15.08	1,975.12
04/21/2026	POPKT16051	INV0022524	DFT0002684	12" Hercules non ferrous blade	0784 - US BANK		59.20	2,034.32
04/21/2026	POPKT16051	INV0022526	DFT0002684	3/8" Drive Impact Extension Set asin#B...	0784 - US BANK		16.48	2,050.80
04/21/2026	POPKT16051	INV0022526	DFT0002684	3/4 inch Ratcheting combo Wrench asin...	0784 - US BANK		17.38	2,068.18
04/21/2026	POPKT16051	INV0022526	DFT0002684	1/2" Drive Impact Extension Bar Set asin...	0784 - US BANK		13.29	2,081.47
04/21/2026	POPKT16051	INV0022526	DFT0002684	3/16 allen socket 1/4 drive asin# B07CT...	0784 - US BANK		5.09	2,086.56
04/21/2026	POPKT16051	INV0022526	DFT0002684	36-Piece Allen Wrench set asin# B07V8...	0784 - US BANK		10.49	2,097.05
04/21/2026	POPKT16051	INV0022526	DFT0002684	3/32 allen socket 1/4 drive asin# B00JF5...	0784 - US BANK		7.99	2,105.04
04/21/2026	POPKT16051	INV0022526	DFT0002684	2 LB Dead Blow Hammer asin# B00QY...	0784 - US BANK		14.68	2,119.72
<u>10-402-6300</u>		Mechanics Vehicles Maintenance				4,800.21	376.11	5,176.32
Post Date	Packet Number	Source Transaction	Pmt Number	Description	Vendor	Project Account	Amount	Running Balance
04/21/2026	POPKT16051	INV0022522	DFT0002684	Yamaha Oil Change Kit Amazon ASIN:B0...	0784 - US BANK		52.99	4,853.20
04/21/2026	POPKT16086	979861		oil filter BK HP 2010	0282 - GENUINE PARTS CO.		35.98	4,889.18
04/21/2026	POPKT16086	979861		5W-20W synthetic motor oil	0282 - GENUINE PARTS CO.		43.18	4,932.36
04/22/2026	POPKT16116	280140227	4807	repair tire Sencers Rotate/Balance	0556 - PURCELL TIRE AND SERVICE CENTER		243.96	5,176.32

Detail Report

Date Range: 04/01/2026 - 04/30/2026

Account		Name				Beginning Balance	Total Activity	Ending Balance
10-402-6400		Mechanics Maintenance				170,258.02	29,879.62	200,137.64
Post Date	Packet Number	Source Transaction	Pmt Number	Description	Vendor	Project Account	Amount	Running Balance
04/01/2026	POPKT15968	9863301777	4754	Blade - Metal Sawzall 12" (5TJE8	0827 - GRAINGER		36.62	170,294.64
04/01/2026	POPKT15968	9863301777	4754	Blade -Sawzall Metal Curved 8" (2AC16	0827 - GRAINGER		21.23	170,315.87
04/01/2026	POPKT15968	9863301777	4754	Blade - Metal Sawzall 6" 2AC20	0827 - GRAINGER		16.60	170,332.47
04/01/2026	POPKT15968	9864362125	4754	45U888 AIR FILTER	0827 - GRAINGER		11.45	170,343.92
04/01/2026	APPKT04679	5523875277	4748	ACCT#2395116, RENT CYL - MAR. 2026	0024 - AIRGAS USA, LLC		81.90	170,425.82
04/01/2026	POPKT16028	258867067-002	106919	Towable electric manlift rental 3/17/26 ...	0774 - UNITED RENTALS, INC		3,000.00	173,425.82
04/02/2026	POPKT15979	S4-26-11	4781	4" X 1/8" THK 150# RING GASKET BLACK	0529 - PIPE VALVE AND FITTING CO.		104.80	173,530.62
04/02/2026	POPKT15979	S4-26-11	4781	4" X 1/8" THK 150# FULL FACE GASKET ...	0529 - PIPE VALVE AND FITTING CO.		60.00	173,590.62
04/02/2026	POPKT15979	S4-26-12	4781	3/4" X 45 deg. black iron pipe	0529 - PIPE VALVE AND FITTING CO.		11.20	173,601.82
04/02/2026	POPKT15979	S4-26-12	4781	3/4" X 6" nipple black iron pipe	0529 - PIPE VALVE AND FITTING CO.		17.76	173,619.58
04/02/2026	POPKT15979	S4-26-12	4781	3/4" X 90 deg. black iron pipe	0529 - PIPE VALVE AND FITTING CO.		17.00	173,636.58
04/06/2026	POPKT15979	9865462585	4754	Water solenoid P/N# 2HTT1	0827 - GRAINGER		343.64	173,980.22
04/06/2026	POPKT15979	986619000	106905	0375015 X15 AIR DRY MUF STD 1.5M 9-...	0259 - HARTFIEL AUTOMATION SA, LLC DBA...		467.46	174,447.68
04/06/2026	POPKT16034	0025956488-001	106938	1 stick of 1" schedule 80 PVC	0158 - HERITAGE POOL SUPPLY GROUP, INC.		22.87	174,470.55
04/08/2026	POPKT15993	9870081255	4754	Plastic Clear Hose - 1" (796JU4	0827 - GRAINGER		122.78	174,593.33
04/08/2026	POPKT15993	9870081255	4754	PVC Clear Hose ID - 3/4" (796JU3	0827 - GRAINGER		92.94	174,686.27
04/08/2026	POPKT16021	9170866196	4748	ARGON REFILL 3 BOTTLES	0024 - AIRGAS USA, LLC		104.16	174,790.43
04/09/2026	POPKT15999	UT01-00889170	106944	Eurodrive #41408 pinion gear	0466 - MOTION INDUSTRIES, INC.		95.23	174,885.66
04/09/2026	POPKT16021	02186350	106939	Gates 250 psi 1" Hose 100' W/ 1" Male ...	0325 - HOSE & RUBBER SUPPLY		372.18	175,257.84
04/09/2026	POPKT16021	976887	106903	air filter #542135	0282 - GENUINE PARTS CO.		30.82	175,288.66
04/13/2026	POPKT16034	7034303179	106961	SKF_6206 2ZJEM SINGLE ROW BALL BR...	0056 - APPLIED INDUSTRIAL TECH		22.99	175,311.65
04/14/2026	APPKT04668	EA1666329	106907	MONTHLY CONTRACT SERVICE - MAINT...	0425 - LES OLSON COMPANY		8.68	175,320.33
04/14/2026	POPKT16021	3052763		No.10 10" 90 deg elbow	0341 - INDUSTRIAL PIPING PRODUCTS		1,486.41	176,806.74
04/14/2026	POPKT16025	258849545-002	106919	Road Plate Rental for painting Bar Scree...	0774 - UNITED RENTALS, INC		2,560.32	179,367.06
04/15/2026	POPKT16034	264718		3/8" X 5" SS WEDGE ANCHOR W/ NUT &...	0770 - UINTAH FASTENERS & SUPPLY		1,325.00	180,692.06
04/15/2026	POPKT16034	S4-26-89	4781	3/4" 90 deg black iron pipe fitting	0529 - PIPE VALVE AND FITTING CO.		13.60	180,705.66
04/20/2026	POPKT16052	264825		1" X 4" SS NC CAP SCREW	0770 - UINTAH FASTENERS & SUPPLY		244.80	180,950.46
04/20/2026	POPKT16052	264825		7/8" X 2 1/2" SS NC CAP SCREW	0770 - UINTAH FASTENERS & SUPPLY		136.80	181,087.26
04/20/2026	POPKT16052	264825		1" SS NC HEX NUT	0770 - UINTAH FASTENERS & SUPPLY		41.60	181,128.86
04/20/2026	POPKT16052	264825		7/8" SS NC HEX NUT	0770 - UINTAH FASTENERS & SUPPLY		37.80	181,166.66
04/21/2026	POPKT16051	INV0022536	DFT0002684	Bell & Gossett PRV P/N# 790-50 3/4 50p...	0784 - US BANK		272.68	181,439.34
04/21/2026	POPKT16051	INV0022553	DFT0002684	Item # 328961 3-Tier Chrome Metal she...	0784 - US BANK		131.96	181,571.30
04/21/2026	POPKT16051	INV0022558	DFT0002684	GE Washing machine item #5684533	0784 - US BANK		528.00	182,099.30
04/21/2026	POPKT16051	INV0022559	DFT0002684	ross 20-WR 2" npt valve	0784 - US BANK		2,782.11	184,881.41
04/21/2026	POPKT16051	INV0022563	DFT0002684	90# bags high strength concrete mix	0784 - US BANK		366.00	185,247.41
04/21/2026	POPKT16051	INV0022564	DFT0002684	HARD HAT HEAD LAMPS FOR ADMIN	0784 - US BANK		139.94	185,387.35
04/21/2026	GLPKT09323	JN07118		AMAZON 12"x12" aluminum gable ve...			194.69	185,582.04
04/21/2026	GLPKT09323	JN07118		STATE TRAILER SUPPLY SALT 6" poly w...			17.98	185,600.02
04/21/2026	POPKT16074	02191248		air hose	0325 - HOSE & RUBBER SUPPLY		57.02	185,657.04
04/22/2026	POPKT16061	7034350623		BAU_2502470 GEARWHEEL B40-R2-10	0056 - APPLIED INDUSTRIAL TECH		1,035.58	186,692.62
04/22/2026	POPKT16061	7034350623		BAU_30370400 GEARWHEEL BM1-10-9 ...	0056 - APPLIED INDUSTRIAL TECH		294.37	186,986.99
04/22/2026	POPKT16061	7034350623		BAU2507781 PINION GEAR	0056 - APPLIED INDUSTRIAL TECH		784.74	187,771.73

Detail Report

Date Range: 04/01/2026 - 04/30/2026

Account		Name				Beginning Balance	Total Activity	Ending Balance
<u>10-402-6400</u>		Mechanics Maintenance - Continued				170,258.02	29,879.62	200,137.64
Post Date	Packet Number	Source Transaction	Pmt Number	Description	Vendor	Project Account	Amount	Running Balance
04/22/2026	POPKT16061	7034350623		BAU_2554666 SHAFT SEAL 30X 62X 7 D...	0056 - APPLIED INDUSTRIAL TECH		69.02	187,840.75
04/22/2026	POPKT16061	7034350623		BAU_1015494 BEARING 6205	0056 - APPLIED INDUSTRIAL TECH		122.16	187,962.91
04/22/2026	POPKT16061	7034350623		BAU2504961 NEMA INPUT SEAL	0056 - APPLIED INDUSTRIAL TECH		70.42	188,033.33
04/22/2026	POPKT16061	7034350623		BAUR_CR81695 Speedi-sleeve	0056 - APPLIED INDUSTRIAL TECH		120.79	188,154.12
04/22/2026	POPKT16061	CD10030714		Flange plate	VEN01237 - HUBER TECHNOLOGY, INC.		2,176.38	190,330.50
04/22/2026	POPKT16067	3053353		10" Vic gasket STYLE 77 coupling	0341 - INDUSTRIAL PIPING PRODUCTS		775.50	191,106.00
04/22/2026	APPKT04753	56222614		ACCT#71716899, CYLINDER RENTAL 3/2...	0541 - LINDE GAS & EQUIPMENT INC.		390.10	191,496.10
04/22/2026	APPKT04754	56240501		ACCT#75909258, CYLINDER RENTAL 3/2...	0541 - LINDE GAS & EQUIPMENT INC.		1,101.82	192,597.92
04/27/2026	POPKT16086	020F5946		1/2" x 20 ft cpvc sch80	0312 - HARRINGTON INDUSTRIAL PLASTICS		33.00	192,630.92
04/27/2026	POPKT16086	020F5946		2" mip x 2" female socket cpvc sch 40	0312 - HARRINGTON INDUSTRIAL PLASTICS		15.35	192,646.27
04/27/2026	POPKT16086	020F5946		2" 90 cpvc sch 40	0312 - HARRINGTON INDUSTRIAL PLASTICS		59.80	192,706.07
04/27/2026	POPKT16086	020F5946		1/2" male CPVC glue x 3/8" FIP CPVC fitt...	0312 - HARRINGTON INDUSTRIAL PLASTICS		28.86	192,734.93
04/27/2026	POPKT16086	020F5946		1/2" MIP x 1/2 female socket cpvc	0312 - HARRINGTON INDUSTRIAL PLASTICS		11.04	192,745.97
04/27/2026	POPKT16086	020F5946		3/4" cpvc tee sch 80	0312 - HARRINGTON INDUSTRIAL PLASTICS		4.83	192,750.80
04/27/2026	POPKT16086	020F5946		1/2 tru union cpvc ball valve sch 80	0312 - HARRINGTON INDUSTRIAL PLASTICS		270.92	193,021.72
04/27/2026	POPKT16086	020F5946		1/2" cpvc 90	0312 - HARRINGTON INDUSTRIAL PLASTICS		24.24	193,045.96
04/27/2026	POPKT16086	020F5946		1/2" cpvc tee sch 80	0312 - HARRINGTON INDUSTRIAL PLASTICS		28.50	193,074.46
04/27/2026	POPKT16086	020F5946		2" sch 40 CPVC pipe 20 ft	0312 - HARRINGTON INDUSTRIAL PLASTICS		135.60	193,210.06
04/27/2026	POPKT16086	020F5946		1/2 cpvc cross sch 80	0312 - HARRINGTON INDUSTRIAL PLASTICS		20.25	193,230.31
04/27/2026	POPKT16086	90628985		851122500 BLOWER INTAKE ELEMENT	0155 - HITACHI GLOBAL AIR POWER US, LLC		294.00	193,524.31
04/27/2026	POPKT16086	9895574540		Moil point chisel P/N# 4MGZ4	0827 - GRAINGER		47.58	193,571.89
04/27/2026	POPKT16116	280140277	4807	Sencer repaired Rotate/Balance	0556 - PURCELL TIRE AND SERVICE CENTER		243.96	193,815.85
04/28/2026	POPKT16086	020F5900		500ft 3/8"od x 1/4 Id polyethylene tubi...	0312 - HARRINGTON INDUSTRIAL PLASTICS		187.73	194,003.58
04/28/2026	POPKT16086	020F5900		3/8" MIP x 3/8" comp all plastic fitting	0312 - HARRINGTON INDUSTRIAL PLASTICS		96.60	194,100.18
04/28/2026	POPKT16086	9887917327		3/4 x 3" Galv nipple	0827 - GRAINGER		24.90	194,125.08
04/28/2026	POPKT16086	9887917327		Blade - Metal Sawzall 12" (5TJE8	0827 - GRAINGER		36.62	194,161.70
04/28/2026	POPKT16086	9887917327		BFP Tape (#5REA3	0827 - GRAINGER		55.74	194,217.44
04/28/2026	POPKT16086	9894746008		ADMIN DOOR CLOSER	0827 - GRAINGER		762.50	194,979.94
04/28/2026	POPKT16101	2726-020		800491 Double Mechanical Seal	0826 - W-CUBED		5,106.00	200,085.94
04/30/2026	POPKT16101	116864	107000	1/4" quick connect fitting hydraulic	0860 - WESTERN INDUSTRIAL PRODUCTS		51.70	200,137.64
<u>10-402-7070</u>		Mechanics Pay-As-You-Go				227,824.00	84,852.57	312,676.57
Post Date	Packet Number	Source Transaction	Pmt Number	Description	Vendor	Project Account	Amount	Running Balance
04/07/2026	POPKT15979	S4-26-38	4781	12" X 1/2" THK 304 SS SLIP ON PLATE FLG	0529 - PIPE VALVE AND FITTING CO.	Agitation Air Lines Rep...	636.06	228,460.06
04/07/2026	POPKT15979	S4-26-38	4781	16" X 1/2 THK" 304 SS SLIP ON PLATE FLG	0529 - PIPE VALVE AND FITTING CO.	Agitation Air Lines Rep...	2,535.94	230,996.00
04/27/2026	APPKT04747	51110822	106967	MOTOR CO1 FIRMWARE	0225 - ELECTRICAL RELIABILITY SERVICE	Influent Pump 2026	4,125.00	235,121.00
04/30/2026	POPKT16116	485	4808	Secondary Clarifier #2 change laundry to..	0600 - R & S GUNN, INC.	Primary & Secondary C..	44,224.00	279,345.00
04/30/2026	POPKT16116	485	4808	Headworks agitation air line fabricate a...	0600 - R & S GUNN, INC.	Agitation Air Lines Rep...	30,686.00	310,031.00
04/30/2026	POPKT16116	485	4808	Material Stainless steel rod	0600 - R & S GUNN, INC.	Primary & Secondary C..	2,645.57	312,676.57

Detail Report

Date Range: 04/01/2026 - 04/30/2026

Account						Beginning Balance	Total Activity	Ending Balance
10-403-4001 Electrical Wages						161,365.76	49,387.52	210,753.28
Post Date	Packet Number	Source Transaction	Pmt Number	Description	Vendor	Project Account	Amount	Running Balance
04/09/2026	PYPKT01547	PYPKT01547 - 4/09/20...		PYPKT01547 - 4/09/2026 - Pay 4/9/2026			24,679.61	186,045.37
04/23/2026	PYPKT01551	PYPKT01551 - 4/23/20...		PYPKT01551 - 4/23/2026 - Pay 4/23/20...			24,707.91	210,753.28
10-403-4002 Electrical Overtime						8,390.28	1,430.19	9,820.47
Post Date	Packet Number	Source Transaction	Pmt Number	Description	Vendor	Project Account	Amount	Running Balance
04/09/2026	PYPKT01547	PYPKT01547 - 4/09/20...		PYPKT01547 - 4/09/2026 - Pay 4/9/2026			973.18	9,363.46
04/23/2026	PYPKT01551	PYPKT01551 - 4/23/20...		PYPKT01551 - 4/23/2026 - Pay 4/23/20...			457.01	9,820.47
10-403-4003 Electrical Retirement						44,834.08	12,704.45	57,538.53
Post Date	Packet Number	Source Transaction	Pmt Number	Description	Vendor	Project Account	Amount	Running Balance
04/09/2026	PYPKT01547	PYPKT01547 - 4/09/20...		PYPKT01547 - 4/09/2026 - Pay 4/9/2026			6,413.21	51,247.29
04/23/2026	PYPKT01551	PYPKT01551 - 4/23/20...		PYPKT01551 - 4/23/2026 - Pay 4/23/20...			6,291.24	57,538.53
10-403-4004 Electrical Benefits						58,264.67	14,043.23	72,307.90
Post Date	Packet Number	Source Transaction	Pmt Number	Description	Vendor	Project Account	Amount	Running Balance
04/01/2026	APPKT04634	APR26-2049	4720	ELECTRICAL	0086 - BLOMQUIST HALE CONSULTING, INC.		31.38	58,296.05
04/09/2026	PYPKT01547	PYPKT01547 - 4/09/20...		PYPKT01547 - 4/09/2026 - Pay 4/9/2026			7,012.92	65,308.97
04/23/2026	PYPKT01551	PYPKT01551 - 4/23/20...		PYPKT01551 - 4/23/2026 - Pay 4/23/20...			6,998.93	72,307.90
10-403-4021 Electrical Uniforms						2,861.04	928.68	3,789.72
Post Date	Packet Number	Source Transaction	Pmt Number	Description	Vendor	Project Account	Amount	Running Balance
04/01/2026	APPKT04692	4264591463	106893	UNIFORMS - ELECTRICAL DEPT.	0136 - CINTAS		178.42	3,039.46
04/02/2026	APPKT04634	INV0022405	4725	BOOTS REIMBURSEMENT - 2026	VEN0191 - DENNIS YOUNG		215.00	3,254.46
04/07/2026	APPKT04684	4265209475	106893	UNIFORMS - ELECTRICAL DEPT.	0136 - CINTAS		178.42	3,432.88
04/15/2026	APPKT04763	4266048457	106966	UNIFORMS - ELECTRICAL DEPT.	0136 - CINTAS		178.42	3,611.30
04/22/2026	APPKT04757	4266847163	106966	UNIFORMS - ELECTRICAL DEPT.	0136 - CINTAS		178.42	3,789.72
10-403-4022 Electrical Travel and Learning						3,500.00	3,907.46	7,407.46
Post Date	Packet Number	Source Transaction	Pmt Number	Description	Vendor	Project Account	Amount	Running Balance
04/08/2026	APPKT04636	INV0022438	4739	WEAU - APRIL 2026	VEN01294 - NOWELL, JAY		688.55	4,188.55
04/21/2026	GLPKT09323	JN07118		2026 UTAH CHAPTER IAEI Registration - ...			945.00	5,133.55
04/30/2026	APPKT04773	INV0022660	4806	IAEI - WENDOVER, 5/3/26 TO 5/6/26	VEN01430 - OMAN, ZACHARY		757.97	5,891.52
04/30/2026	APPKT04773	INV0022661	4804	IAEI - WENDOVER, 5/3/26 TO 5/6/26	VEN01491 - MIKLAUTSCH, HENRY		757.97	6,649.49
04/30/2026	APPKT04773	INV0022662	4805	IAEI - WENDOVER, 5/3/26 TO 5/6/26	VEN01294 - NOWELL, JAY		757.97	7,407.46
10-403-4023 Electrical Memberships						75.00	354.00	429.00
Post Date	Packet Number	Source Transaction	Pmt Number	Description	Vendor	Project Account	Amount	Running Balance
04/07/2026	APPKT04636	JAY N. 2026	106924	MEMBERSHIP RENEWAL - JAY D. NOWE...	0841 - WATER ENVIRONMENT FEDERATION		99.00	174.00
04/20/2026	APPKT04706	INV0022566	4778	REIMBURSEMENT - OPERATOR I EXAM	VEN01491 - MIKLAUTSCH, HENRY		156.00	330.00
04/21/2026	GLPKT09323	JN07118		WEF MAIN Membership - Tom Andersom			99.00	429.00

Detail Report

Date Range: 04/01/2026 - 04/30/2026

Account						Beginning Balance	Total Activity	Ending Balance
<u>10-403-4100</u> Electrical Contract Services						47,776.95	30,777.91	78,554.86
Post Date	Packet Number	Source Transaction	Pmt Number	Description	Vendor	Project Account	Amount	Running Balance
04/23/2026	APPKT04747	124001-025		FUEL STATION REFEED	0695 - SKYLINE ELECTRIC COMPANY		23,907.62	71,684.57
04/27/2026	APPKT04747	124001-024	4796	FUEL STATION REFEED	0695 - SKYLINE ELECTRIC COMPANY		6,488.73	78,173.30
04/29/2026	APPKT04805	44000781		FORKLIFT REPAIRS ON 4/7/26	0204 - DILLON TOYOTA LIFT		381.56	78,554.86
<u>10-403-4300</u> Electrical Telephone						532.98	177.66	710.64
Post Date	Packet Number	Source Transaction	Pmt Number	Description	Vendor	Project Account	Amount	Running Balance
04/01/2026	APPKT04645	780044483	106908	ACCT#5-BVMFDXWV, SERVICE 4/1/26 T...	VEN01631 - LEVEL 3 COMMUNICATIONS, L...		124.90	657.88
04/21/2026	GLPKT09323	JN07118		Verizon Denny Stock			52.76	710.64
<u>10-403-6200</u> Electrical Tools & Small Equipment						2,655.99	577.85	3,233.84
Post Date	Packet Number	Source Transaction	Pmt Number	Description	Vendor	Project Account	Amount	Running Balance
04/13/2026	POPKT16021	9871457702	4754	31JV33 1/4-20 X 5/8 SCREW	0827 - GRAINGER		5.72	2,661.71
04/13/2026	POPKT16021	9871457702	4754	36D051 Key lock box	0827 - GRAINGER		344.43	3,006.14
04/13/2026	POPKT16021	9871457702	4754	31JV34 1/4-20 X 3/4 SCREW	0827 - GRAINGER		6.10	3,012.24
04/13/2026	POPKT16021	9871457702	4754	20KR21 Key tags	0827 - GRAINGER		16.45	3,028.69
04/13/2026	POPKT16021	9876501926	4754	31JV32 1/4-20 X 1/2 SCREW	0827 - GRAINGER		5.17	3,033.86
04/21/2026	POPKT16051	INV0022533	DFT0002684	B0B9PZCYPC Diablo oscillating cutting bl...	0784 - US BANK		199.98	3,233.84

Detail Report

Date Range: 04/01/2026 - 04/30/2026

Account	Name	Beginning Balance	Total Activity	Ending Balance				
10-403-6400	Electrical Maintenance	46,448.48	74,609.04	121,057.52				
Post Date	Packet Number	Source Transaction	Pmt Number	Description	Vendor	Project Account	Amount	Running Balance
04/06/2026	POPKT15979	14937891	106904	Cap for calibration purpose on gas syst...	0308 - HACH COMPANY		496.00	46,944.48
04/06/2026	POPKT15979	680743	106921	VEGASWING 63	VEN01480 - VEGA AMERICAS, INC.		1,390.47	48,334.95
04/09/2026	POPKT16005	9873603733	4754	lock out hasps	0827 - GRAINGER		62.68	48,397.63
04/13/2026	POPKT16052	5672597196	4795	One (1) XPS-15 Transducer	0688 - SIEMENS INDUSTRY, INC		1,440.00	49,837.63
04/14/2026	POPKT16021	9876858656	4754	Item#9DT29, inspection tags	0827 - GRAINGER		6.95	49,844.58
04/14/2026	POPKT16034	S009468756.001		Atlas round pole adaptor	0146 - CODALE ELECTRIC SUPPLY, INC.		107.73	49,952.31
04/14/2026	POPKT16034	S009468756.001		Atlas light fixture	0146 - CODALE ELECTRIC SUPPLY, INC.		3,853.85	53,806.16
04/14/2026	POPKT16034	S009468756.001		Valmont pole with collar	0146 - CODALE ELECTRIC SUPPLY, INC.		19,415.41	73,221.57
04/17/2026	POPKT16052	7G59809	106993	0215186 3-amp fuses KTK 3	0534 - PLATT ELECTRIC SUPPLY		241.76	73,463.33
04/20/2026	POPKT16052	9880427639	4802	Grit pump solenoid	0827 - GRAINGER		271.20	73,734.53
04/21/2026	POPKT16051	INV0022525	DFT0002684	2 pack of flood lights for stand #BODXK...	0784 - US BANK		84.26	73,818.79
04/21/2026	POPKT16051	INV0022527	DFT0002684	Item #3541080 Lithonia 4 ft adjustable L...	0784 - US BANK		87.96	73,906.75
04/21/2026	POPKT16051	INV0022543	DFT0002684	Schwinn 290 Recumbent Bike	0784 - US BANK		999.00	74,905.75
04/21/2026	POPKT16051	INV0022543	DFT0002684	Upright bike replacement NordiTrack G ...	0784 - US BANK		699.00	75,604.75
04/21/2026	POPKT16051	INV0022544	DFT0002684	item #3541081 8ft LED Strip light adjust...	0784 - US BANK		2,111.52	77,716.27
04/21/2026	POPKT16051	INV0022565	DFT0002684	item #3541081 8ft LED Strip light adjust...	0784 - US BANK		967.78	78,684.05
04/21/2026	APPKT04726	INV0022565	DFT0002684	item #3541081 8ft LED Strip light adjust...	0784 - US BANK		967.78	79,651.83
04/21/2026	APPKT04726	INV0022565	DFT0002684	item #3541081 8ft LED Strip light adjust...	0784 - US BANK		-967.78	78,684.05
04/21/2026	GLPKT09323	JN07118		THE HOME DEPOT tools			27.73	78,711.78
04/21/2026	POPKT16061	2227505		Item#0126575, xitanium led driver	0534 - PLATT ELECTRIC SUPPLY		465.61	79,177.39
04/21/2026	POPKT16061	2227505		Item#2131785, LED driver	0534 - PLATT ELECTRIC SUPPLY		1,023.42	80,200.81
04/27/2026	APPKT04747	250036	106964	DISSOLVED GAS TESTING	VEN01640 - CHAD FULLER dba UTILITY TEST...		210.00	80,410.81
04/27/2026	POPKT16086	372117		ANX 2AS-1602SPOS 16G 2PR TWIS 600 t...	0855 - WESCO DISTRIBUTION, INC.		4,241.35	84,652.16
04/27/2026	POPKT16086	986602300		part# 23800-01 Base lead A	0259 - HARTFIEL AUTOMATION SA, LLC DBA...		58.49	84,710.65
04/28/2026	POPKT16086	INV-01812	106976	W/O 00833300 7 Rotork coupler	0632 - ROCKY MOUNTAIN VALVE & AUTO...		645.00	85,355.65
04/28/2026	POPKT16086	INV-01812	106976	W/O 00833300 6 Rotork coupler	0632 - ROCKY MOUNTAIN VALVE & AUTO...		625.00	85,980.65
04/30/2026	POPKT16129	PG-INV000992		CS-141 UA-100847 Comm card for RSS ...	VEN01641 - GARDNER ENERGY LLC		4,934.43	90,915.08
04/30/2026	POPKT16129	PG-INV000992		Installation of CS-141 UA-100847 Comm...	VEN01641 - GARDNER ENERGY LLC		337.50	91,252.58
04/30/2026	POPKT16129	PG-INV000993		CS-141 UA-100847 Comm card for UV U...	VEN01641 - GARDNER ENERGY LLC		4,934.43	96,187.01
04/30/2026	POPKT16129	PG-INV000993		Installation of CS-141 UA-100847 Comm...	VEN01641 - GARDNER ENERGY LLC		337.50	96,524.51
04/30/2026	POPKT16129	PG-INV000996		Installation of CS-141 UA-100847 Comm...	VEN01641 - GARDNER ENERGY LLC		337.50	96,862.01
04/30/2026	POPKT16129	PG-INV000996		CS-141 UA-100847 Comm card for Dewa...	VEN01641 - GARDNER ENERGY LLC		4,934.43	101,796.44
04/30/2026	POPKT16129	PG-INV000997		12HX300-FR Batteries for 029202 UPS ...	VEN01641 - GARDNER ENERGY LLC		4,518.48	106,314.92
04/30/2026	POPKT16129	PG-INV000998		12HX300-FR Batteries for 3W 029302	VEN01641 - GARDNER ENERGY LLC		4,518.48	110,833.40
04/30/2026	POPKT16129	PG-INV000999		12HX35-T-FR Batteries for metals lab UPS	VEN01641 - GARDNER ENERGY LLC		2,119.80	112,953.20
04/30/2026	POPKT16129	PG-INV000999		Installation of batteries for metals lab U...	VEN01641 - GARDNER ENERGY LLC		945.00	113,898.20
04/30/2026	POPKT16129	PG-INV001000		12HX35-T-FR Batteries for Co Gen ACC ...	VEN01641 - GARDNER ENERGY LLC		1,695.84	115,594.04
04/30/2026	POPKT16129	PG-INV001000		Installation of batteries for Co Gen ACC ...	VEN01641 - GARDNER ENERGY LLC		945.00	116,539.04
04/30/2026	POPKT16129	PG-INV001001		12HX300-FR Batteries for SP UPS	VEN01641 - GARDNER ENERGY LLC		4,518.48	121,057.52

Detail Report

Date Range: 04/01/2026 - 04/30/2026

Account	Name	Beginning Balance	Total Activity	Ending Balance				
10-404-4001	Building & Grounds Wages	61,566.61	17,201.84	78,768.45				
Post Date	Packet Number	Source Transaction	Pmt Number	Description	Vendor	Project Account	Amount	Running Balance
04/09/2026	PYPKT01547	PYPKT01547 - 4/09/20...		PYPKT01547 - 4/09/2026 - Pay 4/9/2026			7,852.77	69,419.38
04/23/2026	PYPKT01551	PYPKT01551 - 4/23/20...		PYPKT01551 - 4/23/2026 - Pay 4/23/20...			9,349.07	78,768.45
10-404-4002	Building & Grounds Overtime	12,340.45	3,432.50	15,772.95				
Post Date	Packet Number	Source Transaction	Pmt Number	Description	Vendor	Project Account	Amount	Running Balance
04/09/2026	PYPKT01547	PYPKT01547 - 4/09/20...		PYPKT01547 - 4/09/2026 - Pay 4/9/2026			1,480.54	13,820.99
04/23/2026	PYPKT01551	PYPKT01551 - 4/23/20...		PYPKT01551 - 4/23/2026 - Pay 4/23/20...			1,951.96	15,772.95
10-404-4003	Building & Grounds Retirement	16,608.32	4,834.51	21,442.83				
Post Date	Packet Number	Source Transaction	Pmt Number	Description	Vendor	Project Account	Amount	Running Balance
04/09/2026	PYPKT01547	PYPKT01547 - 4/09/20...		PYPKT01547 - 4/09/2026 - Pay 4/9/2026			2,333.33	18,941.65
04/23/2026	PYPKT01551	PYPKT01551 - 4/23/20...		PYPKT01551 - 4/23/2026 - Pay 4/23/20...			2,501.18	21,442.83
10-404-4004	Building & Grounds Benefits	25,779.71	6,588.00	32,367.71				
Post Date	Packet Number	Source Transaction	Pmt Number	Description	Vendor	Project Account	Amount	Running Balance
04/01/2026	APPKT04634	APR26-2049	4720	BUILDINGS AND GROUNDS	0086 - BLOMQUIST HALE CONSULTING, INC.		15.69	25,795.40
04/09/2026	PYPKT01547	PYPKT01547 - 4/09/20...		PYPKT01547 - 4/09/2026 - Pay 4/9/2026			3,256.56	29,051.96
04/23/2026	PYPKT01551	PYPKT01551 - 4/23/20...		PYPKT01551 - 4/23/2026 - Pay 4/23/20...			3,315.75	32,367.71
10-404-4021	Building & Grounds Uniforms	1,553.31	727.68	2,280.99				
Post Date	Packet Number	Source Transaction	Pmt Number	Description	Vendor	Project Account	Amount	Running Balance
04/01/2026	APPKT04690	4264591566	106893	UNIFORMS - MECHANICS DEPT.	0136 - CINTAS		107.83	1,661.14
04/01/2026	APPKT04693	4264591754	106893	UNIFORMS - OPERATIONS DEPT.	0136 - CINTAS		10.16	1,671.30
04/07/2026	APPKT04683	4265210103	106893	UNIFORMS - OPERATIONS DEPT.	0136 - CINTAS		10.46	1,681.76
04/07/2026	APPKT04686	4265209670	106893	UNIFORMS - MECHANICS DEPT.	0136 - CINTAS		118.93	1,800.69
04/15/2026	APPKT04760	4266048724	106966	UNIFORMS - OPERATIONS DEPT.	0136 - CINTAS		19.70	1,820.39
04/15/2026	APPKT04762	4266048575	106966	UNIFORMS - MECHANICS DEPT.	0136 - CINTAS		107.13	1,927.52
04/22/2026	APPKT04755	4266847246	106966	UNIFORMS - MECHANICS DEPT.	0136 - CINTAS		118.78	2,046.30
04/22/2026	APPKT04756	4266847487	106966	UNIFORMS - OPERATIONS DEPT.	0136 - CINTAS		19.69	2,065.99
04/23/2026	APPKT04740	INV0022606	4793	BOOTS REIMBURSEMENT - 2026	VEN01348 - GREG BRESTER		215.00	2,280.99

Detail Report

Date Range: 04/01/2026 - 04/30/2026

Account						Beginning Balance	Total Activity	Ending Balance
<u>10-404-4025</u>						27,986.39	13,279.38	41,265.77
Building & Grounds Janitorial								
Post Date	Packet Number	Source Transaction	Pmt Number	Description	Vendor	Project Account	Amount	Running Balance
04/01/2026	APPKT04682	727564	106885	JANITORIAL SERVICE - MAR. 2026	0355 - AMERICAN MAINTENANCE		9,968.50	37,954.89
04/01/2026	POPKT16101	926462	106987	Betco Antibacterial Hand Soap	0330 - HY-KO		804.96	38,759.85
04/08/2026	POPKT15993	9870081255	4754	Safety Glasses - Tinted (2UYF4	0827 - GRAINGER		189.60	38,949.45
04/08/2026	POPKT15993	9870081255	4754	Safety Glasses - Clear (23Y617	0827 - GRAINGER		109.31	39,058.76
04/09/2026	POPKT16005	9874107163	4754	Safety Glasses - Clear (23Y617	0827 - GRAINGER		45.01	39,103.77
04/21/2026	POPKT16051	INV0022520	DFT0002684	ASIN B07657JK1Z Antibact. soap boxless...	0784 - US BANK		52.54	39,156.31
04/21/2026	POPKT16051	INV0022532	DFT0002684	TIDE FOR STOCK	0784 - US BANK		189.39	39,345.70
04/21/2026	POPKT16051	INV0022541	DFT0002684	Nitrile Gloves XL	0784 - US BANK		717.54	40,063.24
04/21/2026	POPKT16051	INV0022541	DFT0002684	GLOVE Nitrile Gloves Large	0784 - US BANK		254.78	40,318.02
04/21/2026	POPKT16051	INV0022546	DFT0002684	AIR FRESHNERS FOR WAREHOUSE	0784 - US BANK		13.98	40,332.00
04/21/2026	POPKT16051	INV0022560	DFT0002684	DUST BROOM	0784 - US BANK		64.94	40,396.94
04/21/2026	POPKT16051	INV0022560	DFT0002684	ANGLE BROOM	0784 - US BANK		29.94	40,426.88
04/21/2026	POPKT16051	INV0022562	DFT0002684	Amazon Betco gallon ASIN #B071W2XZ...	0784 - US BANK		397.89	40,824.77
04/21/2026	POPKT16051	INV0022567	DFT0002684	Air Freshener	0784 - US BANK		27.96	40,852.73
04/21/2026	POPKT16051	INV0022567	DFT0002684	AIR FRESHNERS FOR WAREHOUSE	0784 - US BANK		27.96	40,880.69
04/28/2026	POPKT16086	9887917327		10/15gal 50 per Box TRASH BAGS (31DK...	0827 - GRAINGER		131.28	41,011.97
04/28/2026	POPKT16086	9887917327		55 gal Garbage Bags Trash (# 31DK61	0827 - GRAINGER		253.80	41,265.77

Account						Beginning Balance	Total Activity	Ending Balance
<u>10-404-4100</u>						4,780.06	4,562.23	9,342.29
Building & Grounds Contract Services								
Post Date	Packet Number	Source Transaction	Pmt Number	Description	Vendor	Project Account	Amount	Running Balance
04/02/2026	APPKT04689	1316457	106882	ACCT#7034, TRASH SERVICE - APR. 2026	0016 - ACE DISPOSAL INC		1,696.37	6,476.43
04/10/2026	APPKT04665	0575	106914	CARPET CLEANING, FLOOR STRIP AND ...	VEN01525 - RZ CLEANING SERVICES		800.00	7,276.43
04/10/2026	APPKT04665	0588	106914	FLOOR WAXING	VEN01525 - RZ CLEANING SERVICES		300.00	7,576.43
04/30/2026	APPKT04804	1368936		ACCT#7034, TRASH SERVICE - MAY 2026	0016 - ACE DISPOSAL INC		1,765.86	9,342.29

Account						Beginning Balance	Total Activity	Ending Balance
<u>10-404-4300</u>						196.54	58.13	254.67
Building & Grounds Telephone								
Post Date	Packet Number	Source Transaction	Pmt Number	Description	Vendor	Project Account	Amount	Running Balance
04/01/2026	APPKT04645	780044483	106908	ACCT#5-BVMFDXWV, SERVICE 4/1/26 T...	VEN01631 - LEVEL 3 COMMUNICATIONS, L...		13.83	210.37
04/09/2026	PYPKT01547	PYPKT01547 - 4/09/20...		PYPKT01547 - 4/09/2026 - Pay 4/9/2026			22.15	232.52
04/23/2026	PYPKT01551	PYPKT01551 - 4/23/20...		PYPKT01551 - 4/23/2026 - Pay 4/23/20...			22.15	254.67

Detail Report

Date Range: 04/01/2026 - 04/30/2026

Account	Name					Beginning Balance	Total Activity	Ending Balance
<u>10-404-6400</u>	Building & Grounds Maintenance					29,147.35	8,925.10	38,072.45
Post Date	Packet Number	Source Transaction	Pmt Number	Description	Vendor	Project Account	Amount	Running Balance
04/03/2026	APPKT04636	0357870-IN	106895	FLAG ROTATION - 60 DAY	0150 - COLONIAL FLAGPOLE CO.		85.00	29,232.35
04/06/2026	POPKT15979	IN33910	4753	20X20X12 95% MULTI-FLO SYNTHETIC ...	VEN01601 - FILTER TECHNOLOGIES INC.		769.52	30,001.87
04/08/2026	POPKT15993	27312945	106946	Drop cloths	0480 - NATIONAL COATING & SUPPLIES		86.28	30,088.15
04/08/2026	POPKT15993	27312945	106946	9x12g drop cloths	0480 - NATIONAL COATING & SUPPLIES		53.00	30,141.15
04/08/2026	POPKT15993	27312945	106946	paint	0480 - NATIONAL COATING & SUPPLIES		417.00	30,558.15
04/08/2026	POPKT15993	27312945	106946	swivel pot hook	0480 - NATIONAL COATING & SUPPLIES		5.52	30,563.67
04/08/2026	POPKT15993	27312945	106946	spray hoods	0480 - NATIONAL COATING & SUPPLIES		7.44	30,571.11
04/08/2026	POPKT15993	27312945	106946	4x15 drop cloths	0480 - NATIONAL COATING & SUPPLIES		57.56	30,628.67
04/08/2026	POPKT16110	2604-294489	106996	LUMBER 2X6X12	0725 - STRINGHAM LUMBER		12.46	30,641.13
04/09/2026	POPKT15999	IN33974	4753	24X24X2 MERV 8 SC PLEAT	VEN01601 - FILTER TECHNOLOGIES INC.		270.24	30,911.37
04/09/2026	POPKT15999	IN33974	4753	16X20X2 MERV 8 SC PLEAT	VEN01601 - FILTER TECHNOLOGIES INC.		167.76	31,079.13
04/10/2026	POPKT16027	28638	106942	GYM EQUIPMENT REPAIR	0351 - INTERMOUNTAIN GYM REPAIR		32.81	31,111.94
04/10/2026	POPKT16027	28638	106942	GYM EQUIPMENT REPAIR	0351 - INTERMOUNTAIN GYM REPAIR		230.00	31,341.94
04/15/2026	POPKT16034	274478	106937	Add a occupied dead bolt to womens re...	0288 - GLENS KEYS LOCKS AND SAFES		272.00	31,613.94
04/15/2026	POPKT16034	X85072	106952	RA-12H Rainbird Half Pop Up Nozzle 12...	0710 - SPRINKLER-SUPPLY CO.		41.15	31,655.09
04/15/2026	POPKT16034	X85072	106952	Comfort handle trowl	0710 - SPRINKLER-SUPPLY CO.		11.75	31,666.84
04/15/2026	POPKT16034	X85072	106952	VB-1220 Jumbo 12" Valve Box	0710 - SPRINKLER-SUPPLY CO.		346.25	32,013.09
04/15/2026	POPKT16034	X85072	106952	HU-PGV201 - PGV Globe/Angle Valve 2"	0710 - SPRINKLER-SUPPLY CO.		183.65	32,196.74
04/15/2026	POPKT16034	X85072	106952	Hunter Soft Grip Swing Pipe (Funny pipe)	0710 - SPRINKLER-SUPPLY CO.		27.80	32,224.54
04/21/2026	POPKT16051	INV0022557	DFT0002684	#5118560 Kobalt 6-cu ft pply Wheel Ba...	0784 - US BANK		124.00	32,348.54
04/21/2026	POPKT16051	INV0022557	DFT0002684	#6285285 Kobalt 7-cu ft 2 Wheel Whe...	0784 - US BANK		159.00	32,507.54
04/21/2026	POPKT16051	INV0022557	DFT0002684	painter paper #1068033 (6" by 180ft.)	0784 - US BANK		17.28	32,524.82
04/21/2026	GLPKT09323	JN07118		THE HOME DEPOT tools			86.92	32,611.74
04/21/2026	POPKT16052	27368827	106990	Column beige paint	0480 - NATIONAL COATING & SUPPLIES		278.00	32,889.74
04/21/2026	POPKT16052	27368827	106990	2 1/2" paint brushes	0480 - NATIONAL COATING & SUPPLIES		40.36	32,930.10
04/21/2026	POPKT16052	27368827	106990	12x15 drop cloth	0480 - NATIONAL COATING & SUPPLIES		43.14	32,973.24
04/21/2026	POPKT16052	27368827	106990	maintenance white Paint	0480 - NATIONAL COATING & SUPPLIES		556.00	33,529.24
04/21/2026	POPKT16052	27368827	106990	five gallon metal grids	0480 - NATIONAL COATING & SUPPLIES		5.36	33,534.60
04/21/2026	POPKT16052	27368827	106990	4x15 drop cloth	0480 - NATIONAL COATING & SUPPLIES		14.39	33,548.99
04/27/2026	POPKT16086	9890743298		Toilet seat for dewatering bathroom	0827 - GRAINGER		26.38	33,575.37
04/28/2026	POPKT16086	9887917327		Filter - 12x24x2 (Grainger 6B975	0827 - GRAINGER		241.20	33,816.57
04/28/2026	POPKT16086	9887917327		Filter - 24x24x2 (6B924	0827 - GRAINGER		390.72	34,207.29
04/28/2026	POPKT16086	9887917327		20x25x2 (2W233 Grainger	0827 - GRAINGER		1,149.12	35,356.41
04/28/2026	POPKT16086	X95185	106978	1 1/2" SS 90 ELBOW SCH 80	0710 - SPRINKLER-SUPPLY CO.		10.30	35,366.71
04/28/2026	POPKT16086	X95185	106978	1 1/2" GALVANIZED UNIUN	0710 - SPRINKLER-SUPPLY CO.		27.03	35,393.74
04/28/2026	POPKT16086	X95185	106978	1-1/2 SS COUPLING SCH 80	0710 - SPRINKLER-SUPPLY CO.		14.43	35,408.17
04/28/2026	POPKT16086	X95185	106978	JUMBO 12" VALVE BOX	0710 - SPRINKLER-SUPPLY CO.		57.71	35,465.88
04/28/2026	POPKT16086	X95185	106978	1-1/2 ST MALE ADAPTER SC-180	0710 - SPRINKLER-SUPPLY CO.		23.66	35,489.54
04/28/2026	POPKT16086	X95185	106978	X2 6-STATION WIFI CONTROLLER	0710 - SPRINKLER-SUPPLY CO.		95.28	35,584.82
04/28/2026	POPKT16086	X95185	106978	1-1/2" SCHDUEL 40 PVC	0710 - SPRINKLER-SUPPLY CO.		10.72	35,595.54
04/28/2026	POPKT16086	X95185	106978	1-1/2" PESB ELECTRIC SCRUBBER VALVE	0710 - SPRINKLER-SUPPLY CO.		133.80	35,729.34
04/28/2026	POPKT16086	X95185	106978	1 1/2" X 3" SCH 80 NIPPLE	0710 - SPRINKLER-SUPPLY CO.		4.53	35,733.87

Detail Report

Date Range: 04/01/2026 - 04/30/2026

Account	Name					Beginning Balance	Total Activity	Ending Balance
10-404-6400	Building & Grounds Maintenance - Continued					29,147.35	8,925.10	38,072.45
Post Date	Packet Number	Source Transaction	Pmt Number	Description	Vendor	Project Account	Amount	Running Balance
04/29/2026	POPKT16099	20149-CR	4797	Lever door handles. PowerGen new Kit...	0026 - ALDER CONSTRUCTION		2,338.58	38,072.45
10-405-4001	Biosolids & Compost Wages					131,358.27	46,017.49	177,375.76
Post Date	Packet Number	Source Transaction	Pmt Number	Description	Vendor	Project Account	Amount	Running Balance
04/09/2026	PYPKT01547	PYPKT01547 - 4/09/20...		PYPKT01547 - 4/09/2026 - Pay 4/9/2026			22,913.17	154,271.44
04/23/2026	PYPKT01551	PYPKT01551 - 4/23/20...		PYPKT01551 - 4/23/2026 - Pay 4/23/20...			23,104.32	177,375.76
10-405-4002	Biosolids & Compost Overtime					9,392.21	4,974.73	14,366.94
Post Date	Packet Number	Source Transaction	Pmt Number	Description	Vendor	Project Account	Amount	Running Balance
04/09/2026	PYPKT01547	PYPKT01547 - 4/09/20...		PYPKT01547 - 4/09/2026 - Pay 4/9/2026			2,544.96	11,937.17
04/23/2026	PYPKT01551	PYPKT01551 - 4/23/20...		PYPKT01551 - 4/23/2026 - Pay 4/23/20...			2,429.77	14,366.94
10-405-4003	Biosolids & Compost Retirement					35,291.87	10,754.82	46,046.69
Post Date	Packet Number	Source Transaction	Pmt Number	Description	Vendor	Project Account	Amount	Running Balance
04/09/2026	PYPKT01547	PYPKT01547 - 4/09/20...		PYPKT01547 - 4/09/2026 - Pay 4/9/2026			5,391.61	40,683.48
04/23/2026	PYPKT01551	PYPKT01551 - 4/23/20...		PYPKT01551 - 4/23/2026 - Pay 4/23/20...			5,363.21	46,046.69
10-405-4004	Biosolids & Compost Benefits					58,985.25	14,533.49	73,518.74
Post Date	Packet Number	Source Transaction	Pmt Number	Description	Vendor	Project Account	Amount	Running Balance
04/01/2026	APPKT04634	APR26-2049	4720	BIOSOLIDS	0086 - BLOMQUIST HALE CONSULTING, INC.		31.38	59,016.63
04/09/2026	PYPKT01547	PYPKT01547 - 4/09/20...		PYPKT01547 - 4/09/2026 - Pay 4/9/2026			7,235.46	66,252.09
04/23/2026	PYPKT01551	PYPKT01551 - 4/23/20...		PYPKT01551 - 4/23/2026 - Pay 4/23/20...			7,266.65	73,518.74
10-405-4021	Biosolids & Compost Uniforms					2,245.78	864.37	3,110.15
Post Date	Packet Number	Source Transaction	Pmt Number	Description	Vendor	Project Account	Amount	Running Balance
04/01/2026	APPKT04691	4264591494	106893	UNIFORMS - BIO SOLID DEPT.	0136 - CINTAS		116.59	2,362.37
04/01/2026	APPKT04693	4264591754	106893	UNIFORMS - OPERATIONS DEPT.	0136 - CINTAS		12.90	2,375.27
04/07/2026	APPKT04683	4265210103	106893	UNIFORMS - OPERATIONS DEPT.	0136 - CINTAS		13.20	2,388.47
04/07/2026	APPKT04685	4265209509	106893	UNIFORMS - BIO SOLID DEPT.	0136 - CINTAS		127.71	2,516.18
04/15/2026	APPKT04760	4266048724	106966	UNIFORMS - OPERATIONS DEPT.	0136 - CINTAS		12.84	2,529.02
04/15/2026	APPKT04761	4266048535	106966	UNIFORMS - BIO SOLID DEPT.	0136 - CINTAS		116.59	2,645.61
04/16/2026	APPKT04706	8069	106953	CARHARTT FULL ZIP HOODIE	VEN01638 - SUNSET APPAREL		109.00	2,754.61
04/22/2026	APPKT04756	4266847487	106966	UNIFORMS - OPERATIONS DEPT.	0136 - CINTAS		12.83	2,767.44
04/22/2026	APPKT04758	4266847108	106966	UNIFORMS - BIO SOLID DEPT.	0136 - CINTAS		127.71	2,895.15
04/27/2026	APPKT04747	INV0022617	4790	BOOTS REIMBURSEMENT - 2026	VEN01225 - ARTHUR BRIDGEWATER		215.00	3,110.15

Detail Report

Date Range: 04/01/2026 - 04/30/2026

Account						Beginning Balance	Total Activity	Ending Balance
10-405-4022 Biosolids & Compost Travel and Learning						2,910.87	1,941.97	4,852.84
Post Date	Packet Number	Source Transaction	Pmt Number	Description	Vendor	Project Account	Amount	Running Balance
04/08/2026	APPKT04636	INV0022442	4735	WEAU - APRIL 2026	VEN0449 - MICHAEL EARL		756.55	3,667.42
04/09/2026	APPKT04662	INV0022467	4758	REIMBURSEMENT - CERTIFICATION STA...	VEN01451 - NAU, MASTER N.		75.00	3,742.42
04/21/2026	GLPKT09323	JN07118		WEAU 2026 WEAU-Pre-conference wor...			165.00	3,907.42
04/21/2026	GLPKT09323	JN07118		DEQ STORM WATER Certification renew			150.00	4,057.42
04/21/2026	GLPKT09323	JN07118		WEAU 2026 WEAU Annual Conference...			400.00	4,457.42
04/21/2026	GLPKT09323	JN07118		EXPEDIA Hotel - Mike E.			360.42	4,817.84
04/21/2026	GLPKT09323	JN07118		WEAU Spring Pretreatment Traning - De...			35.00	4,852.84
10-405-4023 Biosolids & Compost Memberships						0.00	555.00	555.00
Post Date	Packet Number	Source Transaction	Pmt Number	Description	Vendor	Project Account	Amount	Running Balance
04/21/2026	APPKT04706	300008704		BRONZE SOILBUILDER 2026	0785 - US COMPOSTING COUNCIL		555.00	555.00
10-405-4024 Biosolids & Compost Credit Card Fees						3,359.94	2,537.85	5,897.79
Post Date	Packet Number	Source Transaction	Pmt Number	Description	Vendor	Project Account	Amount	Running Balance
04/03/2026	GLPKT09196	JN07074		Clover - discount fee			591.45	3,951.39
04/03/2026	GLPKT09196	JN07074		Clover - inter charge			1,135.98	5,087.37
04/03/2026	GLPKT09196	JN07074		Clover - bank fee			66.23	5,153.60
04/13/2026	GLPKT09258	JN07098		Clover Service fee			295.65	5,449.25
04/21/2026	GLPKT09328	JN07120		Clover - Analysis service fee			448.54	5,897.79
10-405-4027 Biosolids & Compost Supplies						-497.30	75.60	-421.70
Post Date	Packet Number	Source Transaction	Pmt Number	Description	Vendor	Project Account	Amount	Running Balance
04/06/2026	POPKT15979	9868391930	4754	J.J Keller Deluxe pre inspection boom #1...	0827 - GRAINGER		75.60	-421.70
10-405-4100 Biosolids & Compost Contract Services						2,872.50	121.00	2,993.50
Post Date	Packet Number	Source Transaction	Pmt Number	Description	Vendor	Project Account	Amount	Running Balance
04/21/2026	GLPKT09323	JN07118		HONEY BUCKET portable toilet for Fairfie..			121.00	2,993.50
10-405-4300 Biosolids & Compost Telephone						1,870.57	784.90	2,655.47
Post Date	Packet Number	Source Transaction	Pmt Number	Description	Vendor	Project Account	Amount	Running Balance
04/01/2026	APPKT04645	780044483	106908	ACCT#5-BVMFDXWV, SERVICE 4/1/26 T...	VEN01631 - LEVEL 3 COMMUNICATIONS, L...		48.56	1,919.13
04/09/2026	PYPKT01547	PYPKT01547 - 4/09/20...		PYPKT01547 - 4/09/2026 - Pay 4/9/2026			22.15	1,941.28
04/21/2026	GLPKT09323	JN07118		Verizon Compost			52.76	1,994.04
04/21/2026	APPKT04706	617000076238	106957	ACCT#100000124710; DASH CAM SERVI...	0817 - VERIZON WIRELESS		506.28	2,500.32
04/21/2026	APPKT04745	44	106959	ACCT#CVW100, CONNECT PLUS SYSTEM...	VEN01224 - ALPHA COMMUNICATION SITES..		133.00	2,633.32
04/23/2026	PYPKT01551	PYPKT01551 - 4/23/20...		PYPKT01551 - 4/23/2026 - Pay 4/23/20...			22.15	2,655.47
10-405-5800 Biosolids & Compost Samples						281.11	444.81	725.92
Post Date	Packet Number	Source Transaction	Pmt Number	Description	Vendor	Project Account	Amount	Running Balance
04/02/2026	APPKT04636	6030266	106916	COMPOST REPORT	0704 - SOIL CONTROL LAB		428.00	709.11
04/16/2026	APPKT04746	9-258-52463	106970	SHIPPING COST - BIO SOLID DEPT.	0256 - FEDEX FREIGHT		16.81	725.92

Detail Report

Date Range: 04/01/2026 - 04/30/2026

Account	Name		Beginning Balance	Total Activity	Ending Balance			
<u>10-405-6100</u>	Biosolids & Compost Tipping Fees		50,813.06	28,062.26	78,875.32			
Post Date	Packet Number	Source Transaction	Pmt Number	Description	Vendor	Project Account	Amount	Running Balance
04/13/2026	APPKT04703	76-2026	106999	BIO SOLID TIPPING FEE - MAR. 2026	0859 - WESTERN BASIN LAND & LIVESTOCK		21,820.23	72,633.29
04/23/2026	APPKT04747	99-2026		RANGE 6 SOILS TESTING	0859 - WESTERN BASIN LAND & LIVESTOCK		450.00	73,083.29
04/30/2026	APPKT04785	16135		LANDFILL SERVICE - APR. 2026	0652 - S L VALLEY SOLID WASTE FACILIT		5,792.03	78,875.32

Detail Report

Date Range: 04/01/2026 - 04/30/2026

Account		Name				Beginning Balance	Total Activity	Ending Balance
10-405-6400		Biosolids & Compost Maintenance				48,768.79	21,512.29	70,281.08
Post Date	Packet Number	Source Transaction	Pmt Number	Description	Vendor	Project Account	Amount	Running Balance
04/01/2026	POPKT15963	43631	106873	SENDING UNIT	0323 - HOLLAND EQUIPMENT CO.		57.64	48,826.43
04/01/2026	POPKT15963	43631	106873	SWITCH	0323 - HOLLAND EQUIPMENT CO.		175.73	49,002.16
04/01/2026	POPKT15963	C46008	106888	Peterson belt kit part# 85657 (2 belts P...	VEN01505 - BEJAC CORPORATION		2,892.42	51,894.58
04/02/2026	POPKT16030	43490	106906	7/8 NUT GRADE 8	0323 - HOLLAND EQUIPMENT CO.		78.80	51,973.38
04/02/2026	POPKT16030	43490	106906	cutter bars for bucket on loader	0323 - HOLLAND EQUIPMENT CO.		2,100.00	54,073.38
04/02/2026	POPKT16030	43490	106906	7/8x3-1/2 PLOW BOLT GRADE 8	0323 - HOLLAND EQUIPMENT CO.		176.80	54,250.18
04/02/2026	POPKT16030	43490	106906	ADDITIONAL COST FOR CUTTER BARS	0323 - HOLLAND EQUIPMENT CO.		1,329.23	55,579.41
04/07/2026	POPKT15979	UT01-00888882	106944	Roller Link: 60H	0466 - MOTION INDUSTRIES, INC.		10.47	55,589.88
04/07/2026	POPKT15979	UT01-00888882	106944	Connecting Link, 60H	0466 - MOTION INDUSTRIES, INC.		10.77	55,600.65
04/07/2026	POPKT15979	UT01-00888882	106944	Offset Link: 60H	0466 - MOTION INDUSTRIES, INC.		36.21	55,636.86
04/07/2026	POPKT15979	UT01-00888977	106944	Connecting Link, 60H	0466 - MOTION INDUSTRIES, INC.		15.57	55,652.43
04/07/2026	APPKT04702	280138868	4782	GDYR EMERG SERV CALL - ROTO MIX	0556 - PURCELL TIRE AND SERVICE CENTER		2,088.84	57,741.27
04/08/2026	POPKT15999	P36337	106941	7442382 Left Window Assembly	0346 - INTERMOUNTAIN BOBCAT		758.09	58,499.36
04/08/2026	POPKT16034	11306	106954	#75 inspection repair	0772 - UNITED DIESEL SERVICE		1,686.48	60,185.84
04/09/2026	POPKT15999	UT01-00889151	106944	Roller Chain 60H-1 10 FT	0466 - MOTION INDUSTRIES, INC.		252.00	60,437.84
04/15/2026	POPKT16034	11203	106954	Trailer 97 repiars	0772 - UNITED DIESEL SERVICE		1,451.26	61,889.10
04/21/2026	POPKT16051	INV0022540	DFT0002684	4 Tires for yamaha grizzly	0784 - US BANK		703.36	62,592.46
04/21/2026	GLPKT09323	JN07118		LA TENOCH MINI MARKET quarter test l...			37.14	62,629.60
04/21/2026	POPKT16086	457967		Oil filter for F550	0282 - GENUINE PARTS CO.		21.99	62,651.59
04/21/2026	POPKT16086	978373		Cabin Filter -Part #SFI 2230266	0282 - GENUINE PARTS CO.		16.34	62,667.93
04/21/2026	POPKT16086	978376		Air filter Part # SFI 2230266	0282 - GENUINE PARTS CO.		16.34	62,684.27
04/21/2026	POPKT16086	979522		Oil Rotella 5w40 1 Quart	0282 - GENUINE PARTS CO.		7.24	62,691.51
04/21/2026	POPKT16086	979522		Air filter for F550	0282 - GENUINE PARTS CO.		121.99	62,813.50
04/21/2026	POPKT16086	979522		Oil Rotella 5w40 Gallon	0282 - GENUINE PARTS CO.		74.97	62,888.47
04/21/2026	POPKT16086	979527		Air filter for F550	0282 - GENUINE PARTS CO.		121.99	63,010.46
04/21/2026	POPKT16086	979527		Oil Rotella 5W40 Gallon	0282 - GENUINE PARTS CO.		74.97	63,085.43
04/21/2026	POPKT16086	979527		Oil Rotella 5W40 Quart	0282 - GENUINE PARTS CO.		7.24	63,092.67
04/21/2026	POPKT16086	979532		Oil filter for F550	0282 - GENUINE PARTS CO.		21.99	63,114.66
04/22/2026	POPKT16059	11028	106954	Vehicle emissions/inspection 73	0772 - UNITED DIESEL SERVICE		112.00	63,226.66
04/22/2026	POPKT16059	11029	106954	Vehicle emissions/inspection Trailer 91	0772 - UNITED DIESEL SERVICE		40.00	63,266.66
04/22/2026	POPKT16059	11031	106954	Vehicle emissions/inspection 62	0772 - UNITED DIESEL SERVICE		112.00	63,378.66
04/22/2026	POPKT16059	11056	106954	Vehicle emissions/inspection F550 98	0772 - UNITED DIESEL SERVICE		112.00	63,490.66
04/22/2026	POPKT16059	11057	106954	Vehicle emissions/inspection Trailer 11	0772 - UNITED DIESEL SERVICE		40.00	63,530.66
04/22/2026	POPKT16059	11082	106954	Vehicle emissions/inspection 54	0772 - UNITED DIESEL SERVICE		40.00	63,570.66
04/22/2026	POPKT16059	11106	106954	Vehicle emissions/inspection 59	0772 - UNITED DIESEL SERVICE		40.00	63,610.66
04/22/2026	POPKT16059	11159	106954	Vehicle emissions/inspection Trailer 97	0772 - UNITED DIESEL SERVICE		40.00	63,650.66
04/22/2026	POPKT16059	11204	106954	Vehicle emissions/inspection 57	0772 - UNITED DIESEL SERVICE		40.00	63,690.66
04/22/2026	POPKT16059	11222	106954	Vehicle emissions/inspection F550 97	0772 - UNITED DIESEL SERVICE		112.00	63,802.66
04/22/2026	POPKT16059	11284	106954	Vehicle emissions/inspection 75	0772 - UNITED DIESEL SERVICE		112.00	63,914.66
04/22/2026	POPKT16059	11285	106954	Vehicle emissions/inspection Trailer 93	0772 - UNITED DIESEL SERVICE		40.00	63,954.66
04/22/2026	POPKT16059	11362	106954	Vehicle emissions/inspection 76	0772 - UNITED DIESEL SERVICE		112.00	64,066.66
04/22/2026	POPKT16059	11363	106954	Vehicle emissions/inspection Trailer 92	0772 - UNITED DIESEL SERVICE		40.00	64,106.66

Detail Report

Date Range: 04/01/2026 - 04/30/2026

Account						Beginning Balance	Total Activity	Ending Balance
<u>10-405-6400</u> Biosolids & Compost Maintenance - Continued						48,768.79	21,512.29	70,281.08
Post Date	Packet Number	Source Transaction	Pmt Number	Description	Vendor	Project Account	Amount	Running Balance
04/22/2026	POPKT16067	9888762599		5/8 x 3" trailer pin	0827 - GRAINGER		3.67	64,110.33
04/22/2026	POPKT16096	W12068R2		wo/85347 844 loader oil sample from R...	0324 - RDO EQUIPMENT		584.78	64,695.11
04/22/2026	POPKT16096	W12068R2		call out to take oil sample.	0324 - RDO EQUIPMENT		1.00	64,696.11
04/22/2026	POPKT16086	02191772		Hydraulic hose for Mccloskey	0325 - HOSE & RUBBER SUPPLY		131.52	64,827.63
04/23/2026	POPKT16067	P57280R2	106974	Key#5, PT#AT173192, windshield fluid p...	0324 - RDO EQUIPMENT		125.41	64,953.04
04/23/2026	POPKT16067	P57280R2	106974	Key#33, PT#AT227546 Latch, door hold-...	0324 - RDO EQUIPMENT		739.15	65,692.19
04/27/2026	POPKT16101	3045904264	106994	Oil service 75	0649 - RUSH TRUCK CENTERS		580.00	66,272.19
04/27/2026	POPKT16101	3045904265	106994	Oil service 68	0649 - RUSH TRUCK CENTERS		580.00	66,852.19
04/27/2026	POPKT16101	3045944941	106994	Oil service 54	0649 - RUSH TRUCK CENTERS		499.00	67,351.19
04/27/2026	POPKT16101	3045948138	106994	Oil service 57	0649 - RUSH TRUCK CENTERS		580.00	67,931.19
04/27/2026	POPKT16101	3045955121	106994	Oil service 73	0649 - RUSH TRUCK CENTERS		499.00	68,430.19
04/27/2026	POPKT16110	11105	106998	#59 inspection repairs	0772 - UNITED DIESEL SERVICE		359.34	68,789.53
04/27/2026	POPKT16110	11223	106998	#97 F550 repairs	0772 - UNITED DIESEL SERVICE		677.29	69,466.82
04/27/2026	POPKT16110	11368	106998	92 inspection repair	0772 - UNITED DIESEL SERVICE		378.00	69,844.82
04/30/2026	APPKT04784	3078		18"X24" PREMIUM LAMINATED COMPO...	0003 - A&H SIGN		350.00	70,194.82
04/30/2026	APPKT04779	280141041	4807	STANDARD FLAT REPAIR TRAILER #91	0556 - PURCELL TIRE AND SERVICE CENTER		86.26	70,281.08
<u>10-405-7070</u> Biosolids & Compost Pay-As-You-Go						16,432.00	2,925.20	19,357.20
Post Date	Packet Number	Source Transaction	Pmt Number	Description	Vendor	Project Account	Amount	Running Balance
04/21/2026	GLPKT09323	JN07118		DRY BOX INC - SURCHARGE Storage con...		Fairfield Property Imp...	2,925.20	19,357.20
<u>10-406-4001</u> Energy Management Wages						131,257.56	39,715.66	170,973.22
Post Date	Packet Number	Source Transaction	Pmt Number	Description	Vendor	Project Account	Amount	Running Balance
04/09/2026	PYPKT01547	PYPKT01547 - 4/09/20...		PYPKT01547 - 4/09/2026 - Pay 4/9/2026			19,857.84	151,115.40
04/23/2026	PYPKT01551	PYPKT01551 - 4/23/20...		PYPKT01551 - 4/23/2026 - Pay 4/23/20...			19,857.82	170,973.22
<u>10-406-4002</u> Energy Management Overtime						13,868.40	3,063.34	16,931.74
Post Date	Packet Number	Source Transaction	Pmt Number	Description	Vendor	Project Account	Amount	Running Balance
04/09/2026	PYPKT01547	PYPKT01547 - 4/09/20...		PYPKT01547 - 4/09/2026 - Pay 4/9/2026			1,119.30	14,987.70
04/23/2026	PYPKT01551	PYPKT01551 - 4/23/20...		PYPKT01551 - 4/23/2026 - Pay 4/23/20...			1,944.04	16,931.74
<u>10-406-4003</u> Energy Management Retirement						38,409.60	10,694.77	49,104.37
Post Date	Packet Number	Source Transaction	Pmt Number	Description	Vendor	Project Account	Amount	Running Balance
04/09/2026	PYPKT01547	PYPKT01547 - 4/09/20...		PYPKT01547 - 4/09/2026 - Pay 4/9/2026			5,244.29	43,653.89
04/23/2026	PYPKT01551	PYPKT01551 - 4/23/20...		PYPKT01551 - 4/23/2026 - Pay 4/23/20...			5,450.48	49,104.37
<u>10-406-4004</u> Energy Management Benefits						51,003.65	12,098.56	63,102.21
Post Date	Packet Number	Source Transaction	Pmt Number	Description	Vendor	Project Account	Amount	Running Balance
04/01/2026	APPKT04634	APR26-2049	4720	ENERGY	0086 - BLOMQUIST HALE CONSULTING, INC.		26.15	51,029.80
04/09/2026	PYPKT01547	PYPKT01547 - 4/09/20...		PYPKT01547 - 4/09/2026 - Pay 4/9/2026			6,024.37	57,054.17
04/23/2026	PYPKT01551	PYPKT01551 - 4/23/20...		PYPKT01551 - 4/23/2026 - Pay 4/23/20...			6,048.04	63,102.21

Detail Report

Date Range: 04/01/2026 - 04/30/2026

Account		Name				Beginning Balance	Total Activity	Ending Balance
<u>10-406-4021</u>		Energy Management Uniforms				995.80	762.30	1,758.10
Post Date	Packet Number	Source Transaction	Pmt Number	Description	Vendor	Project Account	Amount	Running Balance
04/01/2026	APPKT04693	4264591754	106893	UNIFORMS - OPERATIONS DEPT.	0136 - CINTAS		82.95	1,078.75
04/07/2026	APPKT04683	4265210103	106893	UNIFORMS - OPERATIONS DEPT.	0136 - CINTAS		83.84	1,162.59
04/15/2026	APPKT04760	4266048724	106966	UNIFORMS - OPERATIONS DEPT.	0136 - CINTAS		82.76	1,245.35
04/22/2026	APPKT04736	INV0022597	4791	BOOTS REIMBURSEMENT - 2026	VEN01387 - DARWIN TERRY		215.00	1,460.35
04/22/2026	APPKT04736	INV0022598	4794	BOOTS REIMBURSEMENT - 2026	VEN01458 - MASCARENAS, ANTHONY		215.00	1,675.35
04/22/2026	APPKT04756	4266847487	106966	UNIFORMS - OPERATIONS DEPT.	0136 - CINTAS		82.75	1,758.10
<u>10-406-4022</u>		Energy Management Travel and Learning				412.00	4,992.86	5,404.86
Post Date	Packet Number	Source Transaction	Pmt Number	Description	Vendor	Project Account	Amount	Running Balance
04/08/2026	APPKT04636	INV0022449	4745	WEAU - APRIL 2026	VEN0879 - ZACKERY VANWORMER		1,050.94	1,462.94
04/13/2026	APPKT04706	INV0022568	4770	INNIO JENBACHER - MIAMI, FL 4/29/26 ...	VEN01387 - DARWIN TERRY		207.00	1,669.94
04/13/2026	APPKT04706	INV0022569	4780	INNIO JENBACHER - MIAMI, FL 4/29/26 ...	VEN01616 - NOAH IBRAHIM		207.00	1,876.94
04/21/2026	GLPKT09323	JN07118		DELTA AIR Air Fair - Noah Ibrahim - Retu...			448.20	2,325.14
04/21/2026	GLPKT09323	JN07118		DELTA AIR Air Fair - Darwin Terry - Retu...			448.20	2,773.34
04/21/2026	GLPKT09323	JN07118		DELTA AIR Air Fair - Noah Ibrahim - To M..			313.20	3,086.54
04/21/2026	GLPKT09323	JN07118		WEAU 2026 WEAU Annual Conference- ...			400.00	3,486.54
04/21/2026	GLPKT09323	JN07118		DELTA AIR Air Fair - Darwin Terry - To M..			313.20	3,799.74
04/22/2026	APPKT04732	INV0022588	4787	INNIO JENBACHER - MIAMI, FL HOTEL	VEN01387 - DARWIN TERRY		802.56	4,602.30
04/22/2026	APPKT04732	INV0022589	4788	INNIO JENBACHER - MIAMI, FL HOTEL	VEN01616 - NOAH IBRAHIM		802.56	5,404.86
<u>10-406-4023</u>		Energy Management Memberships				99.00	99.00	198.00
Post Date	Packet Number	Source Transaction	Pmt Number	Description	Vendor	Project Account	Amount	Running Balance
04/15/2026	APPKT04697	ANTHONY M. 2026	106958	MEMBERSHIP RENEWAL - ANTHONY M...	0841 - WATER ENVIRONMENT FEDERATION		99.00	198.00
<u>10-406-4300</u>		Energy Management Telephone				155.05	44.30	199.35
Post Date	Packet Number	Source Transaction	Pmt Number	Description	Vendor	Project Account	Amount	Running Balance
04/09/2026	PYPKT01547	PYPKT01547 - 4/09/20...		PYPKT01547 - 4/09/2026 - Pay 4/9/2026			22.15	177.20
04/23/2026	PYPKT01551	PYPKT01551 - 4/23/20...		PYPKT01551 - 4/23/2026 - Pay 4/23/20...			22.15	199.35
<u>10-406-4400</u>		Energy Management Natural Gas				175,192.82	27,386.57	202,579.39
Post Date	Packet Number	Source Transaction	Pmt Number	Description	Vendor	Project Account	Amount	Running Balance
04/06/2026	APPKT04673	7424610000 04062026	106900	ACCT#7424610000; SERVICE - MAR. 2026	0209 - ENBRIDGE GAS		11,460.94	186,653.76
04/21/2026	APPKT04734	21723668		GAS SERVICE - MAR. 2026	0095 - BP ENERGY COMPANY		15,925.65	202,579.39
<u>10-406-4500</u>		Energy Management Power				512,990.73	119,577.13	632,567.86
Post Date	Packet Number	Source Transaction	Pmt Number	Description	Vendor	Project Account	Amount	Running Balance
04/02/2026	APPKT04671	22213486-001 4 0402...	106913	ACCT#22213486-001 4; SERVICE 3/3/26 ...	0628 - ROCKY MOUNTAIN POWER		149.69	513,140.42
04/02/2026	APPKT04672	22213486-002 2 0402...	106912	ACCT#22213486-002 2; SERVICE 3/3/26 ...	0628 - ROCKY MOUNTAIN POWER		133.22	513,273.64
04/09/2026	APPKT04708	444 04092026	106945	ACCT#444-1043419; SERVICE 2/24/26 T...	0477 - MURRAY CITY UTILITIES		36.13	513,309.77
04/09/2026	APPKT04709	42872 04092026	106945	ACCT#42872-1043419; SERVICE 2/24/26...	0477 - MURRAY CITY UTILITIES		32.88	513,342.65
04/13/2026	APPKT04738	25610026-001 5 0413...	106975	ACCT#25610026-001 5; SERVICE - MAR. ...	0628 - ROCKY MOUNTAIN POWER		119,198.22	632,540.87
04/17/2026	APPKT04710	25963806-001 4 0417...	106951	ACCT#25963806-001 4; SERVICE 3/26/26..	0628 - ROCKY MOUNTAIN POWER		26.99	632,567.86

Detail Report

Date Range: 04/01/2026 - 04/30/2026

Account		Name				Date Range: 04/01/2026 - 04/30/2026			
		Energy Management Maintenance				Beginning Balance	Total Activity	Ending Balance	
Post Date	Packet Number	Source Transaction	Pmt Number	Description	Vendor	Project Account	Amount	Running Balance	
						209,933.09	42,593.25	252,526.34	
04/02/2026	POPKT16052	22531	106936	PENTAIR 2x3x13.5 PF NO.3 3804	0268 - FOLSOM INDUSTRIAL		7,314.42	217,247.51	
04/13/2026	POPKT16021	0231755	106932	Gearbox oil	0170 - CRUS OIL INC.		4,104.80	221,352.31	
04/13/2026	POPKT16021	20261600540	4775	#0085188	VEN01233 - INNIO JENBACHER NORTH AM...		29.27	221,381.58	
04/13/2026	POPKT16021	20261600540	4775	#0085188	VEN01233 - INNIO JENBACHER NORTH AM...		8.70	221,390.28	
04/13/2026	POPKT16061	9865462593	4792	#0080461	0827 - GRAINGER		129.56	221,519.84	
04/13/2026	POPKT16061	9865462593	4792	#0080461	0827 - GRAINGER		72.72	221,592.56	
04/21/2026	POPKT16052	0229764	106932	Sentron 5000	0170 - CRUS OIL INC.		29,667.00	251,259.56	
04/27/2026	POPKT16086	980238		#0086156	0282 - GENUINE PARTS CO.		26.62	251,286.18	
04/27/2026	POPKT16086	980238		#0086156	0282 - GENUINE PARTS CO.		148.68	251,434.86	
04/27/2026	POPKT16086	980238		#0086156	0282 - GENUINE PARTS CO.		23.34	251,458.20	
04/27/2026	POPKT16086	980238		#0086156	0282 - GENUINE PARTS CO.		149.94	251,608.14	
04/27/2026	POPKT16086	PS002083153		#0086156	0863 - WHEELER MACHINERY CO.		229.38	251,837.52	
04/27/2026	POPKT16086	PS002083153		#0086156	0863 - WHEELER MACHINERY CO.		85.50	251,923.02	
04/27/2026	POPKT16110	980824		#0086156	0282 - GENUINE PARTS CO.		84.28	252,007.30	
04/27/2026	POPKT16110	980824		#0086156	0282 - GENUINE PARTS CO.		519.04	252,526.34	
		Lab Wages					145,995.32	46,109.25	192,104.57
Post Date	Packet Number	Source Transaction	Pmt Number	Description	Vendor	Project Account	Amount	Running Balance	
04/09/2026	PYPKT01547	PYPKT01547 - 4/09/20...		PYPKT01547 - 4/09/2026 - Pay 4/9/2026			22,348.40	168,343.72	
04/23/2026	PYPKT01551	PYPKT01551 - 4/23/20...		PYPKT01551 - 4/23/2026 - Pay 4/23/20...			23,760.85	192,104.57	
		Lab Overtime					4,276.12	1,948.64	6,224.76
Post Date	Packet Number	Source Transaction	Pmt Number	Description	Vendor	Project Account	Amount	Running Balance	
04/09/2026	PYPKT01547	PYPKT01547 - 4/09/20...		PYPKT01547 - 4/09/2026 - Pay 4/9/2026			760.95	5,037.07	
04/23/2026	PYPKT01551	PYPKT01551 - 4/23/20...		PYPKT01551 - 4/23/2026 - Pay 4/23/20...			1,187.69	6,224.76	
		Lab Retirement					39,851.76	12,014.49	51,866.25
Post Date	Packet Number	Source Transaction	Pmt Number	Description	Vendor	Project Account	Amount	Running Balance	
04/09/2026	PYPKT01547	PYPKT01547 - 4/09/20...		PYPKT01547 - 4/09/2026 - Pay 4/9/2026			5,777.34	45,629.10	
04/23/2026	PYPKT01551	PYPKT01551 - 4/23/20...		PYPKT01551 - 4/23/2026 - Pay 4/23/20...			6,237.15	51,866.25	
		Lab Benefits					56,617.29	13,745.83	70,363.12
Post Date	Packet Number	Source Transaction	Pmt Number	Description	Vendor	Project Account	Amount	Running Balance	
04/01/2026	APPKT04634	APR26-2049	4720	LAB	0086 - BLOMQUIST HALE CONSULTING, INC.		31.38	56,648.67	
04/09/2026	PYPKT01547	PYPKT01547 - 4/09/20...		PYPKT01547 - 4/09/2026 - Pay 4/9/2026			6,758.51	63,407.18	
04/23/2026	PYPKT01551	PYPKT01551 - 4/23/20...		PYPKT01551 - 4/23/2026 - Pay 4/23/20...			6,955.94	70,363.12	

Detail Report

Date Range: 04/01/2026 - 04/30/2026

Account	Name	Beginning Balance	Total Activity	Ending Balance				
<u>10-501-4021</u>	Lab Uniforms	758.71	315.89	1,074.60				
Post Date	Packet Number	Source Transaction	Pmt Number	Description	Vendor	Project Account	Amount	Running Balance
04/02/2026	APPKT04676	LSAL3086665	106884	TOWEL & UNIFORM CLEANING - LAB	0035 - ALSCO		66.69	825.40
04/09/2026	APPKT04674	LSAL3088924	106884	TOWEL & UNIFORM CLEANING - LAB	0035 - ALSCO		57.91	883.31
04/16/2026	APPKT04720	LSAL3091179	106929	TOWEL & UNIFORM CLEANING - LAB	0035 - ALSCO		66.69	950.00
04/23/2026	APPKT04743	LSAL3093472	106960	TOWEL & UNIFORM CLEANING - LAB	0035 - ALSCO		57.91	1,007.91
04/30/2026	APPKT04799	LSAL3095686		TOWEL & UNIFORM CLEANING - LAB	0035 - ALSCO		66.69	1,074.60
<u>10-501-4022</u>	Lab Travel and Learning	712.56	5,078.30	5,790.86				
Post Date	Packet Number	Source Transaction	Pmt Number	Description	Vendor	Project Account	Amount	Running Balance
04/06/2026	APPKT04636	INV0022451	4734	REIMBURSEMENT - OPERATOR III EXAM	VEN0443 - MELISSA WILLES		106.00	818.56
04/08/2026	APPKT04636	INV0022435	4726	WEAU - APRIL 2026	VEN01369 - EDWARD HARRISON		756.55	1,575.11
04/08/2026	APPKT04636	INV0022444	4738	WEAU - APRIL 2026	VEN01361 - NICHOLAS S. MABEY		756.55	2,331.66
04/08/2026	APPKT04636	INV0022450	4734	WEAU - APRIL 2026	VEN0443 - MELISSA WILLES		323.00	2,654.66
04/21/2026	GLPKT09323	JN07118		EXPEDIA Hotel - Ed H., Missy W., & Nick...			1,441.20	4,095.86
04/21/2026	GLPKT09323	JN07118		WEAU 2026 WEAU Annual Conference- ...			1,695.00	5,790.86
<u>10-501-4027</u>	Lab Supplies	38,097.73	10,759.79	48,857.52				
Post Date	Packet Number	Source Transaction	Pmt Number	Description	Vendor	Project Account	Amount	Running Balance
04/09/2026	POPKT16034	3198122222		WP200I Gamma Irradiated Colilert 100 ...	0335 - IDEXX DISTRIBUTION		3,556.56	41,654.29
04/21/2026	APPKT04713	569404516	4783	REQ16772 - KIMBLE KIMAX MEDIA BOT...	0689 - SIGMA-ALDRICH RTC		218.50	41,872.79
04/21/2026	POPKT16056	329896	106940	Lid for 500 mL Round	0338 - INDUSTRIAL CONTAINER AND SUPPL...		25.92	41,898.71
04/21/2026	POPKT16056	329896	106940	Oil and Grease 1 L Glass Bottle	0338 - INDUSTRIAL CONTAINER AND SUPPL...		64.80	41,963.51
04/21/2026	POPKT16056	329896	106940	500 mL Round Plastic Bottle	0338 - INDUSTRIAL CONTAINER AND SUPPL...		155.52	42,119.03
04/21/2026	POPKT16056	329896	106940	Lid for 1 L Bottle	0338 - INDUSTRIAL CONTAINER AND SUPPL...		53.20	42,172.23
04/21/2026	POPKT16056	329896	106940	Lid for 1 pt Dairy	0338 - INDUSTRIAL CONTAINER AND SUPPL...		28.80	42,201.03
04/21/2026	POPKT16056	329896	106940	FUEL SURCHARGE	0338 - INDUSTRIAL CONTAINER AND SUPPL...		20.00	42,221.03
04/21/2026	POPKT16056	329896	106940	Bottle 1 L Round Clear	0338 - INDUSTRIAL CONTAINER AND SUPPL...		257.60	42,478.63
04/21/2026	POPKT16056	329896	106940	Lid for Oil and Grease Bottle	0338 - INDUSTRIAL CONTAINER AND SUPPL...		20.88	42,499.51
04/21/2026	POPKT16056	329896	106940	1 pt Dairy Bottle	0338 - INDUSTRIAL CONTAINER AND SUPPL...		158.40	42,657.91
04/21/2026	POPKT16051	INV0022535	DFT0002684	Space Saver Container Bottle HDPE	0784 - US BANK		252.48	42,910.39
04/21/2026	POPKT16051	INV0022539	DFT0002684	SKU GB0386DD MFR 85679AHG17 2.5 G..	0784 - US BANK		463.79	43,374.18
04/27/2026	POPKT16086	8253421		Large Heathrow Scientific™ Weigh Boat	0262 - FISHER SCIENTIFIC		76.23	43,450.41
04/28/2026	POPKT16086	20072984		NuPhase™ Oil and Grease SPE Disks, 4...	0164 - CPI INTERNATIONAL		1,243.07	44,693.48
04/28/2026	POPKT16086	8284426		0.80 uM Millipore Sigma Non-sterile M...	0262 - FISHER SCIENTIFIC		4,164.04	48,857.52

Detail Report

Date Range: 04/01/2026 - 04/30/2026

Account						Beginning Balance	Total Activity	Ending Balance
<u>10-501-4040</u> Lab Professional Fees						37,406.52	15,199.37	52,605.89
Post Date	Packet Number	Source Transaction	Pmt Number	Description	Vendor	Project Account	Amount	Running Balance
04/03/2026	APPKT04642	26C1890	106892	LAB PROFESSIONAL TEST - TUES CAKE	VEN01132 - CHEMTECH-FORD, LLC		542.00	37,948.52
04/13/2026	APPKT04675	26C2362	106892	LAB PROFESSIONAL TEST - TUES CAKE	VEN01132 - CHEMTECH-FORD, LLC		542.00	38,490.52
04/15/2026	APPKT04719	144915	106986	LAB PT STANDARDS - NITRITE	0240 - ENVIRONMENTAL RESOURCE ASSC E...		397.12	38,887.64
04/17/2026	APPKT04721	26D0541	106931	LAB PROFESSIONAL TEST - MON & TUES...	VEN01132 - CHEMTECH-FORD, LLC		271.00	39,158.64
04/17/2026	APPKT04722	26D0536	106931	LAB PROFESSIONAL TEST - SL25	VEN01132 - CHEMTECH-FORD, LLC		1,299.00	40,457.64
04/20/2026	APPKT04723	26D0601	106931	LAB PROFESSIONAL TEST - MO 04	VEN01132 - CHEMTECH-FORD, LLC		55.00	40,512.64
04/21/2026	APPKT04715	26D0773	106931	LAB PROFESSIONAL TEST - HG SAMPLING	VEN01132 - CHEMTECH-FORD, LLC		578.00	41,090.64
04/22/2026	POPKT16061	142719	106968	Quote # 00291621	0240 - ENVIRONMENTAL RESOURCE ASSC E...		2,865.28	43,955.92
04/24/2026	APPKT04742	2623034	106962	QA MANAGEMENT SUPPORT - MAR. 20...	0057 - AQS, INC.		5,500.00	49,455.92
04/27/2026	APPKT04767	26D1026		LAB PROFESSIONAL TEST - GH06	VEN01132 - CHEMTECH-FORD, LLC		187.00	49,642.92
04/27/2026	APPKT04768	26D1045		LAB PROFESSIONAL TEST - TUES CAKE	VEN01132 - CHEMTECH-FORD, LLC		271.00	49,913.92
04/27/2026	POPKT16099	145496		ERA Soil 134 QT # 00289778	0240 - ENVIRONMENTAL RESOURCE ASSC E...		1,669.85	51,583.77
04/30/2026	APPKT04797	146361		LAB PT SAMPLE - METALS IN SOIL	0240 - ENVIRONMENTAL RESOURCE ASSC E...		438.12	52,021.89
04/30/2026	APPKT04800	26D1680		LAB PROFESSIONAL TEST - MON & TUES...	VEN01132 - CHEMTECH-FORD, LLC		542.00	52,563.89
04/30/2026	APPKT04801	26D1681		LAB PROFESSIONAL TEST - TOC	VEN01132 - CHEMTECH-FORD, LLC		42.00	52,605.89
<u>10-501-4300</u> Lab Telephone						342.53	106.79	449.32
Post Date	Packet Number	Source Transaction	Pmt Number	Description	Vendor	Project Account	Amount	Running Balance
04/01/2026	APPKT04645	780044483	106908	ACCT#5-BVMFDXWV, SERVICE 4/1/26 T...	VEN01631 - LEVEL 3 COMMUNICATIONS, L...		62.49	405.02
04/09/2026	PYPKT01547	PYPKT01547 - 4/09/20...		PYPKT01547 - 4/09/2026 - Pay 4/9/2026			22.15	427.17
04/23/2026	PYPKT01551	PYPKT01551 - 4/23/20...		PYPKT01551 - 4/23/2026 - Pay 4/23/20...			22.15	449.32
<u>10-501-5700</u> Lab Chemicals						8,497.87	5,927.12	14,424.99
Post Date	Packet Number	Source Transaction	Pmt Number	Description	Vendor	Project Account	Amount	Running Balance
04/09/2026	POPKT16021	7340665	106902	Trisodium citrate dihydrate, 99%	0262 - FISHER SCIENTIFIC		35.85	8,533.72
04/16/2026	APPKT04718	56095351		ACCT#54251209, ARGON	0541 - LINDE GAS & EQUIPMENT INC.		1,138.89	9,672.61
04/21/2026	APPKT04717	56154986		ACCT#54251209, ARGON TANK RENTAL	0541 - LINDE GAS & EQUIPMENT INC.		482.24	10,154.85
04/27/2026	POPKT16086	8253422		n-hexane	0262 - FISHER SCIENTIFIC		2,478.75	12,633.60
04/27/2026	POPKT16086	8253422		Sodium Sulfate Anhydrous	0262 - FISHER SCIENTIFIC		1,791.39	14,424.99
<u>10-501-6400</u> Lab Maintenance						15,036.74	603.89	15,640.63
Post Date	Packet Number	Source Transaction	Pmt Number	Description	Vendor	Project Account	Amount	Running Balance
04/16/2026	APPKT04716	2023377		AUTOClave MAINTENANCE 4/14/26	0388 - JOHNSON'S MEDICAL INC.		603.89	15,640.63
<u>10-502-4001</u> Pretreatment Wages						165,602.14	51,486.79	217,088.93
Post Date	Packet Number	Source Transaction	Pmt Number	Description	Vendor	Project Account	Amount	Running Balance
04/09/2026	PYPKT01547	PYPKT01547 - 4/09/20...		PYPKT01547 - 4/09/2026 - Pay 4/9/2026			25,281.66	190,883.80
04/23/2026	PYPKT01551	PYPKT01551 - 4/23/20...		PYPKT01551 - 4/23/2026 - Pay 4/23/20...			26,205.13	217,088.93
<u>10-502-4002</u> Pretreatment Overtime						1,241.69	467.66	1,709.35
Post Date	Packet Number	Source Transaction	Pmt Number	Description	Vendor	Project Account	Amount	Running Balance
04/09/2026	PYPKT01547	PYPKT01547 - 4/09/20...		PYPKT01547 - 4/09/2026 - Pay 4/9/2026			144.14	1,385.83
04/23/2026	PYPKT01551	PYPKT01551 - 4/23/20...		PYPKT01551 - 4/23/2026 - Pay 4/23/20...			323.52	1,709.35

Detail Report

Date Range: 04/01/2026 - 04/30/2026

Account		Name				Beginning Balance	Total Activity	Ending Balance
10-502-4003		Pretreatment Retirement				43,962.51	12,928.62	56,891.13
Post Date	Packet Number	Source Transaction	Pmt Number	Description	Vendor	Project Account	Amount	Running Balance
04/09/2026	PYPKT01547	PYPKT01547 - 4/09/20...		PYPKT01547 - 4/09/2026 - Pay 4/9/2026			6,326.4€	50,288.97
04/23/2026	PYPKT01551	PYPKT01551 - 4/23/20...		PYPKT01551 - 4/23/2026 - Pay 4/23/20...			6,602.1€	56,891.13
10-502-4004		Pretreatment Benefits				55,651.97	13,358.64	69,010.61
Post Date	Packet Number	Source Transaction	Pmt Number	Description	Vendor	Project Account	Amount	Running Balance
04/01/2026	APPKT04634	APR26-2049	4720	PRETREATMENT	0086 - BLOMQUIST HALE CONSULTING, INC.		36.61	55,688.58
04/09/2026	PYPKT01547	PYPKT01547 - 4/09/20...		PYPKT01547 - 4/09/2026 - Pay 4/9/2026			6,580.73	62,269.31
04/23/2026	PYPKT01551	PYPKT01551 - 4/23/20...		PYPKT01551 - 4/23/2026 - Pay 4/23/20...			6,741.3C	69,010.61
10-502-4021		Pretreatment Uniforms				285.84	524.72	810.56
Post Date	Packet Number	Source Transaction	Pmt Number	Description	Vendor	Project Account	Amount	Running Balance
04/01/2026	APPKT04690	4264591566	106893	UNIFORMS - MECHANICS DEPT.	0136 - CINTAS		22.34	308.18
04/07/2026	APPKT04686	4265209670	106893	UNIFORMS - MECHANICS DEPT.	0136 - CINTAS		25.13	333.31
04/09/2026	APPKT04662	INV0022465	4763	BOOTS REIMBURSEMENT - 2026	VEN0731 - TALENA WALTON		215.0C	548.31
04/09/2026	APPKT04662	INV0022466	4752	BOOTS REIMBURSEMENT - 2026	VEN0243 - ERIC PRICE		215.0C	763.31
04/15/2026	APPKT04762	4266048575	106966	UNIFORMS - MECHANICS DEPT.	0136 - CINTAS		22.17	785.48
04/22/2026	APPKT04755	4266847246	106966	UNIFORMS - MECHANICS DEPT.	0136 - CINTAS		25.0€	810.56
10-502-4023		Pretreatment Memberships				99.00	156.0C	255.00
Post Date	Packet Number	Source Transaction	Pmt Number	Description	Vendor	Project Account	Amount	Running Balance
04/15/2026	APPKT04699	INV0022512	4773	REIMBURSEMENT - COLLECTION IV EX...	VEN0243 - ERIC PRICE		156.0C	255.00
10-502-4027		Pretreatment Supplies				83.02	83.73	166.75
Post Date	Packet Number	Source Transaction	Pmt Number	Description	Vendor	Project Account	Amount	Running Balance
04/21/2026	GLPKT09323	JN07118		WAL-MART Mirrors			83.73	166.75

Detail Report

Date Range: 04/01/2026 - 04/30/2026

Account		Name				Beginning Balance	Total Activity	Ending Balance
10-502-4300		Pretreatment Telephone				3,673.20	1,309.14	4,982.34
Post Date	Packet Number	Source Transaction	Pmt Number	Description	Vendor	Project Account	Amount	Running Balance
04/01/2026	APPKT04645	780044483	106908	ACCT#5-BVMFDXWV, SERVICE 4/1/26 T...	VEN01631 - LEVEL 3 COMMUNICATIONS, L...		104.10	3,773.30
04/03/2026	APPKT04669	287310660504X04112...	106887	ACCT#287310660504; SERVICE 3/4/26 ...	VEN01383 - AT&T MOBILITY		427.89	4,205.19
04/09/2026	PYPKT01547	PYPKT01547 - 4/09/20...		PYPKT01547 - 4/09/2026 - Pay 4/9/2026			22.15	4,227.34
04/21/2026	GLPKT09323	JN07118		Verizon Halima Yarow			52.76	4,280.10
04/21/2026	GLPKT09323	JN07118		Verizon Jim Rich - tablet			20.02	4,300.12
04/21/2026	GLPKT09323	JN07118		Verizon Nick Begay - tablet			20.02	4,320.14
04/21/2026	GLPKT09323	JN07118		Verizon James Rich			52.76	4,372.90
04/21/2026	GLPKT09323	JN07118		Verizon christi priest - tablet			20.02	4,392.92
04/21/2026	GLPKT09323	JN07118		Verizon talena walton - tablet			20.02	4,412.94
04/21/2026	GLPKT09323	JN07118		Verizon talena walton			52.76	4,465.70
04/21/2026	GLPKT09323	JN07118		Verizon Eric Price - tablet			20.02	4,485.72
04/21/2026	GLPKT09323	JN07118		Verizon christi priesdt			52.76	4,538.48
04/21/2026	GLPKT09323	JN07118		Verizon Brad Woodhouse - tablet			20.02	4,558.50
04/21/2026	GLPKT09323	JN07118		Verizon Nick Begay			52.76	4,611.26
04/21/2026	GLPKT09323	JN07118		Verizon Halima Yarow - tablet			20.02	4,631.28
04/21/2026	GLPKT09323	JN07118		Verizon Eric Price			52.76	4,684.04
04/21/2026	APPKT04706	617000076238	106957	ACCT#100000124710; DASH CAM SERV...	0817 - VERIZON WIRELESS		276.15	4,960.19
04/23/2026	PYPKT01551	PYPKT01551 - 4/23/20...		PYPKT01551 - 4/23/2026 - Pay 4/23/20...			22.15	4,982.34

10-502-6400		Pretreatment Maintenance				744.33	113.91	858.24
Post Date	Packet Number	Source Transaction	Pmt Number	Description	Vendor	Project Account	Amount	Running Balance
04/02/2026	APPKT04638	LSAL3086666	106884	MAT CLEANING SERVICE - PRE TREATM...	0035 - ALSCO		37.97	782.30
04/16/2026	APPKT04707	LSAL3091180	106929	MAT CLEANING SERVICE - PRE TREATM...	0035 - ALSCO		37.97	820.27
04/30/2026	APPKT04777	LSAL3095687	106979	MAT CLEANING SERVICE - PRE TREATM...	0035 - ALSCO		37.97	858.24

10-600-4001		Board Wages				9,752.00	2,884.00	12,636.00
Post Date	Packet Number	Source Transaction	Pmt Number	Description	Vendor	Project Account	Amount	Running Balance
04/22/2026	APPKT04711	04222026	4768	BOARD MEETING ON 4/22/2026	VEN01230 - CHERYLE ANN HATCH		375.00	10,127.00
04/22/2026	APPKT04711	04222026	4772	BOARD MEETING ON 4/22/2026, RETIR...	VEN01141 - DONALD RUSSELL		575.00	10,702.00
04/22/2026	APPKT04711	04222026	4771	BOARD MEETING ON 4/22/2026	0188 - DEBRA K. ARMSTRONG		434.00	11,136.00
04/22/2026	APPKT04711	04222026	4769	BOARD MEETING ON 4/22/2026	VEN01637 - CLARISSA WILLIAMS		375.00	11,511.00
04/22/2026	APPKT04711	04222026	4767	BOARD MEETING ON 4/22/2026	VEN01636 - AMILI NEFF		375.00	11,886.00
04/22/2026	APPKT04711	04222026	4785	BOARD MEETING ON 4/22/2026	VEN01393 - WESLEY J. FISHER		375.00	12,261.00
04/22/2026	APPKT04711	04222026	4779	BOARD MEETING ON 4/22/2026	0476 - MURRAY CITY CORPORATION		375.00	12,636.00

10-600-4029		Board Miscellaneous				169.71	22.77	192.48
Post Date	Packet Number	Source Transaction	Pmt Number	Description	Vendor	Project Account	Amount	Running Balance
04/21/2026	GLPKT09323	JN07118		IN *MCGEES STAMP AND TROP Board Pl...			22.77	192.48

Detail Report

Date Range: 04/01/2026 - 04/30/2026

Account	Name	Beginning Balance	Total Activity	Ending Balance				
10-601-4001	GM Wages	144,597.73	43,770.35	188,368.12				
Post Date	Packet Number	Source Transaction	Pmt Number	Description	Vendor	Project Account	Amount	Running Balance
04/09/2026	PYPKT01547	PYPKT01547 - 4/09/20...		PYPKT01547 - 4/09/2026 - Pay 4/9/2026			21,885.20	166,482.93
04/23/2026	PYPKT01551	PYPKT01551 - 4/23/20...		PYPKT01551 - 4/23/2026 - Pay 4/23/20...			21,885.15	188,368.12
10-601-4003	GM Retirement	37,142.40	10,673.37	47,815.77				
Post Date	Packet Number	Source Transaction	Pmt Number	Description	Vendor	Project Account	Amount	Running Balance
04/09/2026	PYPKT01547	PYPKT01547 - 4/09/20...		PYPKT01547 - 4/09/2026 - Pay 4/9/2026			5,336.69	42,479.09
04/23/2026	PYPKT01551	PYPKT01551 - 4/23/20...		PYPKT01551 - 4/23/2026 - Pay 4/23/20...			5,336.68	47,815.77
10-601-4004	GM Benefits	22,213.43	5,869.36	28,082.79				
Post Date	Packet Number	Source Transaction	Pmt Number	Description	Vendor	Project Account	Amount	Running Balance
04/01/2026	APPKT04634	APR26-2049	4720	GM	0086 - BLOMQUIST HALE CONSULTING, INC.		10.46	22,223.89
04/09/2026	PYPKT01547	PYPKT01547 - 4/09/20...		PYPKT01547 - 4/09/2026 - Pay 4/9/2026			2,680.35	24,904.28
04/23/2026	PYPKT01551	PYPKT01551 - 4/23/20...		PYPKT01551 - 4/23/2026 - Pay 4/23/20...			3,178.51	28,082.79
10-601-4022	GM Travel and Learning	21.57	2,883.83	2,905.40				
Post Date	Packet Number	Source Transaction	Pmt Number	Description	Vendor	Project Account	Amount	Running Balance
04/08/2026	APPKT04636	INV0022431	4721	WEAU - APRIL 2026	VEN01188 - BRANDON HEIDELBERGER		756.55	778.12
04/08/2026	APPKT04636	INV0022445	4740	WEAU - APRIL 2026	VEN0524 - PHIL HECK		1,081.88	1,860.00
04/21/2026	GLPKT09323	JN07118		WEAU 2026 WEAU Annual Conference- ...			565.00	2,425.00
04/21/2026	GLPKT09323	JN07118		EXPEDIA Hotel - Bryan M., Amanda S.			480.40	2,905.40
10-601-4026	GM Postage	1,141.00	200.00	1,341.00				
Post Date	Packet Number	Source Transaction	Pmt Number	Description	Vendor	Project Account	Amount	Running Balance
04/17/2026	GLPKT09293	JN07110		Postage Reload			200.00	1,341.00
10-601-4027	GM Supplies	695.39	224.11	919.50				
Post Date	Packet Number	Source Transaction	Pmt Number	Description	Vendor	Project Account	Amount	Running Balance
04/03/2026	APPKT04697	464627047001	106947	OFFICE SUPPLIES	0499 - OFFICE DEPOT		64.33	759.72
04/03/2026	APPKT04706	464630060001	106947	OFFICE SUPPLIES	0499 - OFFICE DEPOT		21.96	781.68
04/15/2026	APPKT04699	47	106943	MAINTENANCE POSTBASE AGREEMENT ...	0374 - JBM MAILING LLC		170.00	951.68
04/21/2026	GLPKT09323	JN07118		WALMART.COM return			-32.18	919.50
10-601-4029	GM Miscellaneous	490.96	1,962.62	2,453.58				
Post Date	Packet Number	Source Transaction	Pmt Number	Description	Vendor	Project Account	Amount	Running Balance
04/16/2026	APPKT04699	INV0022514	4777	MOVIE FILM CREW COORDINATION	VEN0409 - KEVIN GALLAGHER		1,500.00	1,990.96
04/21/2026	GLPKT09323	JN07118		LSU RODIZIO GRILL Quint Ewell's Bday			88.05	2,079.01
04/21/2026	GLPKT09323	JN07118		OGIE'S CAFE Scott Kerkman Bday			49.66	2,128.67
04/21/2026	GLPKT09323	JN07118		FIRST WATCH - 7726 Chad F. Bday w/ Da...			72.85	2,201.52
04/21/2026	GLPKT09323	JN07118		RED MAPLE CHINESE RESTAUR Mike Earl...			64.00	2,265.52
04/21/2026	GLPKT09323	JN07118		LSU RODIZIO GRILL Wade Hamblin Bday			90.06	2,355.58
04/21/2026	GLPKT09323	JN07118		SIZZLER Chris R. Bday lunch			47.72	2,403.30
04/21/2026	GLPKT09323	JN07118		TST* RABBITS FOOT BREWING Henry M....			50.28	2,453.58

Detail Report

Date Range: 04/01/2026 - 04/30/2026

Account						Beginning Balance	Total Activity	Ending Balance
10-601-4032 GM Legislative Issues						11,250.00	3,750.00	15,000.00
Post Date	Packet Number	Source Transaction	Pmt Number	Description	Vendor	Project Account	Amount	Running Balance
04/01/2026	APPKT04662	APRIL 2026	106891	GOVERNMENT SERVICE - APRIL 2026	VEN01386 - CAPSTONE STRATEGIES, LLC		3,750.00	15,000.00
10-601-4040 GM Professional Fees						-32,362.24	20,374.00	-11,988.24
Post Date	Packet Number	Source Transaction	Pmt Number	Description	Vendor	Project Account	Amount	Running Balance
04/01/2026	APPKT04603	3885	106842	LOBBYING SERVICE - MAR. 2026	VEN01596 - MARCUS G. FAUST, P.C		7,500.00	-24,862.24
04/07/2026	APPKT04697	1035796	106933	PLAN AMENDMENTS, SERVICE THROUG...	VEN01600 - DENTONS DURHAM JONES PIN...		3,000.00	-21,862.24
04/12/2026	APPKT04697	1-2026	106950	CONSULTING SERVICES - 1/1/26 TO 4/15...	0603 - RAMESH GOEL		5,000.00	-16,862.24
04/30/2026	APPKT04779	8136267		MATTER#001 - GENERAL - MAR. 2026	0510 - PARSONS BEHLE & LATIMER		756.50	-16,105.74
04/30/2026	APPKT04779	8136268		MATTER#007 - DAKOTA PACIFIC - MAR. ...	0510 - PARSONS BEHLE & LATIMER		1,734.50	-14,371.24
04/30/2026	APPKT04779	8136269		MATTER#013 - SLVALLEY TRANSFER STA...	0510 - PARSONS BEHLE & LATIMER		267.00	-14,104.24
04/30/2026	APPKT04779	8136270		MATTER#011 - TEMPO ROAD - MAR. 20...	0510 - PARSONS BEHLE & LATIMER		2,116.00	-11,988.24
10-601-4300 GM Telephone						712.14	237.38	949.52
Post Date	Packet Number	Source Transaction	Pmt Number	Description	Vendor	Project Account	Amount	Running Balance
04/01/2026	APPKT04645	780044483	106908	ACCT#5-BVMFDXWV, SERVICE 4/1/26 T...	VEN01631 - LEVEL 3 COMMUNICATIONS, L...		131.86	844.00
04/21/2026	GLPKT09323	JN07118		Verizon Brandon H.			52.76	896.76
04/21/2026	GLPKT09323	JN07118		Verizon phil heck			52.76	949.52
10-601-6400 GM Maintenance						3,666.45	271.21	3,937.66
Post Date	Packet Number	Source Transaction	Pmt Number	Description	Vendor	Project Account	Amount	Running Balance
04/02/2026	APPKT04697	LSAL3086667	106929	MAT CLEANING SERVICE - ADMIN	0035 - ALSCO		30.65	3,697.10
04/14/2026	APPKT04668	EA1666329	106907	MONTHLY CONTRACT SERVICE - ADMIN	0425 - LES OLSON COMPANY		131.83	3,828.93
04/16/2026	APPKT04706	LSAL3091181	106929	MAT CLEANING SERVICE - ADMIN	0035 - ALSCO		30.65	3,859.58
04/21/2026	GLPKT09323	JN07118		PENNY ANNS CAF? Annual checkin lunch...			47.43	3,907.01
04/30/2026	APPKT04779	LSAL3095688	106979	MAT CLEANING SERVICE - ADMIN	0035 - ALSCO		30.65	3,937.66
10-602-4001 HR Wages						182,338.87	25,409.80	207,748.67
Post Date	Packet Number	Source Transaction	Pmt Number	Description	Vendor	Project Account	Amount	Running Balance
04/09/2026	PYPKT01547	PYPKT01547 - 4/09/20...		PYPKT01547 - 4/09/2026 - Pay 4/9/2026			12,204.90	194,543.77
04/23/2026	PYPKT01551	PYPKT01551 - 4/23/20...		PYPKT01551 - 4/23/2026 - Pay 4/23/20...			13,204.90	207,748.67
10-602-4002 HR Overtime						0.00	30.00	30.00
Post Date	Packet Number	Source Transaction	Pmt Number	Description	Vendor	Project Account	Amount	Running Balance
04/09/2026	PYPKT01547	PYPKT01547 - 4/09/20...		PYPKT01547 - 4/09/2026 - Pay 4/9/2026			30.00	30.00
10-602-4003 HR Retirement						47,250.54	6,269.96	53,520.50
Post Date	Packet Number	Source Transaction	Pmt Number	Description	Vendor	Project Account	Amount	Running Balance
04/09/2026	PYPKT01547	PYPKT01547 - 4/09/20...		PYPKT01547 - 4/09/2026 - Pay 4/9/2026			3,013.73	50,264.27
04/23/2026	PYPKT01551	PYPKT01551 - 4/23/20...		PYPKT01551 - 4/23/2026 - Pay 4/23/20...			3,256.23	53,520.50

Detail Report

Date Range: 04/01/2026 - 04/30/2026

Account	Name	Beginning Balance	Total Activity	Ending Balance				
<u>10-602-4004</u>	HR Benefits	28,338.67	5,351.31	33,689.98				
Post Date	Packet Number	Source Transaction	Pmt Number	Description	Vendor	Project Account	Amount	Running Balance
04/01/2026	APPKT04634	APR26-2049	4720	HR	0086 - BLOMQUIST HALE CONSULTING, INC.		10.46	28,349.13
04/09/2026	PYPKT01547	PYPKT01547 - 4/09/20...		PYPKT01547 - 4/09/2026 - Pay 4/9/2026			3,090.03	31,439.16
04/23/2026	PYPKT01551	PYPKT01551 - 4/23/20...		PYPKT01551 - 4/23/2026 - Pay 4/23/20...			2,250.82	33,689.98
<u>10-602-4022</u>	HR Travel and Learning	333.85	201.38	535.23				
Post Date	Packet Number	Source Transaction	Pmt Number	Description	Vendor	Project Account	Amount	Running Balance
04/21/2026	GLPKT09323	JN07118		SHRM HSG SHRM Annual Conference			201.38	535.23
<u>10-602-4029</u>	HR Miscellaneous	3,464.23	929.77	4,394.00				
Post Date	Packet Number	Source Transaction	Pmt Number	Description	Vendor	Project Account	Amount	Running Balance
04/13/2026	APPKT04668	INV0022488	4760	REIMBURSEMENT - BACKGROUND CHE...	VEN01645 - REBECCA SPRINGER HARDMAN		20.00	3,484.23
04/21/2026	GLPKT09323	JN07118		SAMS CLUB Quartly lunch			554.36	4,038.59
04/21/2026	GLPKT09323	JN07118		SAMS CLUB Quartly lunch			19.03	4,057.62
04/21/2026	GLPKT09323	JN07118		APPLE SPICE JUNCTION Interview lunch - ...			94.46	4,152.08
04/21/2026	GLPKT09323	JN07118		WALMART Quartly lunch			71.35	4,223.47
04/21/2026	GLPKT09323	JN07118		WALMART Quartly lunch			41.98	4,265.45
04/21/2026	GLPKT09323	JN07118		CAFE RIO ONLINE - FP Interviews lunch- ...			59.48	4,324.93
04/21/2026	GLPKT09323	JN07118		WALMART Quartly lunch			49.54	4,374.47
04/21/2026	GLPKT09323	JN07118		SAMS CLUB Quartly lunch			19.53	4,394.00
<u>10-602-4040</u>	HR Professional Fees	1,733.78	379.22	2,113.00				
Post Date	Packet Number	Source Transaction	Pmt Number	Description	Vendor	Project Account	Amount	Running Balance
04/02/2026	APPKT04636	1472	4756	HR PROFESSIONAL SERVICES 3/27/26	VEN01443 - MODERN AGE EMPLOYMENT L...		200.00	1,933.78
04/10/2026	APPKT04731	13127	106935	2ND QUARTER OF 2026 - UNEMPLOYM...	0232 - EMPLOYER ADVOCATES LLC		173.78	2,107.56
04/21/2026	GLPKT09323	JN07118		W2,1099,1095 EFILING 1095/1094 corre...			5.44	2,113.00
<u>10-602-4300</u>	HR Telephone	1,127.13	173.09	1,300.22				
Post Date	Packet Number	Source Transaction	Pmt Number	Description	Vendor	Project Account	Amount	Running Balance
04/09/2026	PYPKT01547	PYPKT01547 - 4/09/20...		PYPKT01547 - 4/09/2026 - Pay 4/9/2026			22.15	1,149.28
04/21/2026	GLPKT09323	JN07118		Verizon Annie Jensen			98.33	1,247.61
04/21/2026	GLPKT09323	JN07118		Verizon leann dipo			-32.30	1,215.31
04/21/2026	GLPKT09323	JN07118		Verizon cindie foote			62.76	1,278.07
04/23/2026	PYPKT01551	PYPKT01551 - 4/23/20...		PYPKT01551 - 4/23/2026 - Pay 4/23/20...			22.15	1,300.22
<u>10-602-6200</u>	HR Tools & Small Equipment	836.22	736.22	1,572.44				
Post Date	Packet Number	Source Transaction	Pmt Number	Description	Vendor	Project Account	Amount	Running Balance
04/21/2026	GLPKT09323	JN07118		Verizon Annie Jensen - New Phone			736.22	1,572.44
<u>10-603-4001</u>	Finance Wages	160,517.48	48,932.88	209,450.36				
Post Date	Packet Number	Source Transaction	Pmt Number	Description	Vendor	Project Account	Amount	Running Balance
04/09/2026	PYPKT01547	PYPKT01547 - 4/09/20...		PYPKT01547 - 4/09/2026 - Pay 4/9/2026			24,460.47	184,977.95
04/23/2026	PYPKT01551	PYPKT01551 - 4/23/20...		PYPKT01551 - 4/23/2026 - Pay 4/23/20...			24,472.41	209,450.36

Detail Report

Date Range: 04/01/2026 - 04/30/2026

Account	Name	Beginning Balance	Total Activity	Ending Balance				
10-603-4002	Finance Overtime	440.53	133.15	573.68				
Post Date	Packet Number	Source Transaction	Pmt Number	Description	Vendor	Project Account	Amount	Running Balance
04/09/2026	PYPKT01547	PYPKT01547 - 4/09/20...		PYPKT01547 - 4/09/2026 - Pay 4/9/2026			66.58	507.11
04/23/2026	PYPKT01551	PYPKT01551 - 4/23/20...		PYPKT01551 - 4/23/2026 - Pay 4/23/20...			66.57	573.68
10-603-4003	Finance Retirement	40,207.48	11,598.51	51,805.99				
Post Date	Packet Number	Source Transaction	Pmt Number	Description	Vendor	Project Account	Amount	Running Balance
04/09/2026	PYPKT01547	PYPKT01547 - 4/09/20...		PYPKT01547 - 4/09/2026 - Pay 4/9/2026			5,799.26	46,006.74
04/23/2026	PYPKT01551	PYPKT01551 - 4/23/20...		PYPKT01551 - 4/23/2026 - Pay 4/23/20...			5,799.25	51,805.99
10-603-4004	Finance Benefits	45,987.22	11,112.34	57,099.56				
Post Date	Packet Number	Source Transaction	Pmt Number	Description	Vendor	Project Account	Amount	Running Balance
04/01/2026	APPKT04634	APR26-2049	4720	FINANCE	0086 - BLOMQUIST HALE CONSULTING, INC.		31.38	46,018.60
04/09/2026	PYPKT01547	PYPKT01547 - 4/09/20...		PYPKT01547 - 4/09/2026 - Pay 4/9/2026			5,487.44	51,506.04
04/23/2026	PYPKT01551	PYPKT01551 - 4/23/20...		PYPKT01551 - 4/23/2026 - Pay 4/23/20...			5,593.52	57,099.56
10-603-4021	Finance Uniforms	38.28	430.00	468.28				
Post Date	Packet Number	Source Transaction	Pmt Number	Description	Vendor	Project Account	Amount	Running Balance
04/13/2026	APPKT04668	INV0022486	4750	BOOTS REIMBURSEMENT - 2026	VEN0106 - BRYON PETERSON		215.00	253.28
04/13/2026	APPKT04668	INV0022487	4762	BOOTS REIMBURSEMENT - 2026	VEN01508 - SMELTZER, ROBERT R		215.00	468.28
10-603-4022	Finance Travel and Learning	2,799.25	1,516.97	4,316.22				
Post Date	Packet Number	Source Transaction	Pmt Number	Description	Vendor	Project Account	Amount	Running Balance
04/08/2026	APPKT04636	INV0022439	4731	WEAU - APRIL 2026	VEN0380 - JEREMY DEPPE		756.55	3,555.80
04/21/2026	GLPKT09323	JN07118		EXPEDIA Hotel - Jeremy Deppe			360.42	3,916.22
04/21/2026	GLPKT09323	JN07118		WEAU 2026 WEAU Annual Conference- ...			400.00	4,316.22
10-603-4040	Finance Professional Fees	13,156.88	1,595.00	14,751.88				
Post Date	Packet Number	Source Transaction	Pmt Number	Description	Vendor	Project Account	Amount	Running Balance
04/20/2026	APPKT04740	G9698	106963	ARBITRAGE REBATE CALCULATION	VEN01191 - ARBITRAGE COMPLIANCE SPEC...		1,595.00	14,751.88
10-603-4300	Finance Telephone	718.49	246.88	965.37				
Post Date	Packet Number	Source Transaction	Pmt Number	Description	Vendor	Project Account	Amount	Running Balance
04/09/2026	PYPKT01547	PYPKT01547 - 4/09/20...		PYPKT01547 - 4/09/2026 - Pay 4/9/2026			39.30	757.79
04/21/2026	GLPKT09323	JN07118		Verizon jeremy deppe			62.76	820.55
04/21/2026	GLPKT09323	JN07118		Verizon warehouse			52.76	873.31
04/21/2026	GLPKT09323	JN07118		Verizon justin zollinger			52.76	926.07
04/23/2026	PYPKT01551	PYPKT01551 - 4/23/20...		PYPKT01551 - 4/23/2026 - Pay 4/23/20...			39.30	965.37
10-604-4001	IT Wages	295,539.73	90,137.08	385,676.81				
Post Date	Packet Number	Source Transaction	Pmt Number	Description	Vendor	Project Account	Amount	Running Balance
04/09/2026	PYPKT01547	PYPKT01547 - 4/09/20...		PYPKT01547 - 4/09/2026 - Pay 4/9/2026			45,097.70	340,637.43
04/23/2026	PYPKT01551	PYPKT01551 - 4/23/20...		PYPKT01551 - 4/23/2026 - Pay 4/23/20...			45,039.38	385,676.81

Detail Report

Date Range: 04/01/2026 - 04/30/2026

Account						Beginning Balance	Total Activity	Ending Balance
10-604-4002 IT Overtime						23,541.86	6,703.20	30,245.06
Post Date	Packet Number	Source Transaction	Pmt Number	Description	Vendor	Project Account	Amount	Running Balance
04/09/2026	PYPKT01547	PYPKT01547 - 4/09/20...		PYPKT01547 - 4/09/2026 - Pay 4/9/2026			4,258.20	27,800.06
04/23/2026	PYPKT01551	PYPKT01551 - 4/23/20...		PYPKT01551 - 4/23/2026 - Pay 4/23/20...			2,445.00	30,245.06
10-604-4003 IT Retirement						84,095.37	24,122.58	108,217.95
Post Date	Packet Number	Source Transaction	Pmt Number	Description	Vendor	Project Account	Amount	Running Balance
04/09/2026	PYPKT01547	PYPKT01547 - 4/09/20...		PYPKT01547 - 4/09/2026 - Pay 4/9/2026			12,295.23	96,390.60
04/23/2026	PYPKT01551	PYPKT01551 - 4/23/20...		PYPKT01551 - 4/23/2026 - Pay 4/23/20...			11,827.35	108,217.95
10-604-4004 IT Benefits						83,231.22	20,943.77	104,174.99
Post Date	Packet Number	Source Transaction	Pmt Number	Description	Vendor	Project Account	Amount	Running Balance
04/01/2026	APPKT04634	APR26-2049	4720	IT	0086 - BLOMQUIST HALE CONSULTING, INC.		41.84	83,273.06
04/09/2026	PYPKT01547	PYPKT01547 - 4/09/20...		PYPKT01547 - 4/09/2026 - Pay 4/9/2026			10,380.98	93,654.04
04/23/2026	PYPKT01551	PYPKT01551 - 4/23/20...		PYPKT01551 - 4/23/2026 - Pay 4/23/20...			10,520.95	104,174.99
10-604-4021 IT Uniforms						363.80	56.20	420.00
Post Date	Packet Number	Source Transaction	Pmt Number	Description	Vendor	Project Account	Amount	Running Balance
04/01/2026	APPKT04693	4264591754	106893	UNIFORMS - OPERATIONS DEPT.	0136 - CINTAS		14.00	377.80
04/07/2026	APPKT04683	4265210103	106893	UNIFORMS - OPERATIONS DEPT.	0136 - CINTAS		14.30	392.10
04/15/2026	APPKT04760	4266048724	106966	UNIFORMS - OPERATIONS DEPT.	0136 - CINTAS		13.95	406.05
04/22/2026	APPKT04756	4266847487	106966	UNIFORMS - OPERATIONS DEPT.	0136 - CINTAS		13.95	420.00
10-604-4022 IT Travel and Learning						4,212.37	73.97	4,286.34
Post Date	Packet Number	Source Transaction	Pmt Number	Description	Vendor	Project Account	Amount	Running Balance
04/07/2026	APPKT04636	INV0022452	4737	FINAL RECONCILIATION - VSLIVE	VEN01129 - NICHOLAS MCKINNEY		73.97	4,286.34
10-604-4040 IT Professional Fees						3,366.00	1,122.00	4,488.00
Post Date	Packet Number	Source Transaction	Pmt Number	Description	Vendor	Project Account	Amount	Running Balance
04/15/2026	APPKT04712	INV-67850-4465278	106949	CLOUD BACKUP - 5/1/26 TO 6/1/26	VEN01609 - PHOENIX NAP, LLC		1,122.00	4,488.00
10-604-4300 IT Telephone						1,303.73	459.48	1,763.21
Post Date	Packet Number	Source Transaction	Pmt Number	Description	Vendor	Project Account	Amount	Running Balance
04/01/2026	APPKT04645	780044483	106908	ACCT#5-BVMFDXWV, SERVICE 4/1/26 T...	VEN01631 - LEVEL 3 COMMUNICATIONS, L...		62.45	1,366.22
04/09/2026	PYPKT01547	PYPKT01547 - 4/09/20...		PYPKT01547 - 4/09/2026 - Pay 4/9/2026			-12.50	1,353.72
04/21/2026	GLPKT09323	JN07118		Verizon Mike Warr			52.76	1,406.48
04/21/2026	GLPKT09323	JN07118		Verizon Nick Mckinney			52.76	1,459.24
04/21/2026	GLPKT09323	JN07118		Verizon Shaun Udink			39.68	1,498.92
04/21/2026	GLPKT09323	JN07118		Verizon Shaun Udink Watch			12.52	1,511.44
04/21/2026	GLPKT09323	JN07118		Verizon david gittins watch			12.52	1,523.96
04/21/2026	GLPKT09323	JN07118		Verizon andy larsen			62.76	1,586.72
04/21/2026	GLPKT09323	JN07118		Verizon david gittins			62.76	1,649.48
04/21/2026	GLPKT09323	JN07118		Verizon Travis Winger			63.47	1,712.95
04/21/2026	GLPKT09323	JN07118		Verizon jake crookston			62.76	1,775.71
04/23/2026	PYPKT01551	PYPKT01551 - 4/23/20...		PYPKT01551 - 4/23/2026 - Pay 4/23/20...			-12.50	1,763.21

Detail Report

Date Range: 04/01/2026 - 04/30/2026

Account		Name				Beginning Balance	Total Activity	Ending Balance
10-604-6200		IT Tools & Small Equipment				2,711.97	139.80	2,851.77
Post Date	Packet Number	Source Transaction	Pmt Number	Description	Vendor	Project Account	Amount	Running Balance
04/30/2026	APPKT04786	998658		5 PIN STANDARD KEY	0091 - BOB'S LOCK, SAFE & KEY		139.80	2,851.77
10-604-6400		IT Maintenance				19,153.66	2,469.66	21,623.32
Post Date	Packet Number	Source Transaction	Pmt Number	Description	Vendor	Project Account	Amount	Running Balance
04/01/2026	APPKT04637	SMI-005513	106917	ACCT#COM-00165; APR. 2026 SERVICE	VEN01264 - SYRINGA NETWORKS		1,249.00	20,402.66
04/09/2026	APPKT04663	9-229-49670	106901	SHIPPING COST - IT DEPT.	0256 - FEDEX FREIGHT		18.84	20,421.50
04/09/2026	APPKT04664	9-238-45211	106901	SHIPPING COST - IT DEPT.	0256 - FEDEX FREIGHT		26.13	20,447.63
04/14/2026	POPKT16020	AI6NX1W	4751	Planar Dual Monitor Stand	0123 - CDW GOVERNMENT INC.		417.00	20,864.63
04/21/2026	GLPKT09323	JN07118		AMAZON 10 flat plug power trip surge p...			379.99	21,244.62
04/21/2026	GLPKT09323	JN07118		AMAZON 3 high speed HDMI cord			85.50	21,330.12
04/21/2026	GLPKT09323	JN07118		AMAZON PCB motherboard spacer stan...			49.19	21,379.31
04/21/2026	GLPKT09323	JN07118		JIMMY JOHNS Overtime lunch			30.01	21,409.32
04/21/2026	APPKT04706	380000080815	106957	ACCT#100000124710; SERVICE EVENTS ...	0817 - VERIZON WIRELESS		214.00	21,623.32
10-604-6500		IT Software Support				130,122.10	24,383.12	154,505.22
Post Date	Packet Number	Source Transaction	Pmt Number	Description	Vendor	Project Account	Amount	Running Balance
04/01/2026	APPKT04636	10795	106911	PLANTLOG PREMIUM SUBSCRIPTION	0905 - PLANTLOG		15,948.00	146,070.10
04/19/2026	POPKT16109	1101380716		SolarWinds IP Address Manager IPX - Su...	VEN01257 - INSIGHT PUBLIC SECTOR, INC		5,536.74	151,606.84
04/21/2026	GLPKT09323	JN07118		DNH*GODADDY 2 yrs standard wildcard...			1,799.40	153,406.24
04/21/2026	GLPKT09323	JN07118		DNH*GODADDY 2 yrs standard wildcard...			999.98	154,406.22
04/21/2026	GLPKT09323	JN07118		WPMAILSMTP.COM SOFTWARE WP Mail ...			99.00	154,505.22
10-604-7070		IT Pay-As-You-Go				42,796.59	2,973.62	45,770.21
Post Date	Packet Number	Source Transaction	Pmt Number	Description	Vendor	Project Account	Amount	Running Balance
04/14/2026	POPKT16021	INV-151259	4747	JOA Not to Exceed Parts and Labor for In...	0022 - AIR COMM	Digital Radio System 2...	2,973.62	45,770.21
10-605-4001		Safety Wages				55,661.98	17,066.89	72,728.87
Post Date	Packet Number	Source Transaction	Pmt Number	Description	Vendor	Project Account	Amount	Running Balance
04/09/2026	PYPKT01547	PYPKT01547 - 4/09/20...		PYPKT01547 - 4/09/2026 - Pay 4/9/2026			8,449.29	64,111.27
04/23/2026	PYPKT01551	PYPKT01551 - 4/23/20...		PYPKT01551 - 4/23/2026 - Pay 4/23/20...			8,617.60	72,728.87
10-605-4002		Safety Overtime				60.54	169.19	229.73
Post Date	Packet Number	Source Transaction	Pmt Number	Description	Vendor	Project Account	Amount	Running Balance
04/09/2026	PYPKT01547	PYPKT01547 - 4/09/20...		PYPKT01547 - 4/09/2026 - Pay 4/9/2026			30.27	90.81
04/23/2026	PYPKT01551	PYPKT01551 - 4/23/20...		PYPKT01551 - 4/23/2026 - Pay 4/23/20...			138.92	229.73
10-605-4003		Safety Retirement				14,739.26	4,309.03	19,048.29
Post Date	Packet Number	Source Transaction	Pmt Number	Description	Vendor	Project Account	Amount	Running Balance
04/09/2026	PYPKT01547	PYPKT01547 - 4/09/20...		PYPKT01547 - 4/09/2026 - Pay 4/9/2026			2,119.90	16,859.16
04/23/2026	PYPKT01551	PYPKT01551 - 4/23/20...		PYPKT01551 - 4/23/2026 - Pay 4/23/20...			2,189.13	19,048.29

Detail Report

Date Range: 04/01/2026 - 04/30/2026

Account		Name				Beginning Balance	Total Activity	Ending Balance
<u>10-605-4004</u>		Safety Benefits				16,024.80	4,000.00	20,024.80
Post Date	Packet Number	Source Transaction	Pmt Number	Description	Vendor	Project Account	Amount	Running Balance
04/01/2026	APPKT04634	APR26-2049	4720	SAFETY	0086 - BLOMQUIST HALE CONSULTING, INC.		10.46	16,035.26
04/09/2026	PYPKT01547	PYPKT01547 - 4/09/20...		PYPKT01547 - 4/09/2026 - Pay 4/9/2026			1,927.69	17,962.95
04/23/2026	PYPKT01551	PYPKT01551 - 4/23/20...		PYPKT01551 - 4/23/2026 - Pay 4/23/20...			2,061.85	20,024.80
<u>10-605-4022</u>		Safety Travel and Learning				1,425.70	1,889.05	3,314.75
Post Date	Packet Number	Source Transaction	Pmt Number	Description	Vendor	Project Account	Amount	Running Balance
04/08/2026	APPKT04636	INV0022436	4727	WEAU - APRIL 2026	VEN0362 - ISAAC TALBOT		1,050.94	2,476.64
04/21/2026	GLPKT09323	JN07118		SOUTHWES Air fair - Patric Roche- to Au...			438.11	2,914.75
04/21/2026	GLPKT09323	JN07118		WEAU 2026 WEAU Annual Conference- I...			400.00	3,314.75
<u>10-605-4100</u>		Safety Physicals & Testing				1,106.25	286.50	1,392.75
Post Date	Packet Number	Source Transaction	Pmt Number	Description	Vendor	Project Account	Amount	Running Balance
04/30/2026	APPKT04783	86256		SAFETY PHYSICALS TESTING	0089 - BLUELINE HEALTH SERVICES		286.50	1,392.75
<u>10-605-4300</u>		Safety Telephone				354.83	110.90	465.73
Post Date	Packet Number	Source Transaction	Pmt Number	Description	Vendor	Project Account	Amount	Running Balance
04/01/2026	APPKT04645	780044483	106908	ACCT#5-BVMFDXWV, SERVICE 4/1/26 T...	VEN01631 - LEVEL 3 COMMUNICATIONS, L...		13.84	368.67
04/09/2026	PYPKT01547	PYPKT01547 - 4/09/20...		PYPKT01547 - 4/09/2026 - Pay 4/9/2026			22.15	390.82
04/21/2026	GLPKT09323	JN07118		Verizon Isaac Talbot			52.76	443.58
04/23/2026	PYPKT01551	PYPKT01551 - 4/23/20...		PYPKT01551 - 4/23/2026 - Pay 4/23/20...			22.15	465.73
<u>10-605-6200</u>		Safety Tools & Small Equipment				5,426.19	2,564.23	7,990.42
Post Date	Packet Number	Source Transaction	Pmt Number	Description	Vendor	Project Account	Amount	Running Balance
04/21/2026	GLPKT09323	JN07118		WS DARLEY CO Mentor hose ramps			1,212.60	6,638.79
04/21/2026	GLPKT09323	JN07118		SP ATLANTIC RADIO New Headphones f...			1,220.63	7,859.42
04/21/2026	GLPKT09323	JN07118		WWW.MIDSTATEINSTRUMENTS.C Chlor...			131.00	7,990.42
<u>10-605-6400</u>		Safety Maintenance				12,563.72	2,129.44	14,693.16
Post Date	Packet Number	Source Transaction	Pmt Number	Description	Vendor	Project Account	Amount	Running Balance
04/17/2026	APPKT04704	12673901	106995	ACCT#B11016 - ADMIN FIRE ALARM Q2 ...	0716 - STATE FIRE SALES AND SERVICE		135.00	12,698.72
04/17/2026	APPKT04705	12673902	106995	ACCT#B10117 - DEWATERING FIRE ALA...	0716 - STATE FIRE SALES AND SERVICE		135.00	12,833.72
04/21/2026	GLPKT09323	JN07118		RX SAFETY Prescription Safety Glasses fo...			312.45	13,146.17
04/21/2026	GLPKT09323	JN07118		RX SAFETY Prescription Safety Glasses fo...			346.39	13,492.56
04/21/2026	GLPKT09323	JN07118		DURAWEAR GLOVE & SAFETY C Black Ni...			234.20	13,726.76
04/21/2026	GLPKT09323	JN07118		MAGID GLOVE New Visitor Hard Hat			384.00	14,110.76
04/21/2026	GLPKT09323	JN07118		RX SAFETY Prescription Safety Glasses fo...			338.40	14,449.16
04/21/2026	GLPKT09323	JN07118		MAGID GLOVE Black Nitrile Glove			244.00	14,693.16
<u>10-606-4001</u>		Engineering Wages				202,494.58	36,313.00	238,807.58
Post Date	Packet Number	Source Transaction	Pmt Number	Description	Vendor	Project Account	Amount	Running Balance
04/09/2026	PYPKT01547	PYPKT01547 - 4/09/20...		PYPKT01547 - 4/09/2026 - Pay 4/9/2026			18,091.07	220,585.65
04/23/2026	PYPKT01551	PYPKT01551 - 4/23/20...		PYPKT01551 - 4/23/2026 - Pay 4/23/20...			18,221.93	238,807.58

Detail Report

Date Range: 04/01/2026 - 04/30/2026

Account	Name	Beginning Balance	Total Activity	Ending Balance				
10-606-4003	Engineering Retirement	54,103.79	8,916.71	63,020.50				
Post Date	Packet Number	Source Transaction	Pmt Number	Description	Vendor	Project Account	Amount	Running Balance
04/09/2026	PYPKT01547	PYPKT01547 - 4/09/20...		PYPKT01547 - 4/09/2026 - Pay 4/9/2026			4,442.00	58,545.79
04/23/2026	PYPKT01551	PYPKT01551 - 4/23/20...		PYPKT01551 - 4/23/2026 - Pay 4/23/20...			4,474.71	63,020.50
10-606-4004	Engineering Benefits	30,605.91	6,494.58	37,100.49				
Post Date	Packet Number	Source Transaction	Pmt Number	Description	Vendor	Project Account	Amount	Running Balance
04/01/2026	APPKT04634	APR26-2049	4720	ENGINEERING	0086 - BLOMQUIST HALE CONSULTING, INC.		15.69	30,621.60
04/09/2026	PYPKT01547	PYPKT01547 - 4/09/20...		PYPKT01547 - 4/09/2026 - Pay 4/9/2026			3,027.95	33,649.55
04/23/2026	PYPKT01551	PYPKT01551 - 4/23/20...		PYPKT01551 - 4/23/2026 - Pay 4/23/20...			3,450.94	37,100.49
10-606-4022	Engineering Travel and Learning	-354.57	2,571.80	2,217.23				
Post Date	Packet Number	Source Transaction	Pmt Number	Description	Vendor	Project Account	Amount	Running Balance
04/08/2026	APPKT04636	INV0022426	4717	WEAU - APRIL 2026	VEN01629 - AMANDA STOUDT		756.55	401.98
04/08/2026	APPKT04636	INV0022432	4722	WEAU - APRIL 2026	VEN0105 - BRYAN MANSELL		756.55	1,158.53
04/08/2026	APPKT04648	INV0022432	4722	WEAU - APRIL 2026	VEN0105 - BRYAN MANSELL		323.00	1,481.53
04/08/2026	APPKT04648	INV0022432	4722	WEAU - APRIL 2026	VEN0105 - BRYAN MANSELL		-756.55	724.98
04/08/2026	APPKT04649	INV0022426	4717	WEAU - APRIL 2026	VEN01629 - AMANDA STOUDT		323.00	1,047.98
04/08/2026	APPKT04649	INV0022426	4717	WEAU - APRIL 2026	VEN01629 - AMANDA STOUDT		-756.55	291.43
04/21/2026	GLPKT09323	JN07118		WEAU 2026 WEAU Annual Conference- ...			400.00	691.43
04/21/2026	GLPKT09323	JN07118		EXPEDIA Hotel - Brandon H.			960.80	1,652.23
04/21/2026	GLPKT09323	JN07118		WEAU 2026 WEAU Annual Conference- ...			565.00	2,217.23
10-606-4023	Engineering Memberships	237.00	168.00	405.00				
Post Date	Packet Number	Source Transaction	Pmt Number	Description	Vendor	Project Account	Amount	Running Balance
04/21/2026	GLPKT09323	JN07118		WEF MAIN membership - Stoudt, Aman...			168.00	405.00
10-606-4027	Engineering Supplies	806.56	172.98	979.54				
Post Date	Packet Number	Source Transaction	Pmt Number	Description	Vendor	Project Account	Amount	Running Balance
04/21/2026	GLPKT09323	JN07118		AMAZON Stickers Transparent water pr...			35.06	841.62
04/21/2026	GLPKT09323	JN07118		THE HOME DEPOT soft cap knee pad, w...			73.34	914.96
04/21/2026	GLPKT09323	JN07118		AMAZON table with charging station, flip..			64.58	979.54
10-606-4040	Engineering Professional Fees	167,892.48	11,946.32	179,838.80				
Post Date	Packet Number	Source Transaction	Pmt Number	Description	Vendor	Project Account	Amount	Running Balance
04/01/2026	APPKT04747	25597277		GENERAL SERVICES - 1/23/26 TO 2/19/26	0104 - BROWN AND CALDWELL		5,750.07	173,642.55
04/14/2026	APPKT04747	NA3755	106985	2026 NSR ANNUAL FEE	0197 - DEPARTMENT OF ENVIRONMENTAL...		3,000.00	176,642.55
04/21/2026	GLPKT09323	JN07118		CHRIS M INGRAM Prasad Immigration			2,662.25	179,304.80
04/21/2026	APPKT04776	5834	107001	MISC PROJECTS - 3/2/26 TO 4/5/26	VEN01239 - WESTERN TECHNOLOGIES INC.		534.00	179,838.80

Detail Report

Date Range: 04/01/2026 - 04/30/2026

Account						Beginning Balance	Total Activity	Ending Balance
<u>10-606-4300</u> Engineering Telephone						1,367.38	206.59	1,573.97
Post Date	Packet Number	Source Transaction	Pmt Number	Description	Vendor	Project Account	Amount	Running Balance
04/01/2026	APPKT04645	780044483	106908	ACCT#5-BVMFDXWV, SERVICE 4/1/26 T...	VEN01631 - LEVEL 3 COMMUNICATIONS, L...		13.83	1,381.21
04/09/2026	PYPKT01547	PYPKT01547 - 4/09/20...		PYPKT01547 - 4/09/2026 - Pay 4/9/2026			22.15	1,403.36
04/21/2026	GLPKT09323	JN07118		Verizon Amanda Stoudt			39.68	1,443.04
04/21/2026	GLPKT09323	JN07118		Verizon bryan mansell			62.76	1,505.80
04/21/2026	APPKT04706	617000076238	106957	ACCT#100000124710; DASH CAM SERVI...	0817 - VERIZON WIRELESS		46.02	1,551.82
04/23/2026	PYPKT01551	PYPKT01551 - 4/23/20...		PYPKT01551 - 4/23/2026 - Pay 4/23/20...			22.15	1,573.97
<u>10-606-6400</u> Engineering Maintenance						37,332.29	36.41	37,368.70
Post Date	Packet Number	Source Transaction	Pmt Number	Description	Vendor	Project Account	Amount	Running Balance
04/21/2026	GLPKT09323	JN07118		MANO THAI DINER Dept. lunch - Navnee...			36.41	37,368.70
<u>10-606-7070</u> Engineering Pay-As-You-Go						283,033.28	106,448.84	389,482.12
Post Date	Packet Number	Source Transaction	Pmt Number	Description	Vendor	Project Account	Amount	Running Balance
04/17/2026	APPKT04706	11457	106930	LOADSHED PROJECT - MAR. 2026	VEN01279 - APCO INC.	Plant Wide Load Shed ...	871.25	283,904.53
04/22/2026	APPKT04747	25597278		FIRE ALARM FIELD	0104 - BROWN AND CALDWELL	Fire Protection System...	2,304.28	286,208.81
04/22/2026	APPKT04747	25597278		FIRE ALARM OFFICE	0104 - BROWN AND CALDWELL	Fire Protection System...	2,020.31	288,229.12
04/30/2026	GLPKT09412	JN07141		Retainage Adj		Fire Protection System...	5,062.65	293,291.77
04/30/2026	APPKT04781	PAY APP 45 - FIRE ALA...		FIRE ALARM PROJECT - APR. 2026	0695 - SKYLINE ELECTRIC COMPANY	Fire Protection System...	96,190.35	389,482.12
<u>10-700-7001</u> Capital Bond/Site Restoration & Demo						12,530.19	23,884.39	36,414.58
Post Date	Packet Number	Source Transaction	Pmt Number	Description	Vendor	Project Account	Amount	Running Balance
04/13/2026	POPKT16086	INV0022635	106972	3-Rail Split Cedar Fence Installation w/ ...	VEN01605 - HIGH & TIGHT FENCING, LLC	Site Restoration 2026	1,266.00	13,796.19
04/13/2026	POPKT16086	INV0022635	106972	80# Concrete	VEN01605 - HIGH & TIGHT FENCING, LLC	Site Restoration 2026	240.00	14,036.19
04/13/2026	POPKT16086	INV0022635	106972	10' Split Cedar Jumbo Rail	VEN01605 - HIGH & TIGHT FENCING, LLC	Site Restoration 2026	690.00	14,726.19
04/13/2026	POPKT16086	INV0022635	106972	Collated Fence Staples	VEN01605 - HIGH & TIGHT FENCING, LLC	Site Restoration 2026	24.50	14,750.69
04/13/2026	POPKT16086	INV0022635	106972	6.5' 3-Hole Split Cedar Post	VEN01605 - HIGH & TIGHT FENCING, LLC	Site Restoration 2026	780.00	15,530.69
04/13/2026	POPKT16086	INV0022635	106972	4'x50' 2"x4" Black Welded Wire	VEN01605 - HIGH & TIGHT FENCING, LLC	Site Restoration 2026	1,080.00	16,610.69
04/21/2026	POPKT16051	INV0022538	DFT0002684	3/8-in x 2-ft Steel #3 Rebar #17199	0784 - US BANK	Site Restoration 2026	74.70	16,685.39
04/21/2026	POPKT16051	INV0022538	DFT0002684	4x6x10 treaded posts #476197	0784 - US BANK	Site Restoration 2026	232.68	16,918.07
04/21/2026	GLPKT09323	JN07118		AMAZON 3-Tier rolling utility cart with ...		Site Restoration 2026	104.49	17,022.56
04/21/2026	GLPKT09323	JN07118		KONG SHEDS kong Sheds		Site Restoration 2026	3,747.00	20,769.56
04/21/2026	GLPKT09323	JN07118		UTAH AGGREGATES & ASPHALT 1" UW...		Site Restoration 2026	236.30	21,005.86
04/21/2026	GLPKT09323	JN07118		UTAH AGGREGATES & ASPHALT 1" UW...		Site Restoration 2026	240.91	21,246.77
04/21/2026	GLPKT09323	JN07118		KONG SHEDS Kong Sheds		Site Restoration 2026	3,859.41	25,106.18
04/21/2026	GLPKT09323	JN07118		AMAZON 2 of outdoor furniture heavy-...		Site Restoration 2026	2,142.28	27,248.46
04/22/2026	APPKT04747	25597278		SITE CLEAN-UP OFFICE	0104 - BROWN AND CALDWELL	Site Restoration Office...	9,166.12	36,414.58
<u>10-700-7004</u> Capital Bond/Cash Thermophilic Process Upgrade						99,881.31	21,615.95	121,497.26
Post Date	Packet Number	Source Transaction	Pmt Number	Description	Vendor	Project Account	Amount	Running Balance
04/01/2026	APPKT04747	25597280		THERMOPHILIC DIGESTION	0104 - BROWN AND CALDWELL	Thermophilic Digestion..	3,610.52	103,491.83
04/01/2026	APPKT04747	25597280		STEAM BOILER	0104 - BROWN AND CALDWELL	Boiler Design & Upgra...	18,005.43	121,497.26

Detail Report

Date Range: 04/01/2026 - 04/30/2026

Account		Name				Beginning Balance	Total Activity	Ending Balance
10-700-7005		Capital Bond/Cash BNR Public Bonds				3,117,654.12	569,223.64	3,686,877.76
Post Date	Packet Number	Source Transaction	Pmt Number	Description	Vendor	Project Account	Amount	Running Balance
04/17/2026	APPKT04706	11455	106930	BNR BASINS PROJECT - MAR. 2026	VEN01279 - APCO INC.	BNR Basins System Co...	2,460.00	3,120,114.12
04/22/2026	APPKT04747	25597278		BNR FIELD	0104 - BROWN AND CALDWELL	BNR Basins CM Field 2...	42,801.71	3,162,915.83
04/22/2026	APPKT04747	25597278		BNR OFFICE	0104 - BROWN AND CALDWELL	BNR Basins CM Office ...	37,537.39	3,200,453.22
04/30/2026	GLPKT09412	JN07141		Retainage Adj		BNR Basins Constructi...	1,650.97	3,202,104.19
04/30/2026	APPKT04781	PAY APP 78 - BNR		BNR PROJECT - 3/15/26 TO 4/18/26	0284 - GERBER CONSTRUCTION COMPANY	BNR Basins Constructi...	484,773.57	3,686,877.76
10-700-7009		Digester Lids 1, 2, & 5 Rehab				1,237,791.87	548,312.43	1,786,104.30
Post Date	Packet Number	Source Transaction	Pmt Number	Description	Vendor	Project Account	Amount	Running Balance
04/03/2026	APPKT04636	2026-1000	106883	APS SECURITY GUARD 3/16/26 TO 3/26/...	VEN01266 - ALL PRO SECURITY	Digester 1, 2 & 5 Reha...	958.16	1,238,750.03
04/17/2026	APPKT04706	2026-1256	106928	APS SECURITY GUARD 3/30/26 TO 4/9/26	VEN01266 - ALL PRO SECURITY	Digester 1, 2 & 5 Reha...	961.02	1,239,711.05
04/22/2026	APPKT04747	25597278		DIGESTER 1,2,5 FIELD	0104 - BROWN AND CALDWELL	Digester 1, 2 & 5 Field...	20,652.47	1,260,363.52
04/22/2026	APPKT04747	25597278		DIGESTER 1,2,5 OFFICE	0104 - BROWN AND CALDWELL	Digester 1, 2 & 5 Office..	45,005.21	1,305,368.73
04/28/2026	POPKT16099	S4-26-192		4FT X 4FT X 1/8" THK GARLOCK BLUE G...	0529 - PIPE VALVE AND FITTING CO.	Digester 1, 2 & 5 Reha...	445.57	1,305,814.30
04/30/2026	GLPKT09412	JN07141		Retainage Adj		Digester 1, 2 & 5 Reha...	23,900.00	1,329,714.30
04/30/2026	POPKT16116	485	4808	Digester #5 fabricate condensation	0600 - R & S GUNN, INC.	Digester 1, 2 & 5 Reha...	2,290.00	1,332,004.30
04/30/2026	APPKT04781	PAY APP 09 - DIGESTER		DIGESTER 1, 2 & 5 UPGRADES - APR. 20...	VEN01410 - ARCHER WESTERN CONSTRUCT...	Digester 1, 2 & 5 Reha...	454,100.00	1,786,104.30
10-700-7010		Dewatering				7,410,307.53	1,760,293.13	9,170,600.66
Post Date	Packet Number	Source Transaction	Pmt Number	Description	Vendor	Project Account	Amount	Running Balance
04/03/2026	APPKT04636	2026-1000	106883	APS SECURITY GUARD 3/16/26 TO 3/26/...	VEN01266 - ALL PRO SECURITY	Dewatering Constructi...	958.16	7,411,265.69
04/17/2026	APPKT04706	11430	106930	DEWATERING BUILDING - MAR. 2026	VEN01279 - APCO INC.	Dewatering System C...	4,282.50	7,415,548.19
04/17/2026	APPKT04706	2026-1256	106928	APS SECURITY GUARD 3/30/26 TO 4/9/26	VEN01266 - ALL PRO SECURITY	Dewatering Constructi...	961.01	7,416,509.20
04/22/2026	APPKT04747	25597278		DEWATERING FIELD	0104 - BROWN AND CALDWELL	Dewatering CM Field ...	29,415.57	7,445,924.77
04/22/2026	APPKT04747	25597278		DEWATERING OFFICE	0104 - BROWN AND CALDWELL	Dewatering Office CM...	19,251.89	7,465,176.66
04/30/2026	GLPKT09412	JN07141		Retainage Adj		Dewatering Constructi...	85,271.20	7,550,447.86
04/30/2026	APPKT04781	PAY APP 26 - DEWATE...		DEWATERING PROJECT - APR. 2026	0284 - GERBER CONSTRUCTION COMPANY	Dewatering Constructi...	1,620,152.80	9,170,600.66
10-700-7014		Blower Building				133,065.50	34,240.85	167,306.35
Post Date	Packet Number	Source Transaction	Pmt Number	Description	Vendor	Project Account	Amount	Running Balance
04/22/2026	APPKT04747	25597278		BLOWER BUILDING OFFICE	0104 - BROWN AND CALDWELL	Blower Building Office...	10,409.04	143,474.54
04/22/2026	APPKT04747	25597278		BLOWER BUILDING FIELD	0104 - BROWN AND CALDWELL	Blower Building Field ...	6,650.36	150,124.90
04/24/2026	POPKT16122	71-348991		SY-MP1502-SCS	0069 - AVTEC	Blower Building Syste...	17,181.45	167,306.35
10-700-7016		Thickening Building				761,629.09	260,913.01	1,022,542.10
Post Date	Packet Number	Source Transaction	Pmt Number	Description	Vendor	Project Account	Amount	Running Balance
04/03/2026	APPKT04636	2026-1000	106883	APS SECURITY GUARD 3/16/26 TO 3/26/...	VEN01266 - ALL PRO SECURITY	Thickening Building C...	958.16	762,587.25
04/17/2026	APPKT04706	11456	106930	THICKENING AND STRAINING PROJECT -...	VEN01279 - APCO INC.	Thickening Building Sy...	3,811.25	766,398.50
04/17/2026	APPKT04706	2026-1256	106928	APS SECURITY GUARD 3/30/26 TO 4/9/26	VEN01266 - ALL PRO SECURITY	Thickening Building C...	961.01	767,359.51
04/22/2026	APPKT04747	25597278		THICKENING FIELD	0104 - BROWN AND CALDWELL	Thickening & Straining...	28,310.45	795,669.96
04/22/2026	APPKT04747	25597278		THICKENING OFFICE	0104 - BROWN AND CALDWELL	Thickening Building Off..	24,622.14	820,292.10
04/30/2026	GLPKT09412	JN07141		Retainage Adj		Thickening Building C...	10,112.50	830,404.60
04/30/2026	APPKT04781	PAY APP 49 - THICKEN...		THICKENING & STRAINING PROJECT - A...	VEN01410 - ARCHER WESTERN CONSTRUCT...	Thickening Building C...	192,137.50	1,022,542.10

Detail Report

Date Range: 04/01/2026 - 04/30/2026

Account						Beginning Balance	Total Activity	Ending Balance
10-700-7017 Sidestream Nitrogen						14,978.53	7,602.84	22,581.37
Post Date	Packet Number	Source Transaction	Pmt Number	Description	Vendor	Project Account	Amount	Running Balance
04/22/2026	APPKT04747	25597278		SIDESTREAM N OFFICE	0104 - BROWN AND CALDWELL	Sidestream Nitrogen O...	3,367.87	18,346.40
04/22/2026	APPKT04747	25597278		SIDESTREAM N FIELD	0104 - BROWN AND CALDWELL	Sidestream Nitrogen F...	4,234.97	22,581.37
10-850-8000 Trust Payments 2017A						539,602.03	185,658.33	725,260.36
04/14/2026	APPKT04668	04062026	4786	2017A	0882 - ZIONS FIRST NATIONAL BANK		185,658.33	725,260.36
10-852-8000 Trust Payments 2019A						660,025.16	228,349.99	888,375.15
04/14/2026	APPKT04668	04062026	4786	2019A	0882 - ZIONS FIRST NATIONAL BANK		228,349.99	888,375.15
10-853-8000 Trust Payments 2020A SRF						947,979.99	315,993.33	1,263,973.32
04/14/2026	APPKT04668	04062026	4786	2020A	0882 - ZIONS FIRST NATIONAL BANK		315,993.33	1,263,973.32
10-854-8000 Trust Payments 2021A						361,106.04	125,998.11	487,104.15
04/14/2026	APPKT04668	04062026	4786	2021A	0882 - ZIONS FIRST NATIONAL BANK		125,998.11	487,104.15
10-855-8000 Trust Payments 2021B						394,003.75	136,724.99	530,728.74
04/14/2026	APPKT04668	04062026	4786	2021B	0882 - ZIONS FIRST NATIONAL BANK		136,724.99	530,728.74
10-856-8000 Trust Payments 2021C						1,986,621.51	684,587.49	2,671,209.00
04/14/2026	APPKT04668	04062026	4786	2021C	0882 - ZIONS FIRST NATIONAL BANK		684,587.49	2,671,209.00
10-857-8000 Trust Payments 2024A						1,358,915.23	467,604.16	1,826,519.39
04/14/2026	APPKT04668	04062026	4786	2024A	0882 - ZIONS FIRST NATIONAL BANK		467,604.16	1,826,519.39
10-900-4900 Depreciation						3,084,264.96	1,028,088.32	4,112,353.28
04/30/2026	GLPKT09417	JN07142		Monthly Depreciation Estimate			1,028,088.32	4,112,353.28
Total Fund: 10 - Operational Fund:						Beginning Balance: 29,732,546.08	Total Activity: 8,592,426.76	Ending Balance: 38,324,972.84
Grand Totals:						Beginning Balance: 29,732,546.08	Total Activity: 8,592,426.76	Ending Balance: 38,324,972.84

Fund Summary

Fund	Beginning Balance	Total Activity	Ending Balance
10 - Operational Fund	29,732,546.08	8,592,426.76	38,324,972.84
Grand Total:	29,732,546.08	8,592,426.76	38,324,972.84

MT. OLYMPUS IMPROVEMENT DISTRICT
STATEMENT OF NET POSITION
AS OF APRIL 30, 2026
(UNAUDITED)

ASSETS

CURRENT ASSETS

	CASH ON HAND		
1113	PETTY CASH	450.00	
	TOTAL CASH ON HAND		450.00
	CASH IN BANK - CHECKING & SAVINGS		
1121	ZFNB CHECKING	164,298.79	
1122	MACU CHECKING	(76,194.47)	
1123	MACU SWEEP	4,244,691.43	
1135	PTIF 8603- CF	214,932.49	
1170	CLEARING - XBP DEPOSIT	121,748.97	
	TOTAL CASH IN BANK - CHECKING & SAVINGS		4,669,477.21
	CURRENT SECURITIES		
1501	PTIF 8604 - RESERVE	7,277,989.01	
	TOTAL CURRENT SECURITIES		7,277,989.01
	ACCOUNTS RECEIVABLE		
1301	ACCOUNTS RECEIVABLE	2,325.00	
1303	SEWER FEES	877,502.44	
1305	LIENS	160,694.22	
	TOTAL ACCOUNTS RECEIVABLE		1,040,521.66
	INVENTORY		
1372	GAS, OIL, PARTS	34,443.93	
	TOTAL INVENTORY		34,443.93
	TOTAL CURRENT ASSETS		13,022,881.81
	RESTRICTED ASSETS		
1502	MT OLYMPUS I D RESERVE W349	9,577,955.64	
1503	MT OLYMPUS/CVWRF RESERVE J814	4,167,797.39	
	TOTAL RESTRICTED ASSETS		13,745,753.03

MT. OLYMPUS IMPROVEMENT DISTRICT
STATEMENT OF NET POSITION
AS OF APRIL 30, 2026
(UNAUDITED)

CVWR FACILITY PROJECT		
1551	INVEST IN CVWR (NET POSITION)	32,005,702.24
1553	CVWRF CONST IN PROGRESS	75,577.09
1554	CVWR STATE RESERVE FUND	10,148.88
1555	CVWRF-2020A LOAN DSRF	495,243.42
1556	CVWR 2020A LOAN DS	3,557,573.96
1557	CVWR- 2021A BNK OF UT BOND	1,986,330.28
1558	CVWRF - 2021 BOND	11,141,650.69
1559	CVWRF 2024 BOND	2,753,529.67
		52,025,756.23
TOTAL CVWR FACILITY PROJECT		
FIXED & LONG TERM ASSETS - AT COST		
1610	SEWER MAINS-SUBDIVISIONS	14,787,423.12
1620	SEWER SYSTEMS	21,023,128.63
1625	CONST. IN PROGRESS	198,012.58
1640	OFFICE & GARAGE IMPROVEMENT	3,876,467.50
1650	FURNITURE & FIXTURES	213,929.07
1660	VEHICLES & TRUCKS	3,397,073.80
1670	TOOLS, EQUIPMENT & COMPUTERS	620,419.89
1695	LESS ACCUMULATED DEPR	(29,346,241.86)
1700	LAND	449,836.48
1950	DEFERRED PENSION OUTFLOW	913,526.00
		16,133,575.21
TOTAL FIXED & LONG TERM ASSETS - AT COST		
TOTAL ASSETS		
		94,927,966.28

MT. OLYMPUS IMPROVEMENT DISTRICT
STATEMENT OF NET POSITION
AS OF APRIL 30, 2026
(UNAUDITED)

<u>LIABILITIES AND EQUITIES</u>		
<u>CURRENT LIABILITIES</u>		
2020	ACCOUNTS PAYABLE	(12,062.82)
2050	ESCHEATMENTS PAYABLE	3,114.56
2062	MANHOLE DEPOSITS	42,336.00
2090	UNEARNED SEWER FEES	1,048,384.61
		1,081,772.35
<u>LONG TERM LIABILITIES</u>		
2140	ACCRUED SICK LEAVE	543,822.39
2150	ACCRUED VACATION LEAVE	203,631.64
2170	NET PENSION LIABILITY	552,879.00
2250	DEFERRED PENSION INFLOW	2,714.00
		1,303,047.03
<u>EQUITIES</u>		
<u>CONTRIBUTIONS</u>		
2410	COUNTY PROPERTY TAXES	23,785,528.69
2411	DELINQUENT TAX COLLECTIONS	425,130.32
2412	FEE IN LIEU G. O.	742,917.60
2413	TAXES GO BONDS JUDGEMENT	13,578.41
2414	FEE IN LIEU GO BOND JUDGEMNT	2,094.28
2420	OTHER CONTRIBUTIONS	16,166,801.58
2440	CAPACITY FEES	17,429,606.30
		58,565,657.18
<u>RETAINED EARNINGS</u>		
2500	RETAINED EARNINGS	30,254,799.43
	REVENUE OVER EXPENDITURES - YTD	3,722,690.29
		33,977,489.72
	<u>TOTAL LIABILITIES & EQUITIES</u>	94,927,966.28

MT. OLYMPUS IMPROVEMENT DISTRICT
STATEMENT OF REVENUES, EXPENSES & CHANGES IN NET POSITION WITH BUDGET COMPARISON
FOR THE 4 MONTHS ENDING APRIL 30, 2026

	CURRENT PERIOD ACTUAL	YTD ACTUAL	YEAR BUDGET	BDGT PCNT	BUDGET REMAINING	ACCOUNT NO
<u>OPERATING REVENUE</u>						
SEWER FEES	1,804,122.85	7,006,663.60	21,020,400.00	33.3	14,013,736.40	3020
ENGINEERING FEES	1,525.00	2,225.00	15,000.00	14.8	12,775.00	3025
SEWER AVAILABILITY LETTER	.00	.00	.00	.0	.00	3030
PLAN REVIEW FEE-RESIDENTIAL	400.00	1,100.00	10,000.00	11.0	8,900.00	3031
PLAN REVIEW FEE-COMMERCIAL	1,150.00	2,400.00	18,000.00	13.3	15,600.00	3032
TAXES M & O	62,048.60	94,343.96	3,096,027.00	3.1	3,001,683.04	3035
DELINQUENT TAX COLLECTIONS	20,381.07	31,204.05	49,680.00	62.8	18,475.95	3036
FEE IN LIEU M & O	9,692.75	24,056.88	108,027.00	22.3	83,970.12	3037
RDA TAXES	.00	.00	10,000.00	.0	10,000.00	3038
INSPECTION FEES	2,050.00	8,350.00	19,500.00	42.8	11,150.00	3040
NOSE ON FEES	1,400.00	4,050.00	9,000.00	45.0	4,950.00	3060
INTEREST AND ADMIN FEES	8,193.97	41,598.13	128,000.00	32.5	86,401.87	3070
REFUND REQUEST FEE	60.00	440.00	.00	.0	(440.00)	3080
MISCELLANEOUS INCOME	.00	1,295.00	3,500.00	37.0	2,205.00	3090
TOTAL OPERATING REVENUE	1,911,024.24	7,217,726.62	24,487,134.00	29.5	17,269,407.38	
<u>OPERATING EXPENSES</u>						
SEWER LINES	125,596.94	507,249.46	3,370,960.00	15.1	2,863,710.54	
INFORMATION TECHNOLOGY EXPENSES	18,131.86	81,759.70	286,942.00	28.5	205,182.30	
CVWR FACILITY EXPENSES	559,923.77	2,073,610.00	8,204,768.00	25.3	6,131,158.00	
ADMINISTRATIVE	132,477.21	517,397.59	2,389,462.00	21.7	1,872,064.41	
ENGINEERING AND INSPECTION	63,644.57	232,894.20	982,660.00	23.7	749,765.80	
OTHER OPER REVENUE DEDUCTION						
DEPRECIATION	79,634.73	318,538.92	.00	.0	(318,538.92)	
TOTAL OTHER OPERATING EXPENSE	979,409.08	3,731,449.87	15,234,792.00	24.5	11,503,342.13	
<u>NON-OPERATING INCOME</u>						
INTEREST INCOME	62,708.99	236,413.54	750,000.00	31.5	513,586.46	
GAIN (LOSS) SALE FIXED ASSETS	.00	.00	.00	.0	.00	
GAIN ON PUR OF DISTRICT BONDS	.00	.00	.00	.0	.00	
MISCELLANEOUS INCOME	.00	.00	.00	.0	.00	
TOTAL NON-OPERATING INCOME	62,708.99	236,413.54	750,000.00	31.5	513,586.46	
<u>NON-OPERATING EXPENSE</u>						
INTEREST EXPENSE	.00	.00	2,873,209.00	.0	2,873,209.00	
TRUST AND PAYING AGENT FEES	.00	.00	2,751.00	.0	2,751.00	
ACTUARIAL & BENEFIT PENSION EXPENSE	.00	.00	.00	.0	.00	
TOTAL NON-OPERATING EXPENSE	.00	.00	2,875,960.00	.0	2,875,960.00	
NET (GAIN) LOSS	(994,324.15)	(3,722,690.29)	(7,126,382.00)	(52.2)	(3,403,691.71)	

MT. OLYMPUS IMPROVEMENT DISTRICT
STATEMENT OF REVENUES, EXPENSES & CHANGES IN NET POSITION WITH BUDGET COMPARISON
FOR THE 4 MONTHS ENDING APRIL 30, 2026

	CURRENT PERIOD ACTUAL	YTD ACTUAL	YEAR BUDGET	BDGT PCNT	BUDGET REMAINING	ACCOUNT NO
SEWER LINES						
SALARIES AND WAGES	73,808.51	300,213.09	1,217,428.00	24.7	917,214.91	4010
TEMP HELP / URS PURCH	.00	.00	.00	.0	.00	4011
EMPLOYEE BENEFITS	44,150.98	175,053.46	730,924.00	24.0	555,870.54	4020
SUBSCRIPTIONS & TRAINING	1,877.77	4,241.11	15,371.00	27.6	11,129.89	4030
PHONE & INTERNET	681.70	2,033.79	9,602.00	21.2	7,568.21	4035
COMPACTORS	.00	.00	100.00	.0	100.00	4040
FORK LIFT	.00	21.85	150.00	14.6	128.15	4045
AIR COMPRESSORS	.00	.00	100.00	.0	100.00	4048
6 INCH TRASH PUMP	.00	.00	100.00	.0	100.00	4050
SMALL PUMPS & SAW	.00	.00	300.00	.0	300.00	4055
WELDERS	(30.45)	225.00	100.00	225.0	(125.00)	4075
TOOLS	.00	.00	2,100.00	.0	2,100.00	4080
LINES REPAIRS & MAINTENANCE	150.04	1,437.33	1,000,000.00	.1	998,562.67	4085
INSURANCE	.00	.00	24,103.00	.0	24,103.00	4090
SUPPLIES	.00	1,648.46	5,480.00	30.1	3,831.54	4110
COMPUTER/SOFTWARE -CLOSED	.00	.00	.00	.0	.00	4115
SAFETY EQUIPMENT	343.04	1,323.22	9,910.00	13.4	8,586.78	4120
HEAT	334.11	1,646.05	7,008.00	23.5	5,361.95	4129
ELECTRICITY	889.30	2,408.06	11,340.00	21.2	8,931.94	4130
WATER	15.80	176.48	8,026.00	2.2	7,849.52	4131
UNIFORMS	(483.06)	1,127.00	18,950.00	6.0	17,823.00	4140
2022 DODGE RAM 1500-CLSD 2024	.00	.00	.00	.0	.00	4145
WARNING SIGNS	.00	84.36	1,000.00	8.4	915.64	4150
TRAILERS	.00	.00	250.00	.0	250.00	4151
CASE 580D TRACTOR	.00	48.91	800.00	6.1	751.09	4152
2021 FORD F150 CREWCAB 4X4	325.73	1,062.02	6,429.00	16.5	5,366.98	4153
CLOSED ACCOUNT	.00	.00	.00	.0	.00	4154
2025 FORD F150XLT	137.09	439.89	5,822.00	7.6	5,382.11	4155
2021 FORD F250 4X4 PICKUP	112.63	555.79	7,216.00	7.7	6,660.21	4156
1979 GMC DUMP TRK *CLOSED*	.00	.00	.00	.0	.00	4157
1999 INT 4900 DUMP TRUCK	40.00	288.02	3,788.00	7.6	3,499.98	4158
2021 FORD F350 W/PLOW & DUMP	40.00	205.82	7,497.00	2.8	7,291.18	4159
2006 PERMA LINER TRAILER	.00	.00	1,422.00	.0	1,422.00	4160
2014 FORD F450 BOX TV VAN	183.58	1,012.33	14,643.00	6.9	13,630.67	4161
2024 MACK VACCON	794.88	3,258.68	20,757.00	15.7	17,498.32	4162
1979 GMC RODDER	.00	25.67	830.00	3.1	804.33	4163
2017 FREIGHTLINER JET TRUCK	655.47	949.05	18,653.00	5.1	17,703.95	4164
2014 FORD F350 BOXVAN / TV	297.17	1,394.91	16,406.00	8.5	15,011.09	4165
2024 WESTERNSTAR WATER TANKER	441.13	1,467.38	19,167.00	7.7	17,699.62	4166
2001 INT 4700 FLATBED W/CRANE	40.00	160.00	4,472.00	3.6	4,312.00	4167
2020 WESTERN STAR RECYCLER	133.18	542.03	27,028.00	2.0	26,485.97	4168
2015 FREIGHTLINER/VAC CON	540.49	3,738.65	18,512.00	20.2	14,773.35	4169
EMERGENCY	117.85	461.05	101,800.00	.5	101,338.95	4170
CONTINGENCY FUND	.00	.00	33,376.00	.0	33,376.00	4194
TOTAL SEWER LINES EXPENSE	125,596.94	507,249.46	3,370,960.00	15.1	2,863,710.54	

MT. OLYMPUS IMPROVEMENT DISTRICT
 STATEMENT OF REVENUES, EXPENSES & CHANGES IN NET POSITION WITH BUDGET COMPARISON
 FOR THE 4 MONTHS ENDING APRIL 30, 2026

	CURRENT PERIOD ACTUAL	YTD ACTUAL	YEAR BUDGET	BDGT PCNT	BUDGET REMAINING	ACCOUNT NO
<u>INFORMATION TECHNOLOGY EXPENSES</u>						
SALARIES & WAGES	10,518.40	40,611.08	148,686.00	27.3	108,074.92	4210
EMPLOYEE BENEFITS	6,003.42	22,587.49	70,898.00	31.9	48,310.51	4220
SUBSCRIPTION & TRAINING	.00	214.37	8,448.00	2.5	8,233.63	4230
TOOLS	.00	.00	200.00	.0	200.00	4231
PHONE & INTERNET	250.75	869.45	4,360.00	19.9	3,490.55	4235
UNIFORMS	.00	.00	160.00	.0	160.00	4240
INSURANCE	.00	.00	2,639.00	.0	2,639.00	4245
SOFTWARE & LICENSING	1,312.50	17,354.98	30,936.00	56.1	13,581.02	4250
PARTS & EQUIPMENT	46.79	122.33	17,774.00	.7	17,651.67	4266
SUPPLIES	.00	.00	.00	.0	.00	4270
CONTINGENCY FUND	.00	.00	2,841.00	.0	2,841.00	4298
TOTAL INFORMATION TECHNOLOGY EXPENSE	18,131.86	81,759.70	286,942.00	28.5	205,182.30	

MT. OLYMPUS IMPROVEMENT DISTRICT
 STATEMENT OF REVENUES, EXPENSES & CHANGES IN NET POSITION WITH BUDGET COMPARISON
 FOR THE 4 MONTHS ENDING APRIL 30, 2026

	CURRENT PERIOD ACTUAL	YTD ACTUAL	YEAR BUDGET	BDGT PCNT	BUDGET REMAINING	ACCOUNT NO
<u>CVWR FACILITY EXPENSES</u>						
CVWR TREATMENT CONTRACT	515,552.09	1,932,059.25	7,394,588.00	26.1	5,462,528.75	4320
CVWR ADMINISTRATION	.00	.00	.00	.0	.00	4325
CVWR PRETREATMENT	19,644.47	56,422.01	182,465.00	30.9	126,042.99	4330
CVWR LABORATORY	24,727.21	85,128.74	373,604.00	22.8	288,475.26	4335
CVWR INTERCEPTOR MONITORING	.00	.00	.00	.0	.00	4340
CVWR ENGINEERING/SAFETY	.00	.00	.00	.0	.00	4345
CVWR CONTINGENCY	.00	.00	254,111.00	.0	254,111.00	4398
TOTAL CVWR FACILITY EXPENSE	559,923.77	2,073,610.00	8,204,768.00	25.3	6,131,158.00	

MT. OLYMPUS IMPROVEMENT DISTRICT
 STATEMENT OF REVENUES, EXPENSES & CHANGES IN NET POSITION WITH BUDGET COMPARISON
 FOR THE 4 MONTHS ENDING APRIL 30, 2026

	CURRENT PERIOD ACTUAL	YTD ACTUAL	YEAR BUDGET	BDGT PCNT	BUDGET REMAINING	ACCOUNT NO
ADMINISTRATIVE EXPENSES						
SALARIES AND WAGES	69,329.07	245,305.24	773,123.00	31.7	527,817.76	4410
EMPLOYEE BENEFITS	33,764.61	122,204.71	483,646.00	25.3	361,441.29	4420
LEGAL FEES	(2,005.00)	(962.25)	59,000.00	(1.6)	59,962.25	4425
DISTRICT TRUSTEE FEES	.00	3,750.00	15,000.00	25.0	11,250.00	4426
ADDL BOARD MEETING PER DIEM	.00	.00	3,540.00	.0	3,540.00	4427
SUBSCRIPTION & TRAINING	3,856.19	26,568.15	73,958.00	35.9	47,389.85	4430
PHONE & INTERNET	1,098.33	3,298.65	13,408.00	24.6	10,109.35	4435
INSURANCE	.00	.00	21,244.00	.0	21,244.00	4450
EQUIPMENT EXPENSE	.00	2,165.07	3,700.00	58.5	1,534.93	4460
AUTO EXPENSE REIMBURSEMENT	1,550.00	6,200.00	18,700.00	33.2	12,500.00	4470
BUILDING MAINTENANCE	1,429.64	5,846.30	29,410.00	19.9	23,563.70	4485
GROUNDS MAINTENANCE	422.77	497.77	19,000.00	2.6	18,502.23	4486
EMERGENCY GENERATOR	.00	289.00	1,818.00	15.9	1,529.00	4487
HEALTH & FIRST AID SUPPLIES	.00	.00	.00	.0	.00	4501
OFFICE SUPPLIES	787.91	4,328.10	11,052.00	39.2	6,723.90	4502
POSTAGE	(5,995.59)	16,360.23	95,734.00	17.1	79,373.77	4503
ADVERTISING	.00	.00	3,750.00	.0	3,750.00	4506
BAD DEBT EXPENSE	.00	.00	3,500.00	.0	3,500.00	4510
ELECTION EXPENSE	.00	.00	.00	.0	.00	4512
RDA TAXES	.00	.00	57,300.00	.0	57,300.00	4515
OTHER EXPENSE	40.00	160.00	20,000.00	.8	19,840.00	4520
STORM WATER	12.00	36.00	211.00	17.1	175.00	4528
HEAT	334.10	1,646.02	7,710.00	21.4	6,063.98	4529
ELECTRICITY	801.00	2,146.52	10,421.00	20.6	8,274.48	4530
WATER	9.19	24.97	6,160.00	.4	6,135.03	4531
CLOSED VEH ACCT	.00	.00	.00	.0	.00	4555
2019 FORD F150 CREWCAB	.00	.00	.00	.0	.00	4556
2021 FORD F150 XLT CREWCAB	.00	.00	.00	.0	.00	4557
BANK CHARGES	24,830.31	68,033.47	240,600.00	28.3	172,566.53	4560
ACCOUNTING & AUDITING	.00	.00	13,000.00	.0	13,000.00	4565
DATA PROCESSING	2,114.00	8,456.00	26,129.00	32.4	17,673.00	4567
PROFESSIONAL SERVICES	.00	.00	341,400.00	.0	341,400.00	4582
WATER REUSE DEMONSTRATION PROJ	.00	.00	.00	.0	.00	4585
MISCELLANEOUS	98.68	1,043.64	13,290.00	7.9	12,246.36	4590
CONTINGENCY FUND	.00	.00	23,658.00	.0	23,658.00	4594
TOTAL ADMINISTRATIVE EXPENSE	132,477.21	517,397.59	2,389,462.00	21.7	1,872,064.41	

MT. OLYMPUS IMPROVEMENT DISTRICT
 STATEMENT OF REVENUES, EXPENSES & CHANGES IN NET POSITION WITH BUDGET COMPARISON
 FOR THE 4 MONTHS ENDING APRIL 30, 2026

	CURRENT PERIOD ACTUAL	YTD ACTUAL	YEAR BUDGET	BDGT PCNT	BUDGET REMAINING	ACCOUNT NO
<u>ENGINEERING & INSPECTION EXPENSES</u>						
SALARIES AND WAGES	37,634.41	138,317.62	576,318.00	24.0	438,000.38	4610
EMPLOYEE BENEFITS	20,675.67	75,564.22	293,983.00	25.7	218,418.78	4620
SUBSCRIPTION & TRAINING	1,429.00	1,696.00	12,116.00	14.0	10,420.00	4630
PHONE & INTERNET	364.07	2,744.55	14,593.00	18.8	11,848.45	4635
UNIFORMS	26.44	343.72	2,468.00	13.9	2,124.28	4640
SUPPLIES	.00	.00	2,625.00	.0	2,625.00	4645
INSURANCE	.00	.00	7,034.00	.0	7,034.00	4650
2019 FORD F150	78.86	407.11	6,854.00	5.9	6,446.89	4654
2021 FORD F150 XLT	184.43	609.29	5,083.00	12.0	4,473.71	4655
2021 FORD F150 CREWCAB XLT	184.70	820.08	5,047.00	16.3	4,226.92	4656
2021 FORD F150 CREWCAB > 4154	.00	.00	.00	.0	.00	4657
2018 FORD F150 CREWCAB XLT	121.99	1,122.61	5,825.00	19.3	4,702.39	4658
2018 FORD F150 CREWCAB- SOLD	.00	.00	.00	.0	.00	4659
NOSE ON EXPENSE	.00	.00	8,040.00	.0	8,040.00	4660
AUTO EXPENSE REIMBURSEMENT	.00	.00	.00	.0	.00	4670
BLUE STAKES	1,355.00	8,630.00	23,690.00	36.4	15,060.00	4680
GPS EXPENSES	1,590.00	2,639.00	9,255.00	28.5	6,616.00	4690
CONTINGENCY FUND	.00	.00	9,729.00	.0	9,729.00	4698
TOTAL ENGINEERING & INSPECTION EXPENSE	63,644.57	232,894.20	982,660.00	23.7	749,765.80	

Mt Olympus Improvement District Financial Summary

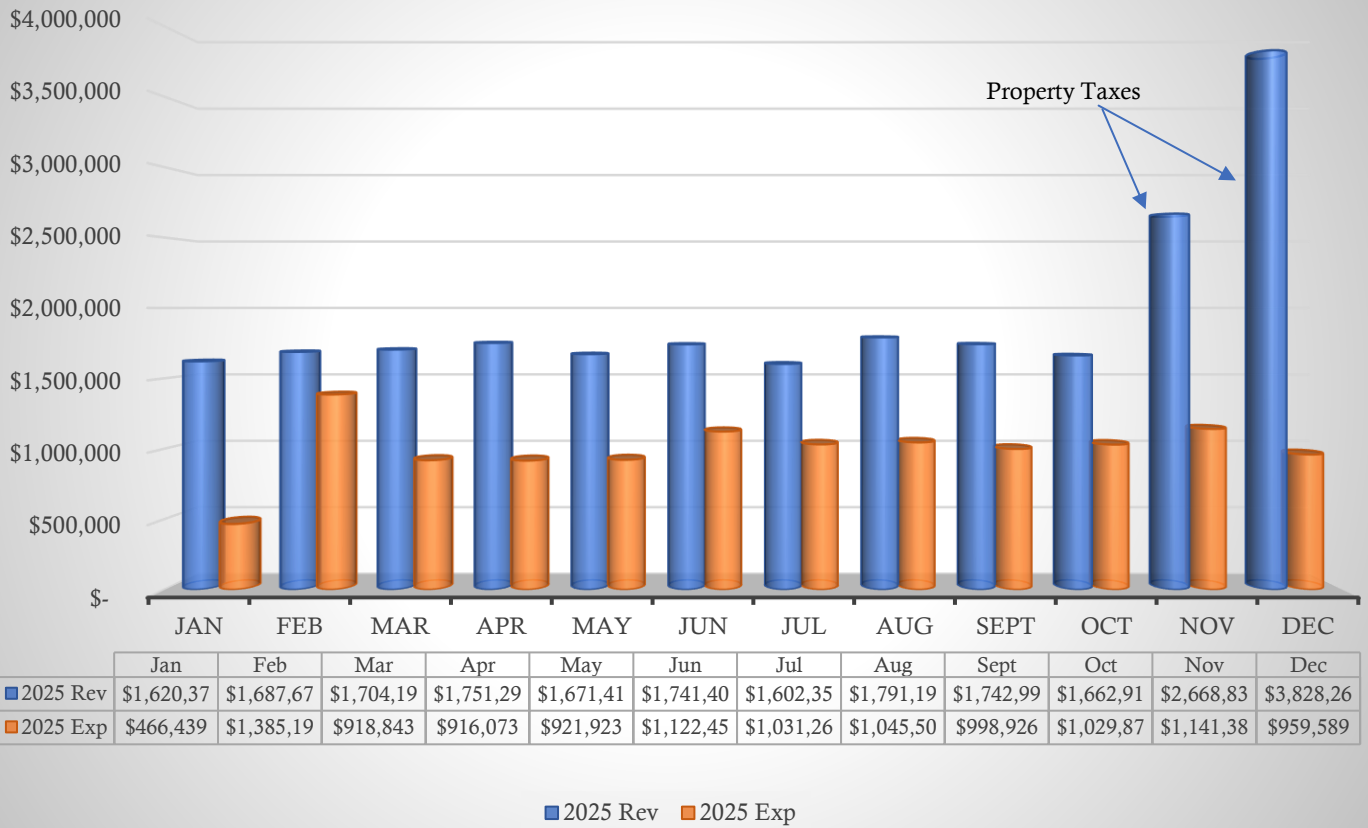
Period Ending April 2026



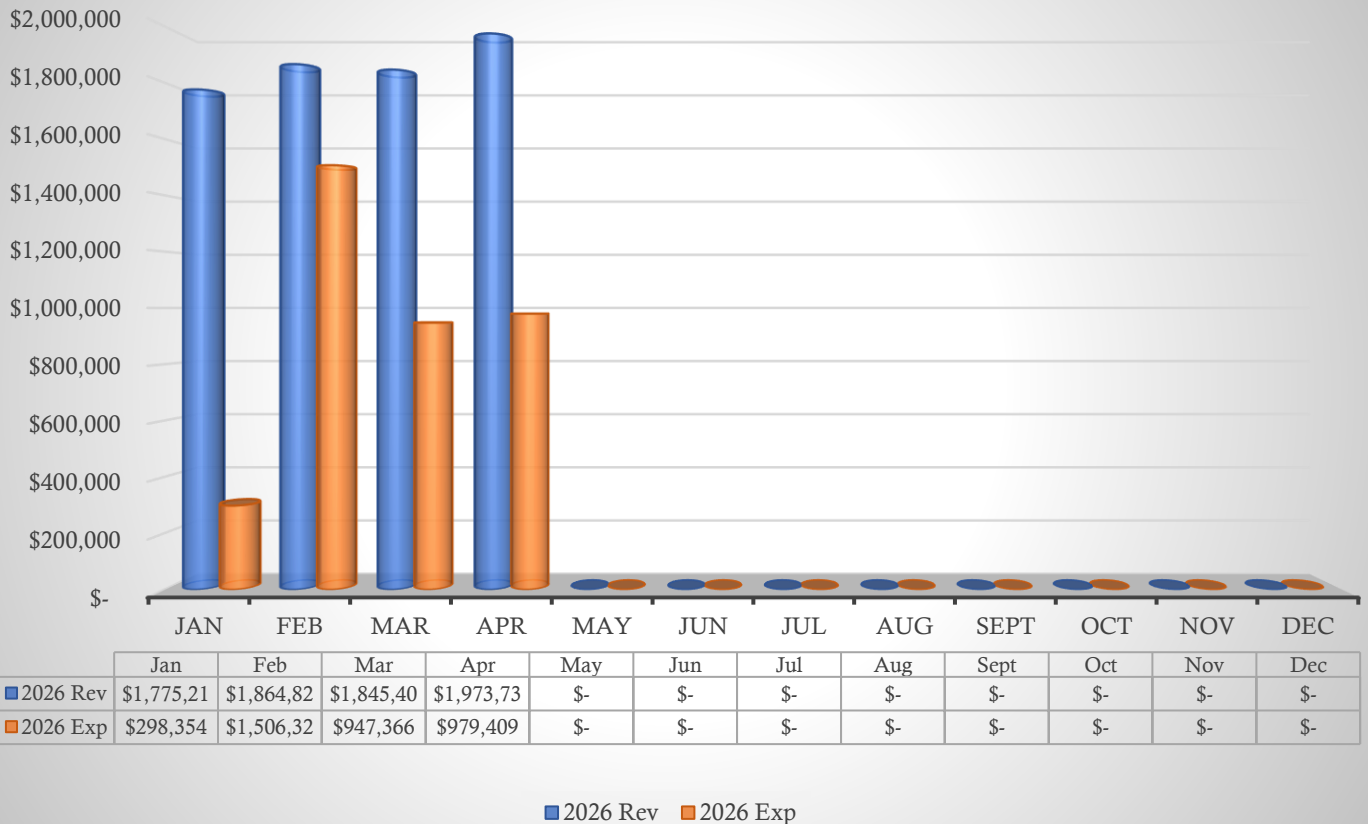
- Cash & Reserves: \$25.7 million
 - Decrease of \$41k in April compared to March
- Current Assets increased by \$2,601
 - Due to an increase in receivables
- Current Liabilities increased by \$497k
 - Unearned sewer fees (billing for two months) billed in April
- Operational Revenues are at 29.5% of the Budget. The cash basis target is 33% for the year
 - Tax Revenues: 5%
 - Sewer Revenue Fees: 33.3%
 - Engineering Revenue Fees: 14.8%
 - Plan Review Fees: 13%
 - Inspection Fees: 42.8%
 - Nose on Fees: 45%
 - Late Fee interest and Certification Fee Revenue: 32.5%
 - Refund Request Fees: (no budget allocated)
 - Misc. Revenues: 37%
- Operational expenses are at 24.5% of the Budget. The cash basis target is 33% for the year
 - Lines Department: 15.1%
 - IT Dept: 28.5%
 - CVWRF: 25.3%
 - Admin Dept: 21.7%
 - Eng. Dept: 23.7%
- O&M Revenues exceeded Expenses by \$3.7m for the year

Reserve Name	Current		(Under) / Over	
	Balance	Reserve Policy	Funded	%
Operating Reserve (365 days)	\$ 11,732,533.73	\$ 14,252,134	\$ (2,519,600)	82.3%
Capacity Fee Reserve	\$ 214,932.49	\$ 214,932	\$ -	100.0%
MOID Capital Reserve (3yr)	\$ 9,577,955.64	\$ 20,077,365	\$ (10,499,409)	47.7%
CVWRF Capital Reserve (1yr)	\$ 4,167,797.39	\$ 4,800,070	\$ (632,273)	86.8%
Self-Funded Insurance Reserve	\$ -	\$ -	\$ -	0.0%
Totals	\$ 25,693,219.25	\$ 39,344,501	\$ (13,651,282.24)	65.3%

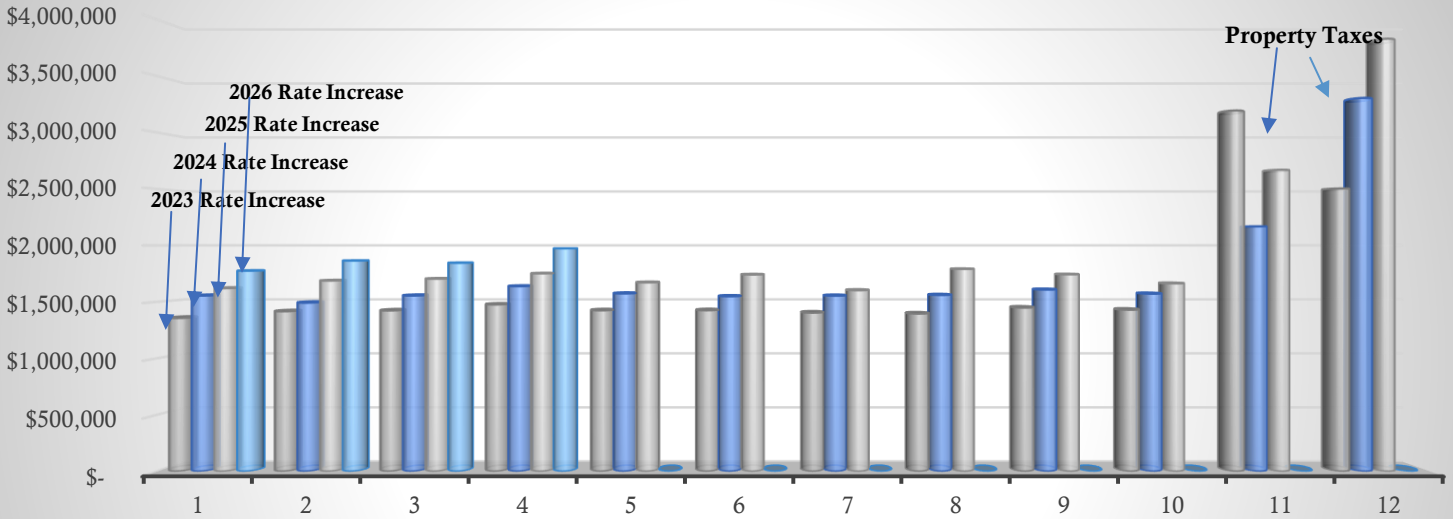
2025 Revenues & Expenses (O&M Only)



2026 Revenues & Expenses (O&M Only)



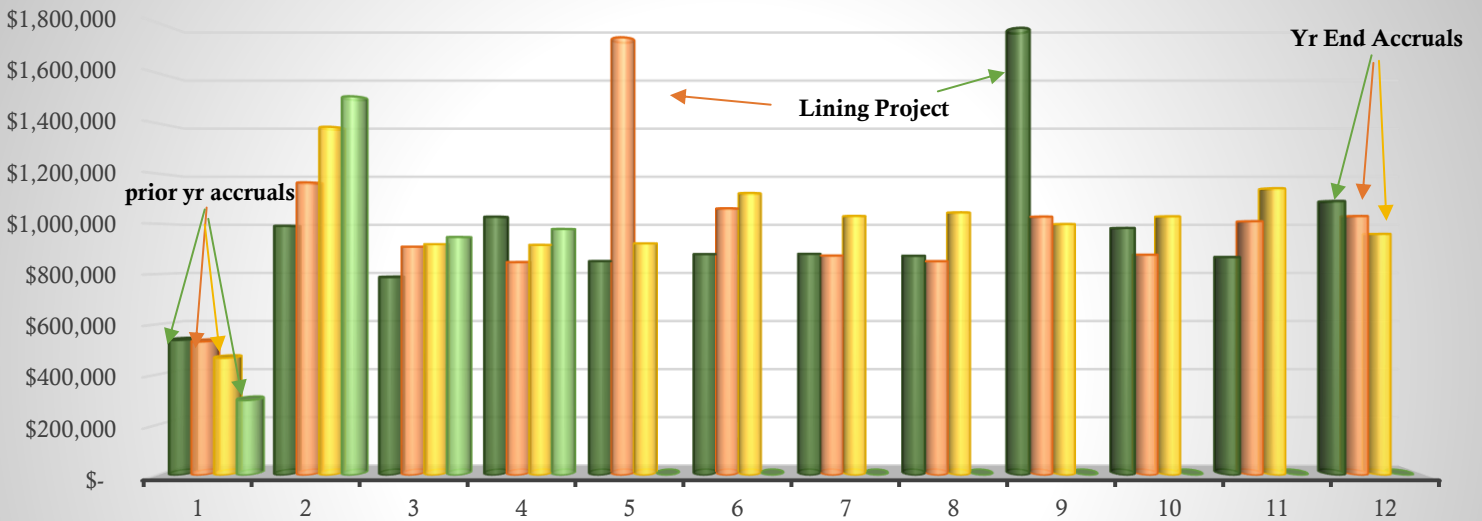
Prior Yr's vs Current Yr Revenues



	1	2	3	4	5	6	7	8	9	10	11	12
2023 Rev	\$1,356,70	\$1,415,81	\$1,423,16	\$1,476,41	\$1,424,38	\$1,425,23	\$1,404,18	\$1,395,76	\$1,448,93	\$1,430,18	\$3,192,94	\$2,503,50
2024 Rev	\$1,554,67	\$1,492,29	\$1,555,02	\$1,637,95	\$1,574,02	\$1,548,90	\$1,553,93	\$1,560,47	\$1,608,31	\$1,571,99	\$2,168,73	\$3,304,73
2025 Rev	\$1,620,37	\$1,687,67	\$1,704,19	\$1,751,29	\$1,671,41	\$1,741,40	\$1,602,35	\$1,791,19	\$1,742,99	\$1,662,91	\$2,668,83	\$3,828,26
2026 Rev	\$1,775,21	\$1,864,82	\$1,845,40	\$1,973,73	\$-	\$-	\$-	\$-	\$-	\$-	\$-	\$-

2023 Rev 2024 Rev 2025 Rev 2026 Rev

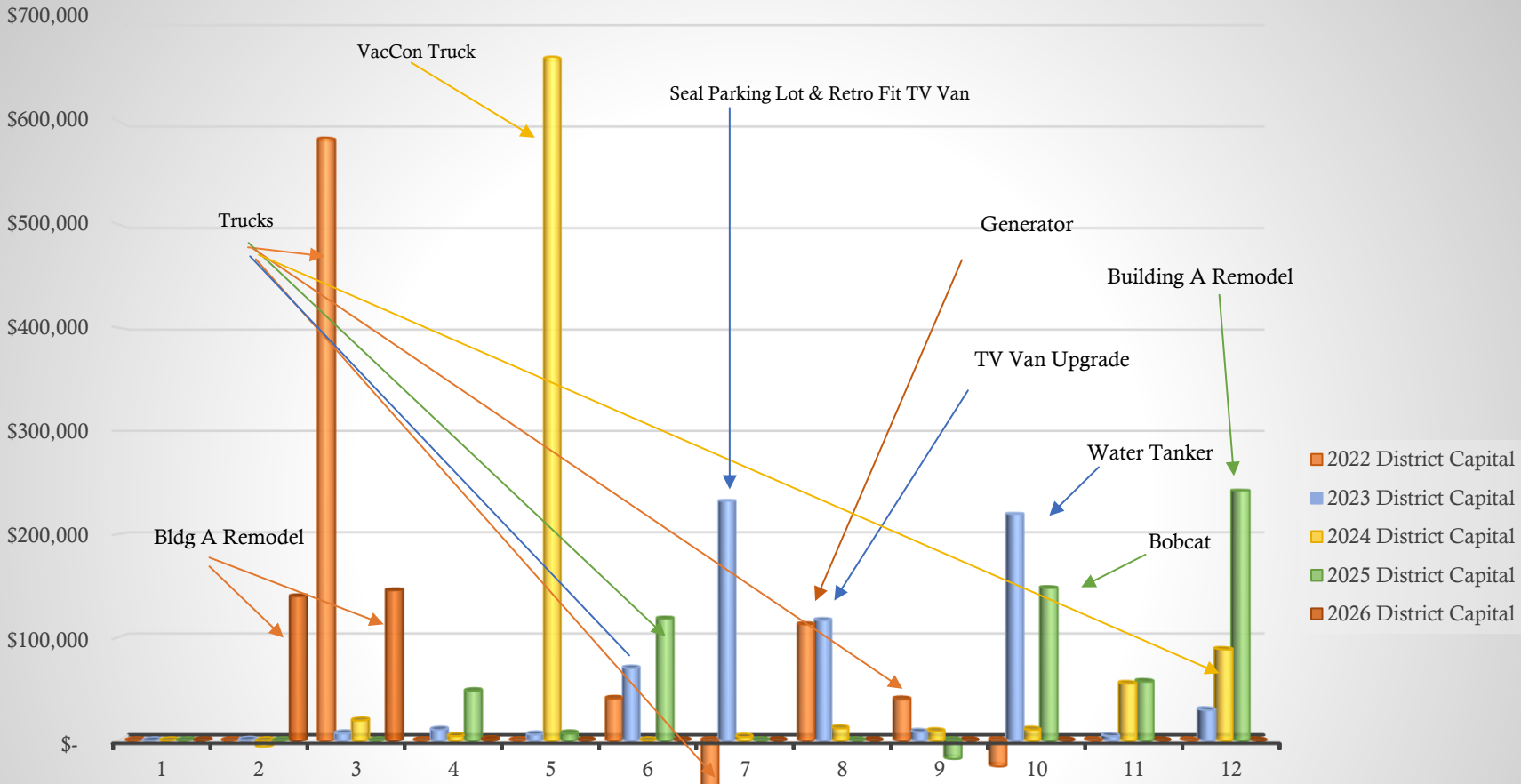
Prior Yr's vs Current Yr Expenses (O&M Only)



	1	2	3	4	5	6	7	8	9	10	11	12
2023 Exp	\$537,661	\$992,022	\$787,543	\$1,028,47	\$850,930	\$878,991	\$880,044	\$872,243	\$1,778,25	\$983,609	\$867,312	\$1,090,78
2024 Exp	\$531,453	\$1,164,30	\$908,789	\$846,803	\$1,740,56	\$1,061,52	\$873,052	\$850,491	\$1,028,63	\$876,735	\$1,010,15	\$1,030,85
2025 Exp	\$466,439	\$1,385,19	\$918,843	\$916,073	\$921,923	\$1,122,45	\$1,031,26	\$1,045,50	\$998,926	\$1,029,87	\$1,141,38	\$959,589
2026 Exp	\$298,354	\$1,506,32	\$947,366	\$979,409	\$-	\$-	\$-	\$-	\$-	\$-	\$-	\$-

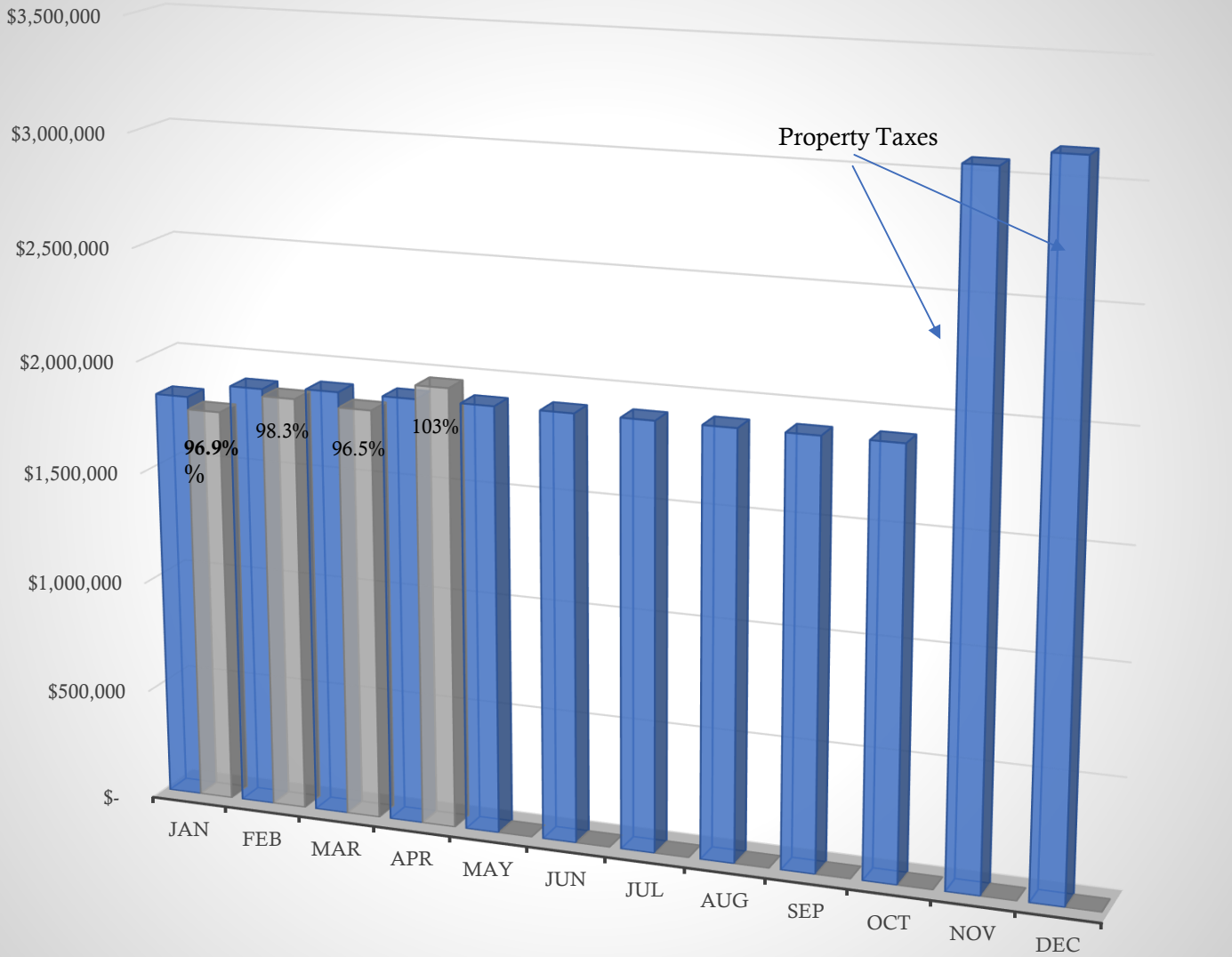
2023 Exp 2024 Exp 2025 Exp 2026 Exp

District Capital - 5 Year History



2026 Budget to Actual Revenue

Year to Date



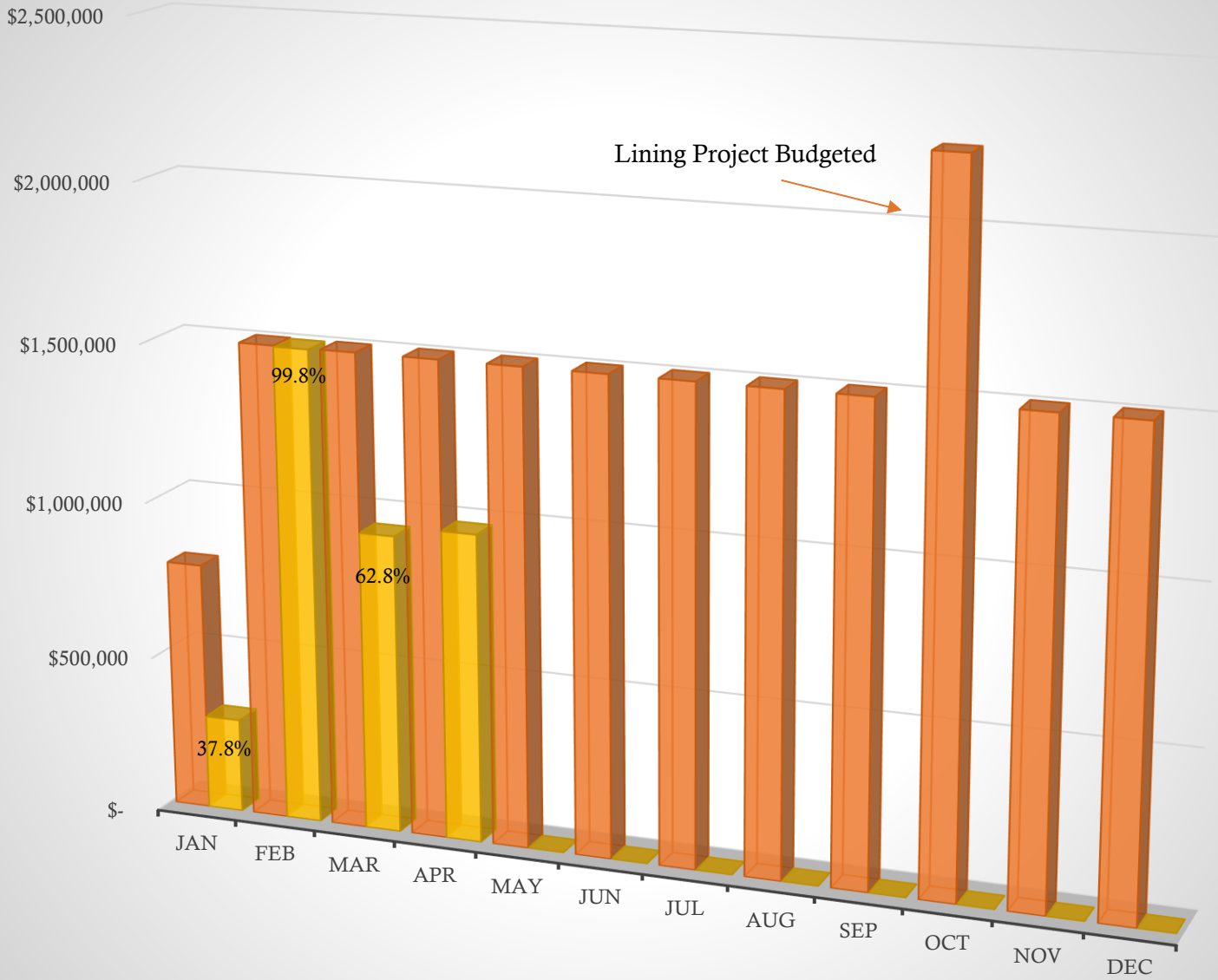
	Jan	Feb	Mar	Apr	May	Jun	Jul	Aug	Sep	Oct	Nov	Dec
■ Budget	\$1,831,11	\$1,896,39	\$1,912,71	\$1,912,71	\$1,912,71	\$1,912,71	\$1,912,71	\$1,912,71	\$1,912,71	\$1,912,71	\$3,071,33	\$3,136,61
■ Actual	\$1,775,21	\$1,864,82	\$1,845,40	\$1,973,73	\$4	\$5	\$6	\$7	\$8	\$9	\$10	\$11

■ Budget ■ Actual

2026 Budget to Actual Expense

Year to Date

YTD 24.5%



	Jan	Feb	Mar	Apr	May	Jun	Jul	Aug	Sep	Oct	Nov	Dec
Budget	\$789,229	\$1,509,22	\$1,509,22	\$1,509,22	\$1,509,22	\$1,509,22	\$1,509,22	\$1,509,22	\$1,509,22	\$2,229,22	\$1,509,22	\$1,509,22
Actual	\$298,354	\$1,506,32	\$947,366	\$979,409	\$-	\$-	\$-	\$-	\$-	\$-	\$-	\$-

■ Budget ■ Actual

May 6, 2026

MR. GILES E. DEMKE
General Manager, Mt. Olympus Improvement District
3932 South 500 East
Salt Lake City, UT 84107-1872

Re: *Notice of Claim and Demand for Reimbursement* – Mislocated Sewer Line
Staking Sewer Lateral Repair (3900 South, South Salt Lake City, Utah)

Mr. Demke:

This firm has been retained by G & C Astro Inc., d/b/a Astro Burgers (“Astro”), regarding your March 23, 2026 letter (“Your Letter”) with the same reference as set forth herein. Please be advised that this response letter constitutes a formal Notice of Claim under the Utah Governmental Immunity Act, UTAH CODE ANN. § 63G-7-401 et seq., on behalf of my client.

Astro appreciates Your Letter and the offer of \$600.00 to resolve this matter, however, given the substantial unnecessary costs and damages incurred by Astro due to the work performed by the Mt. Olympus Improvement District (“Mt. Olympus”), that offer is hereby rejected in its entirety. As you have stated on February 17, 2026, Mt. Olympus through its agents and inspectors, undertook to locate and stake the sewer line at the above-referenced property for purposes of construction and connection. My client and its contractor (Stott Plumbing) a reputable, commercial plumbing company, reasonably relied upon the Mt. Olympus markings staked on February 17, 2026 in performing excavation and related work.

It was subsequently determined by Stott Plumbing (subsequently admitted to and acknowledged by the Mt. Olympus’ inspector), that the sewer line was not properly staked, and instead the staking was mislocated and mismarked by approximately ten (10) feet from the correct location of the sewer line on 3900 South. A deviation of this magnitude is substantial and falls well outside any commercially reasonable standard for utility location services. Mt. Olympus’ staking was intended to provide accurate, actionable information for construction. Astro and Stott Plumbing understand that staking is not intended to be 100% accurate, however, an error in excess of ten (10) feet defeats that purpose and constitutes a failure to exercise reasonable care. Please see enclosed invoice from Stott Plumbing to Astro, with related notes regarding the incorrect staking by Mt. Olympus in excess of ten (10) feet from the actual location of the sewer line.

As a direct and proximate result of the Mt. Olympus’ inaccurate staking, my client incurred additional excavation, labor, equipment, and restoration costs totaling approximately \$9,265. These damages were foreseeable and resulted directly from Mt. Olympus’ negligent misrepresentation and failure to perform its services in a commercially reasonable manner. I am sure you will agree, some level of reasonable reliance on what has been

staked is expected when business and contractors request Mt. Olympus to provide staking of sewer line utilities. Mt. Olympus being incorrect in excess of ten (10) feet far exceeds any reasonable discrepancy which may be expected by business owners and contractors before performing their work on site.

Astro has been a mainstay, good corporate citizen and eager participant in the overall development of the city for over forty-four (44) years, and hopes this issue can be resolved to mutual benefit of the parties.¹ Accordingly, my client hereby demands reimbursement in the amount of \$9,265.00. This letter is intended to satisfy all applicable notice requirements under UTAH CODE ANN. § 63G-7-401 and related provisions.

Please provide a written response within fourteen (14) days of the date of this letter. If the matter cannot be resolved promptly, my client will pursue all available remedies.

Nothing contained herein shall be deemed a waiver of any rights, claims, or remedies, all of which are expressly reserved.

If Mt. Olympus intends to engage Fabian Vancott on this matter, please forward the contact information for your counsel, so that I may contact them directly regarding this matter.

If I may be of further assistance or you desire to discuss this matter telephonically or via email, I may be reached at (801) 322-2002 ext. 105, or via twp@psplawyers.com.

Very truly yours,

PETERS | SCOFIELD
A Professional Corporation



Thomas W. Peters

¹ As an example of Astro's willingness to provide above and beyond what is required of it to the city and Mt. Olympus, during this same time period, Astro installed a larger grease trap than it previously utilized. The installation and use of a larger grease trap provides a direct operational benefit to Mt. Olympus' wastewater system by reducing the work load on the system, while retaining grease and solids at the source, thereby reducing the volume and concentration of contaminants discharged to the treatment facility. At its cost, Astro will continue to service and maintain this larger grease trap. The larger system, therefore, reflects measures taken beyond what was strictly necessary, which in turn benefits Mt. Olympus.

Stott Plumbing

165 W Gregson Ave
Salt Lake City, UT 84115
801-467-2432

Invoice

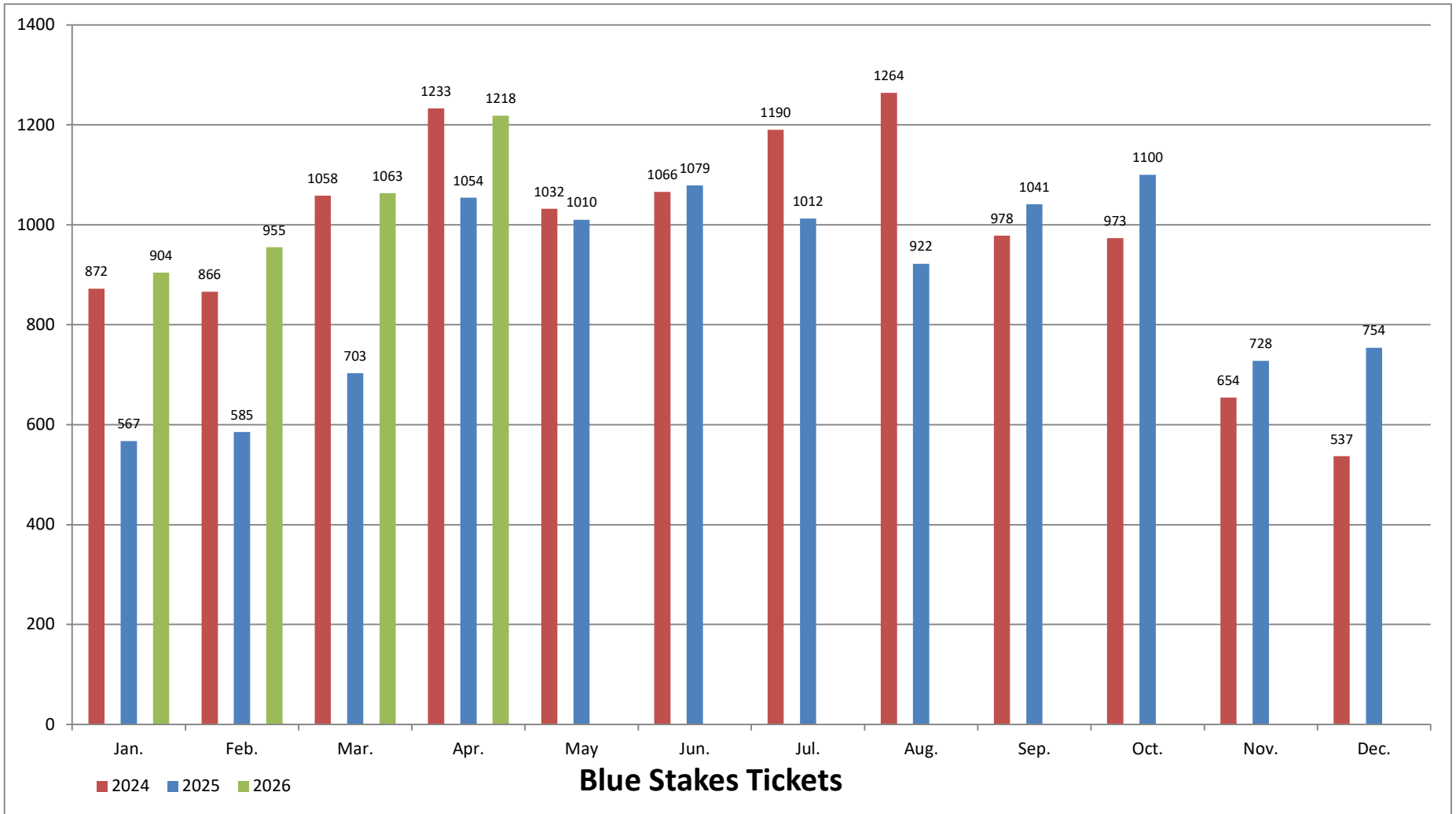
Date	Invoice #
2/26/2026	67568

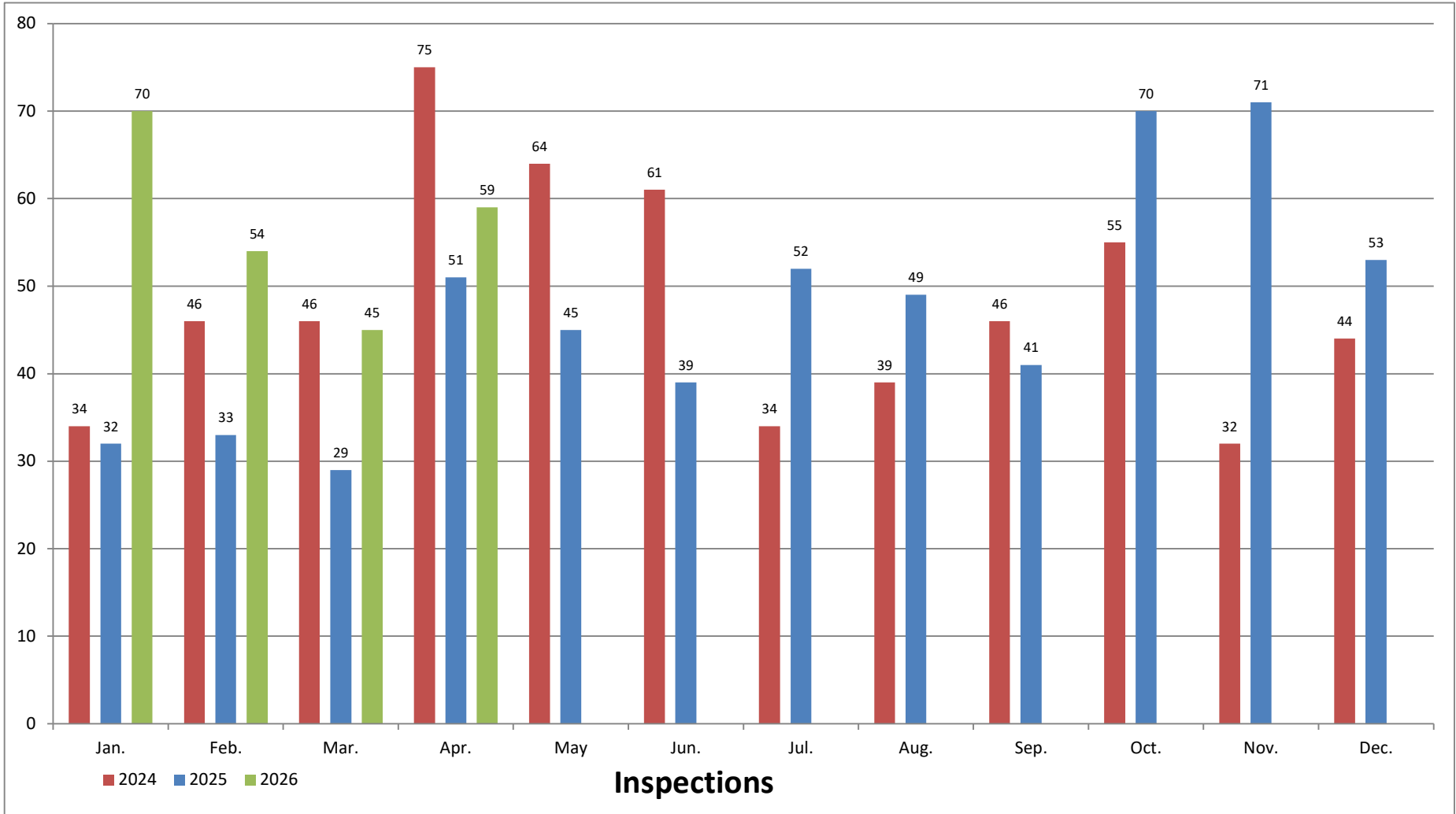
Bill To
Astro Burgers - 39th & State 3877 S State St Salt Lake City, UT 84115

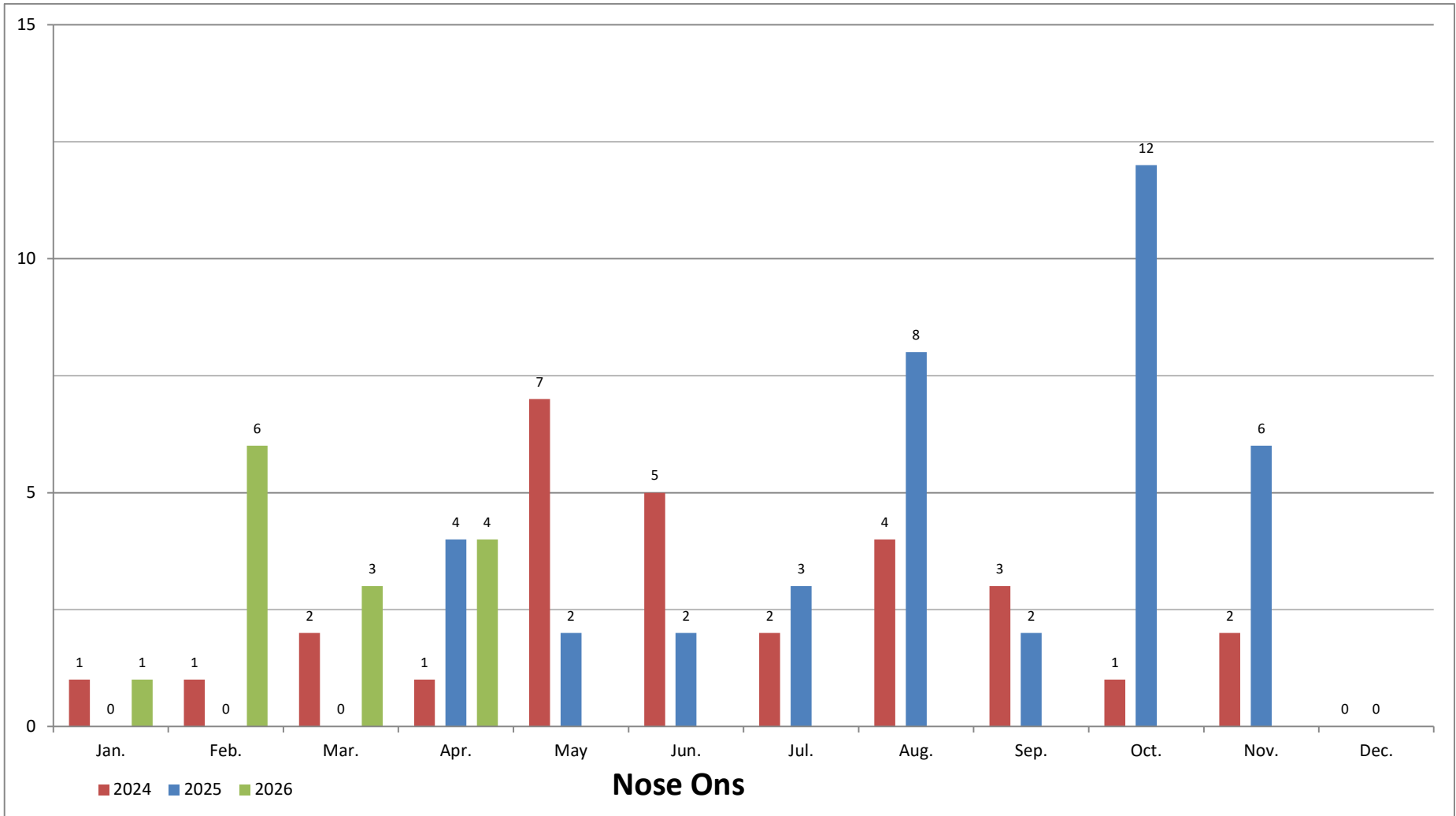
Item	Description	Qty	Rate	Amount
misc	Truck Time - 110 Hr - 4 Hours		440.00	440.00
Saw Cutting	Saw Cutting		450.00	450.00
misc	Asphalt Removal		225.00	225.00
misc	Asphalt Haul away / Dump Fee		286.00	286.00
Asphalt Reinstate...	Asphalt Reinstatement		3,960.00	3,960.00
misc	Parts / Labor - 4 Guys 6:30 A.M. - 1:00 P.M. - 6 1/2 Hours		2,600.00	2,600.00
Haul away	Haul away dirt,concrete,asphalt etc.		475.00	475.00
misc	Compaction Testing		980.00	980.00
Gravel	Gravel to bed pipe		250.00	250.00
misc	Haul in state spec road base		785.00	785.00
misc	Shoring Boxes		156.00	156.00
Traffic Control	Traffic Control/Barricades		340.00	340.00
Discount	Discount		-1,682.00	-1,682.00

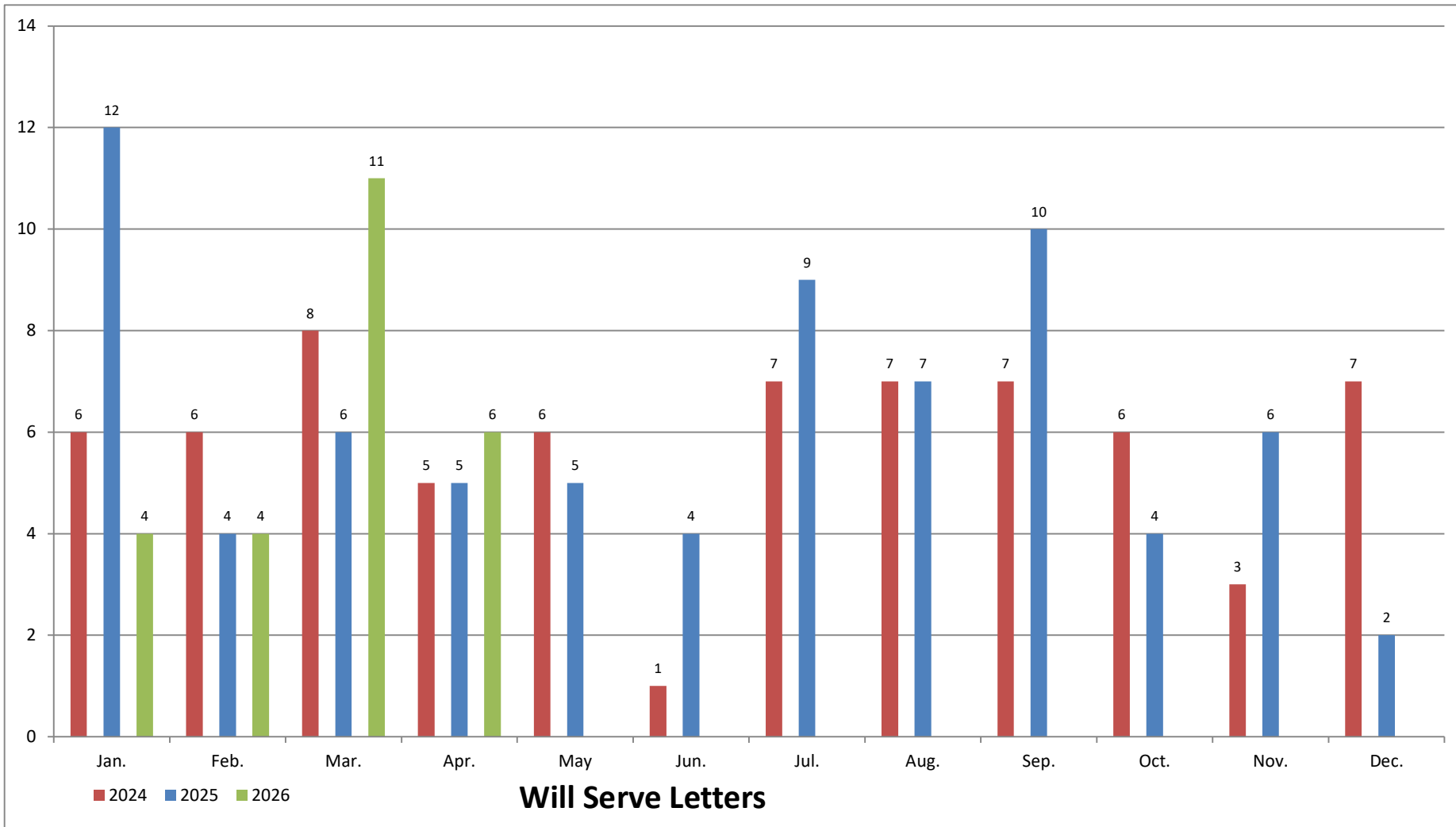
Stott Plumbing had gone out to the Astro Burgers on 3877 S State St and camered the line for George to see what the cause of the back up was. In doing this we found a major break out in the roadway of 3900 S. Once we determined the break to be in the road. Mount Olympus was called out to camera their main line. In doing so Mount Olympus did mark the main out in 3900 S. Stott Plumbing got out to this job and started to dig to find the city connection on 3900 S. Once we got down far enough we found that the main was mis marked out in 3900 S. We had to excavate an extra 10 more feet in 3900 S. This was all at 9 feet deep. This resulted in more work needing to be done.

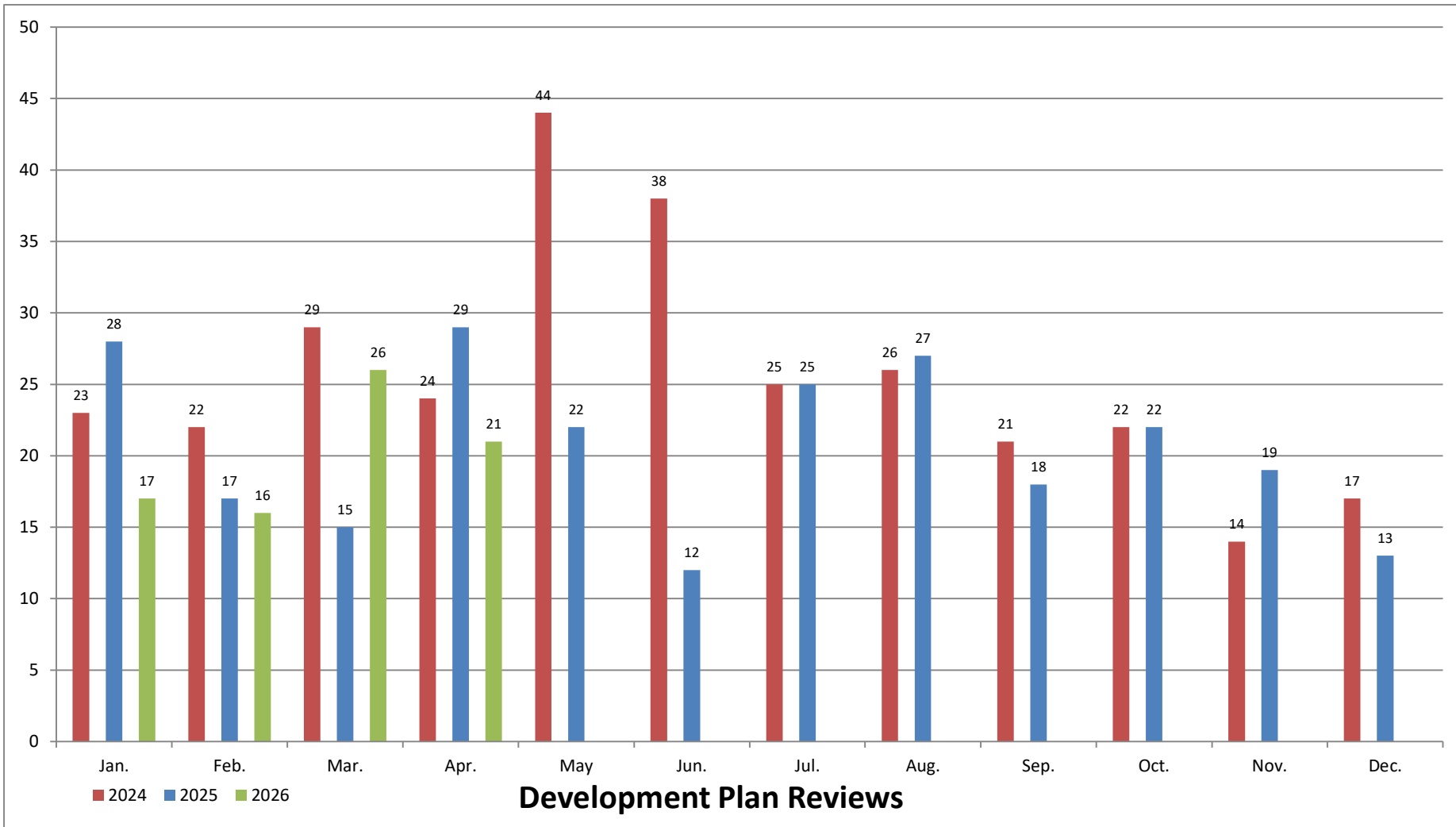
Total	\$9,265.00
Payments/Credits	\$0.00
Balance Due	\$9,265.00







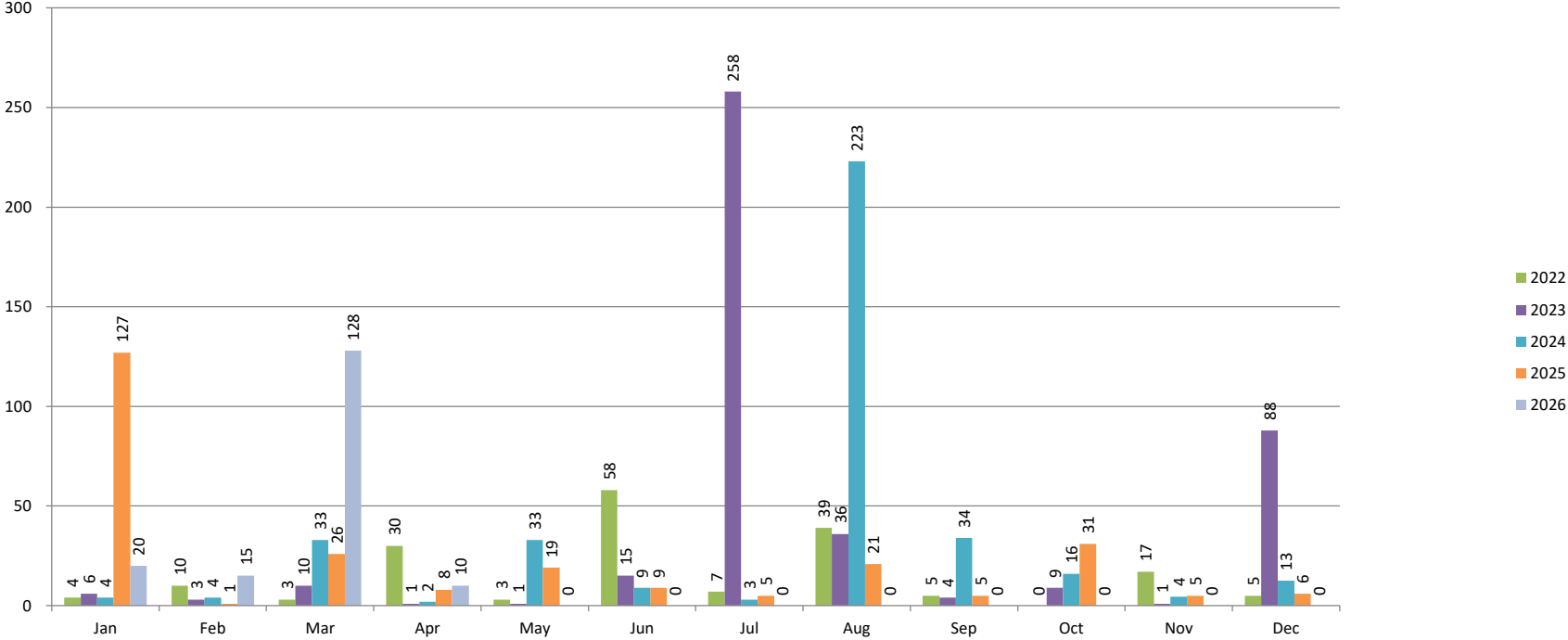




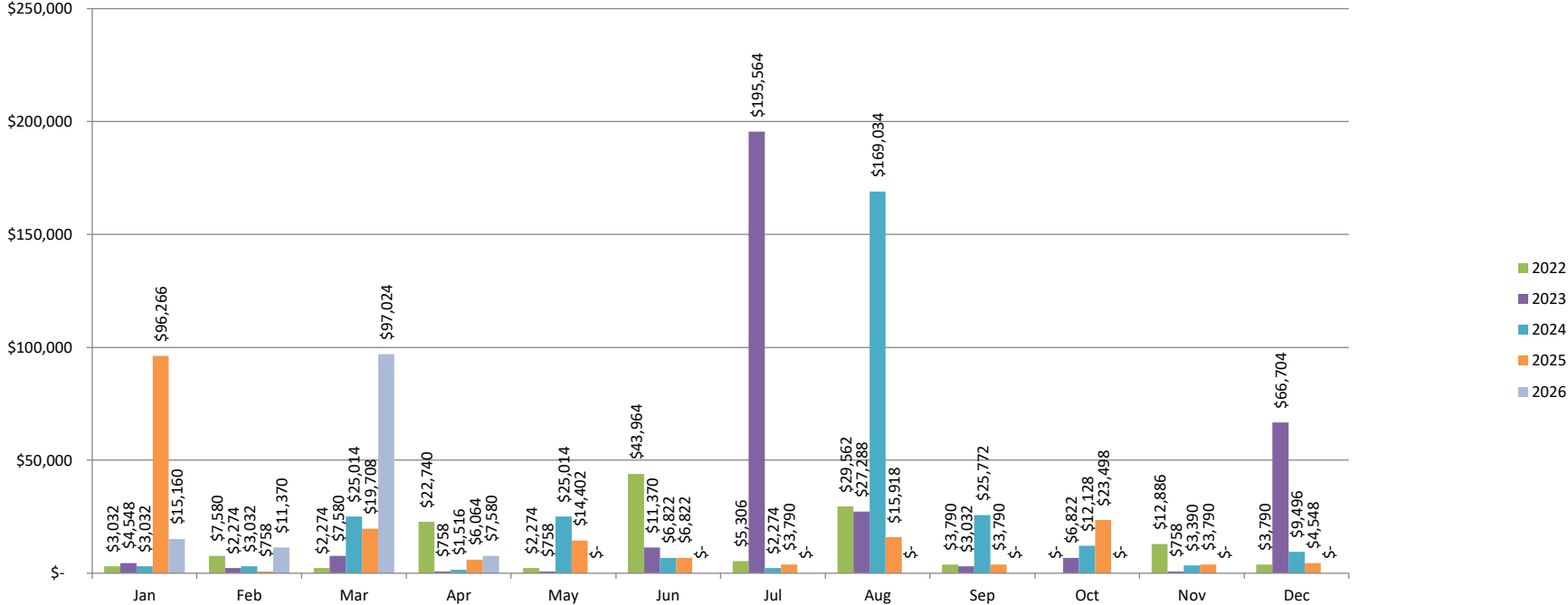
CAPACITY FEES - 2440

	MONTHLY RE'S	RUNNING TOTAL	MONTHLY DOLLARS	RUNNING TOTAL
2022 Jan	4	4	\$ 3,032	\$ 3,032
Feb	10	14	\$ 7,580	\$ 10,612
Mar	3	17	\$ 2,274	\$ 12,886
Apr	30	47	\$ 22,740	\$ 35,626
May	3	50	\$ 2,274	\$ 37,900
Jun	58	108	\$ 43,964	\$ 81,864
Jul	7	115	\$ 5,306	\$ 87,170
Aug	39	154	\$ 29,562	\$ 116,732
Sep	5	159	\$ 3,790	\$ 120,522
Oct	0	159	\$ -	\$ 120,522
Nov	17	176	\$ 12,886	\$ 133,408
Dec	5	181	\$ 3,790	\$ 137,198
	Average - 15	Total - 181	\$ 11,433	\$ 137,198
2023 Jan	6	6	\$ 4,548	\$ 4,548
Feb	3	9	\$ 2,274	\$ 6,822
Mar	10	19	\$ 7,580	\$ 14,402
Apr	1	20	\$ 758	\$ 15,160
May	1	21	\$ 758	\$ 15,918
Jun	15	36	\$ 11,370	\$ 27,288
Jul	258	294	\$ 195,564	\$ 222,852
Aug	36	330	\$ 27,288	\$ 250,140
Sep	4	334	\$ 3,032	\$ 253,172
Oct	9	343	\$ 6,822	\$ 259,994
Nov	1	344	\$ 758	\$ 260,752
Dec	88	432	\$ 66,704	\$ 327,456
	Average - 36	Total - 432	\$ 27,288	\$ 327,456
2024 Jan	4	4	\$ 3,032	\$ 3,032
Feb	4	8	\$ 3,032	\$ 6,064
Mar	33	41	\$ 25,014	\$ 31,078
Apr	2	43	\$ 1,516	\$ 32,594
May	33	76	\$ 25,014	\$ 57,608
Jun	9	85	\$ 6,822	\$ 64,430
Jul	3	88	\$ 2,274	\$ 66,704
Aug	223	311	\$ 169,034	\$ 235,738
Sep	34	345	\$ 25,772	\$ 261,510
Oct	16	361	\$ 12,128	\$ 273,638
Nov	4	365	\$ 3,390	\$ 277,028
Dec	13	378	\$ 9,496	\$ 286,524
	Average - 32	Total - 378	\$ 23,877	\$ 286,524
2025 Jan	127	127	\$ 96,266	\$ 96,266
Feb	1	128	\$ 758	\$ 97,024
Mar	26	154	\$ 19,708	\$ 116,732
Apr	8	162	\$ 6,064	\$ 122,796
May	19	181	\$ 14,402	\$ 137,198
Jun	9	190	\$ 6,822	\$ 144,020
Jul	5	195	\$ 3,790	\$ 147,810
Aug	21	216	\$ 15,918	\$ 163,728
Sep	5	221	\$ 3,790	\$ 167,518
Oct	31	252	\$ 23,498	\$ 191,016
Nov	5	257	\$ 3,790	\$ 194,806
Dec	6	263	\$ 4,548	\$ 199,354
	Average - 22	Total - 263	\$ 16,613	\$ 199,354
2026 Jan	20	20	\$ 15,160	\$ 15,160
Feb	15	35	\$ 11,370	\$ 26,530
Mar	128	163	\$ 97,024	\$ 123,554
Apr	10	173	\$ 7,580	\$ 131,134
May			\$ -	\$ 131,134
Jun			\$ -	\$ 131,134
Jul			\$ -	\$ 131,134
Aug			\$ -	\$ 131,134
Sep			\$ -	\$ 131,134
Oct			\$ -	\$ 131,134
Nov			\$ -	\$ 131,134
Dec			\$ -	\$ 131,134
	Average - 43	Total - 173	\$ 10,928	\$ 131,134

CAPACITY FEES - NUMBER



CAPACITY FEES - DOLLARS



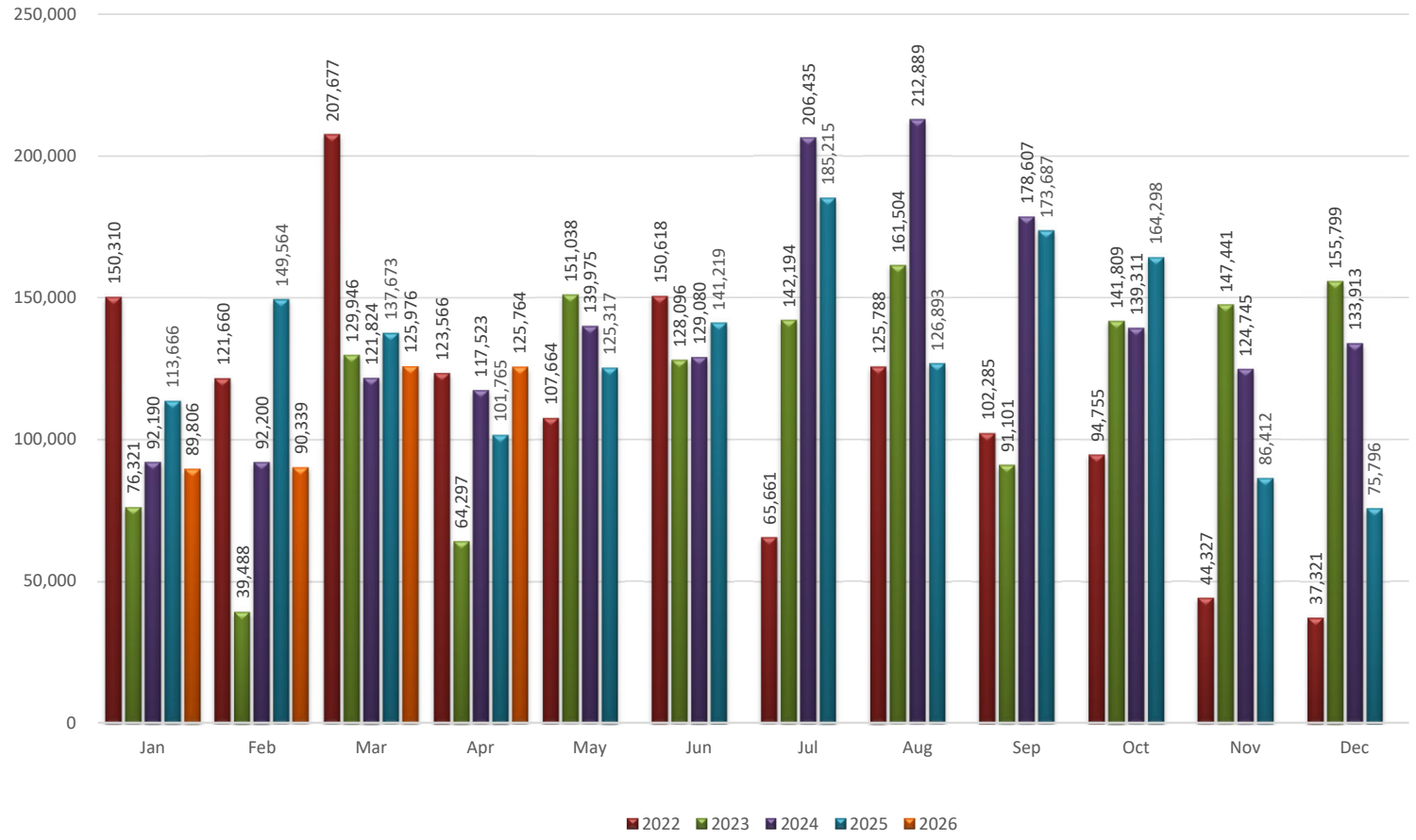
CAPACITY FEES - DOLLARS YTD



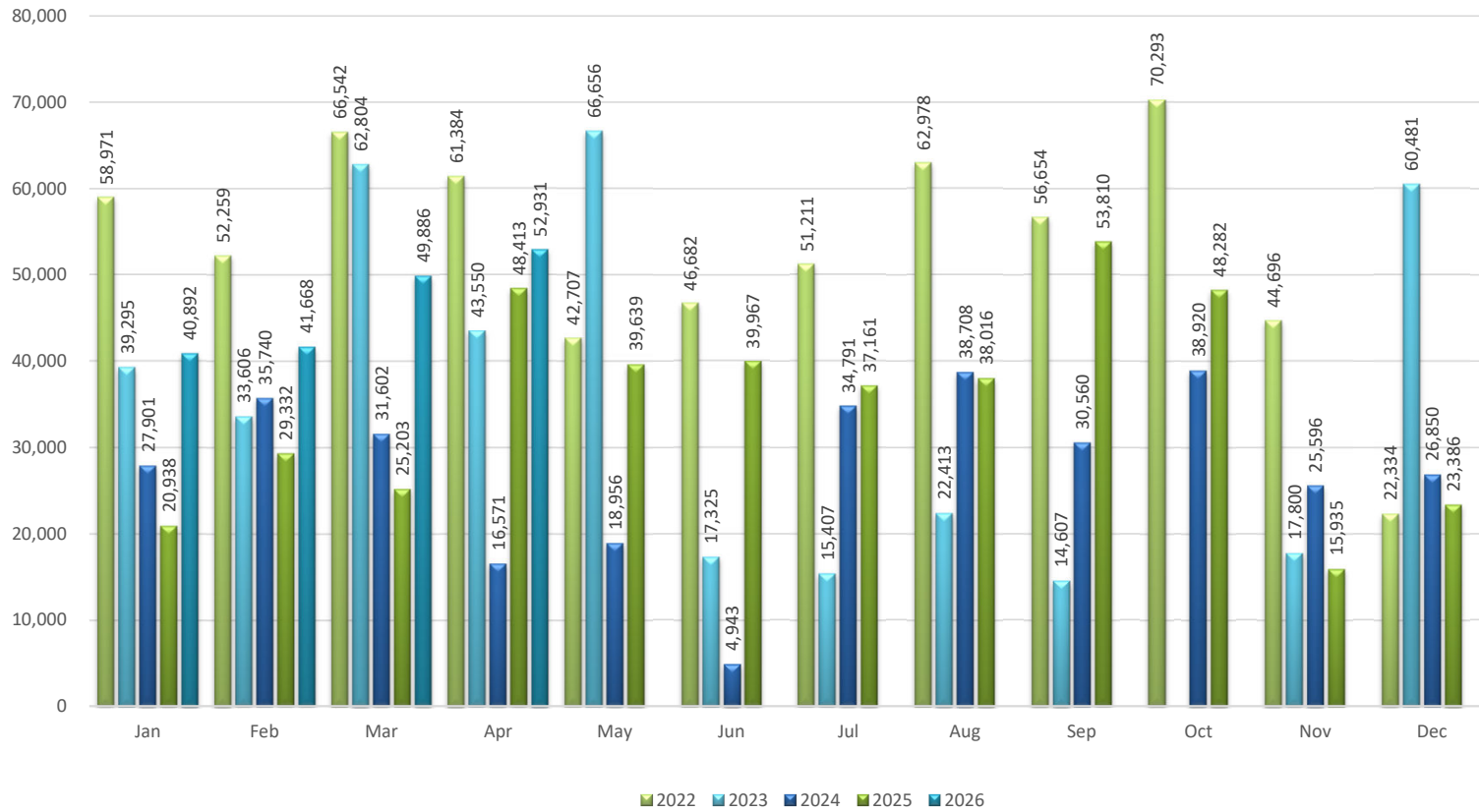
LINES MAINTENANCE MONTHLY REPORTS

Year	Month	MONTHLY CLEANING (ft)	RUNNING TOTAL (ft)	MILES	RUNNING TOTAL (mi)	MONTHLY TV (ft)	RUNNING TOTAL (ft)	MILES	RUNNING TOTAL (mi)	TOTAL SYSTEM WORK (mi)
2022	Jan	150,310	150,310	28.47	28.47	58,971	58,971	11.17	11.17	39.64
	Feb	121,660	271,970	23.04	51.51	52,259	111,230	9.90	21.07	72.58
	Mar	207,677	479,647	39.33	90.84	66,542	177,772	12.60	33.67	124.51
	Apr	123,566	603,213	23.40	114.24	61,384	239,156	11.63	45.29	159.54
	May	107,664	710,877	20.39	134.64	42,707	281,863	8.09	53.38	188.02
	Jun	150,618	861,495	28.53	163.16	46,682	328,545	8.84	62.22	225.39
	Jul	65,661	927,156	12.44	175.60	51,211	379,756	9.70	71.92	247.52
	Aug	125,788	1,052,944	23.82	199.42	62,978	442,734	11.93	83.85	283.27
	Sep	102,285	1,155,229	19.37	218.79	56,654	499,388	10.73	94.58	313.37
	Oct	94,755	1,249,984	17.95	236.74	70,293	569,681	13.31	107.89	344.63
	Nov	44,327	1,294,311	8.40	245.13	44,696	614,377	8.47	116.36	361.49
	Dec	37,321	1,331,632	7.07	252.20	22,334	636,711	4.23	120.59	372.79
AVERAGE		110,969		21.02		53,059		10.05		
2023	Jan	76,321	76,321	14.45	14.45	39,295	39,295	7.44	7.44	21.90
	Feb	39,488	115,809	7.48	21.93	33,606	72,901	6.36	13.81	35.74
	Mar	129,946	245,755	24.61	46.54	62,804	135,705	11.89	25.70	72.25
	Apr	64,297	310,052	12.18	58.72	43,550	179,255	8.25	33.95	92.67
	May	151,038	461,090	28.61	87.33	66,656	245,911	12.62	46.57	133.90
	Jun	128,096	589,186	24.26	111.59	17,325	263,236	3.28	49.86	161.44
	Jul	142,194	731,380	26.93	138.52	15,407	278,643	2.92	52.77	191.29
	Aug	161,504	892,884	30.59	169.11	22,413	301,056	4.24	57.02	226.13
	Sep	91,101	983,985	17.25	186.36	14,607	315,663	2.77	59.78	246.15
	Oct	141,809	1,125,794	26.86	213.22		315,663	0.00	59.78	273.00
	Nov	147,441	1,273,235	27.92	241.14	17,800	333,463	3.37	63.16	304.30
	Dec	155,799	1,429,034	29.51	270.65	60,481	393,944	11.45	74.61	345.26
AVERAGE		119,086		22.55		35,813		6.22		
2024	Jan	92,190	92,190	17.46	17.46	27,901	27,901	5.28	5.28	22.74
	Feb	92,200	184,389	17.46	34.92	35,740	63,642	6.77	12.05	46.98
	Mar	121,824	306,213	23.07	57.99	31,602	95,243	5.99	18.04	76.03
	Apr	117,523	423,736	22.26	80.25	16,571	111,815	3.14	21.18	101.43
	May	139,975	563,711	26.51	106.76	18,956	130,770	3.59	24.77	131.53
	Jun	129,080	692,791	24.45	131.21	4,943	135,714	0.94	25.70	156.91
	Jul	206,435	899,226	39.10	170.31	34,791	170,505	6.59	32.29	202.60
	Aug	212,889	1,112,115	40.32	210.63	38,708	209,212	7.33	39.62	250.25
	Sep	178,607	1,290,722	33.83	244.45	30,560	239,772	5.79	45.41	289.87
	Oct	139,311	1,430,033	26.38	270.84	38,920	278,692	7.37	52.78	323.62
	Nov	124,745	1,554,778	23.63	294.47	25,596	304,288	4.85	57.63	352.10
	Dec	133,913	1,688,691	25.36	319.83	26,850	331,138	5.09	62.72	382.54
AVERAGE		140,724		26.65		27,595		5.23		
2025	Jan	113,666	113,666	21.53	21.53	20,938	20,938	3.97	3.97	25.49
	Feb	149,564	263,230	28.33	49.85	29,332	50,269	5.56	9.52	59.37
	Mar	137,673	400,903	26.07	75.93	25,203	75,473	4.77	14.29	90.22
	Apr	101,765	502,668	19.27	95.20	48,413	123,886	9.17	23.46	118.67
	May	125,317	627,985	23.73	118.94	39,639	163,524	7.51	30.97	149.91
	Jun	141,219	769,204	26.75	145.68	39,967	203,491	7.57	38.54	184.22
	Jul	185,215	954,419	35.08	180.76	37,161	240,652	7.04	45.58	226.34
	Aug	126,893	1,081,312	24.03	204.79	38,016	278,669	7.20	52.78	257.57
	Sep	173,687	1,254,999	32.90	237.69	53,810	332,479	10.19	62.97	300.66
	Oct	164,298	1,419,297	31.12	268.81	48,282	380,761	9.14	72.11	340.92
	Nov	86,412	1,505,709	16.37	285.17	15,935	396,696	3.02	75.13	360.30
	Dec	75,796	1,581,505	14.36	299.53	23,386	420,082	4.43	79.56	379.09
AVERAGE		131,792		24.96		35,007		6.63		
2026	Jan	89,806	89,806	17.01	17.01	40,892	40,892	7.74	7.74	24.75
	Feb	90,339	180,145	17.11	34.12	41,668	82,559	7.89	15.64	49.75
	Mar	125,976	306,121	23.86	57.98	49,886	132,445	9.45	25.08	83.06
	Apr	125,764	431,885	23.82	81.80	52,931	185,376	10.02	35.11	116.91
	May									
	Jun									
	Jul									
	Aug									
	Sep									
	Oct									
	Nov									
	Dec									
AVERAGE		107,971		20.45		46,344		8.78		

Feet of Main Lines Cleaned

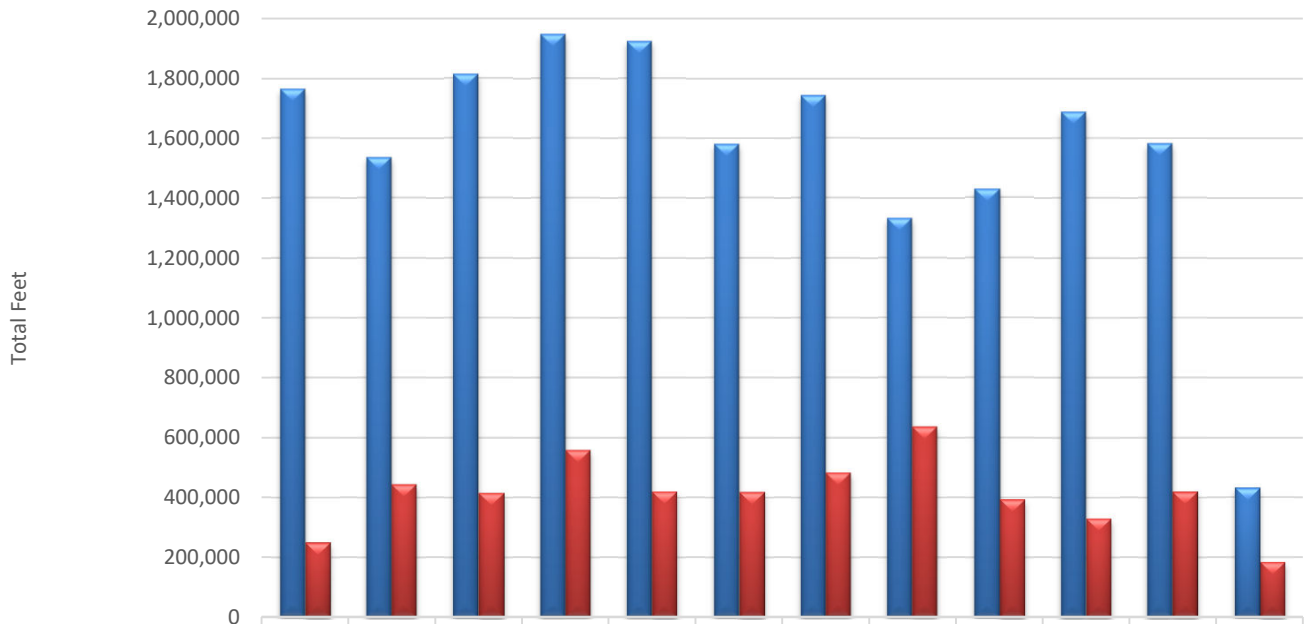


Feet of Main Lines TVd



Annual Cleaning (ft) Annual Inspections (ft)

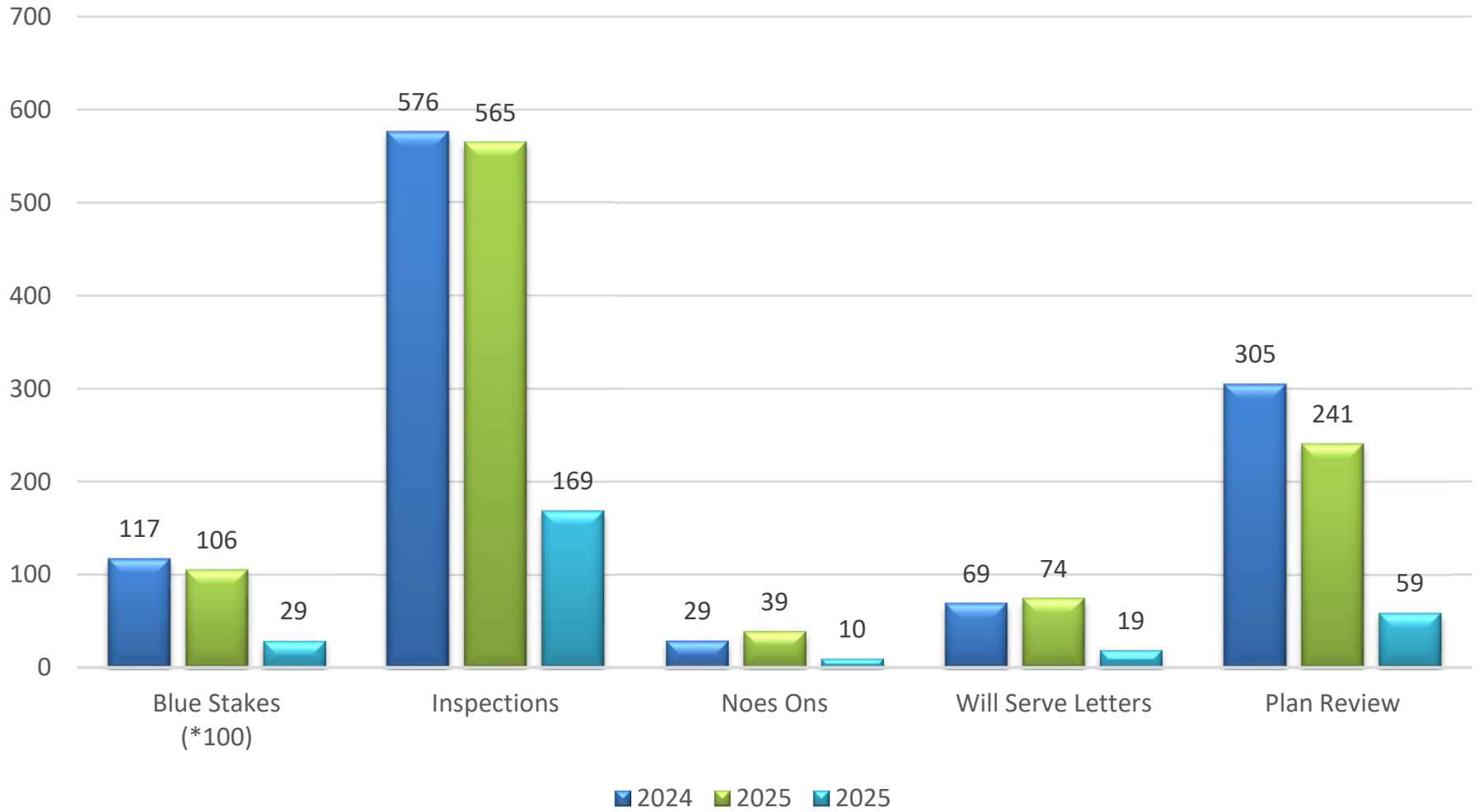
Annual Maintenance Totals



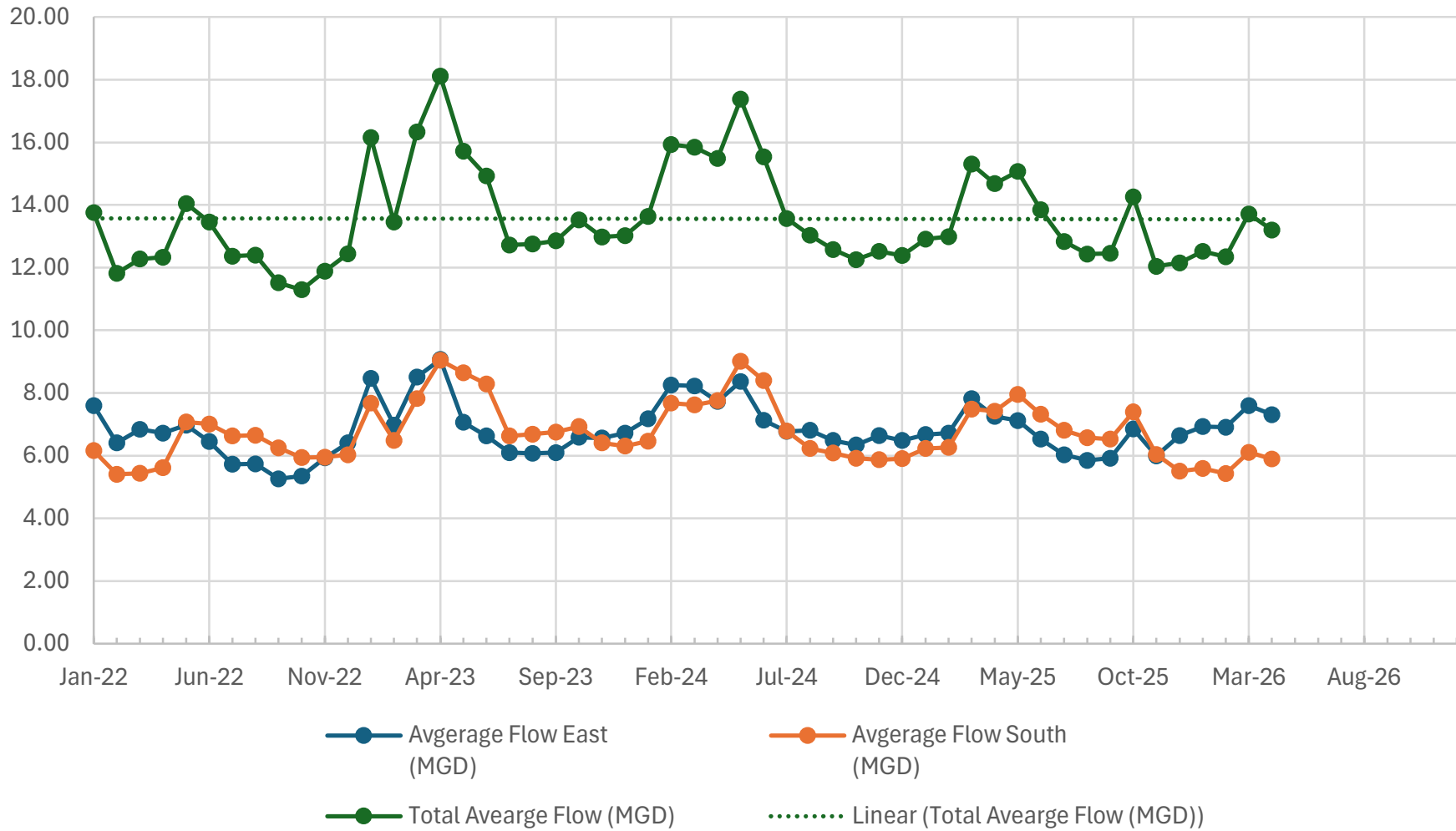
	2015	2016	2017	2018	2019	2020	2021	2022	2023	2024	2025	2026
Annual Cleaning (ft)	1,763,54	1,534,91	1,813,22	1,947,03	1,923,35	1,580,16	1,742,50	1,331,63	1,429,03	1,688,69	1,581,50	431,885
Annual Inspections (ft)	250,175	444,363	416,441	558,752	421,677	419,509	482,899	636,711	393,944	331,138	420,082	185,376

Years (Month) Months (Month)

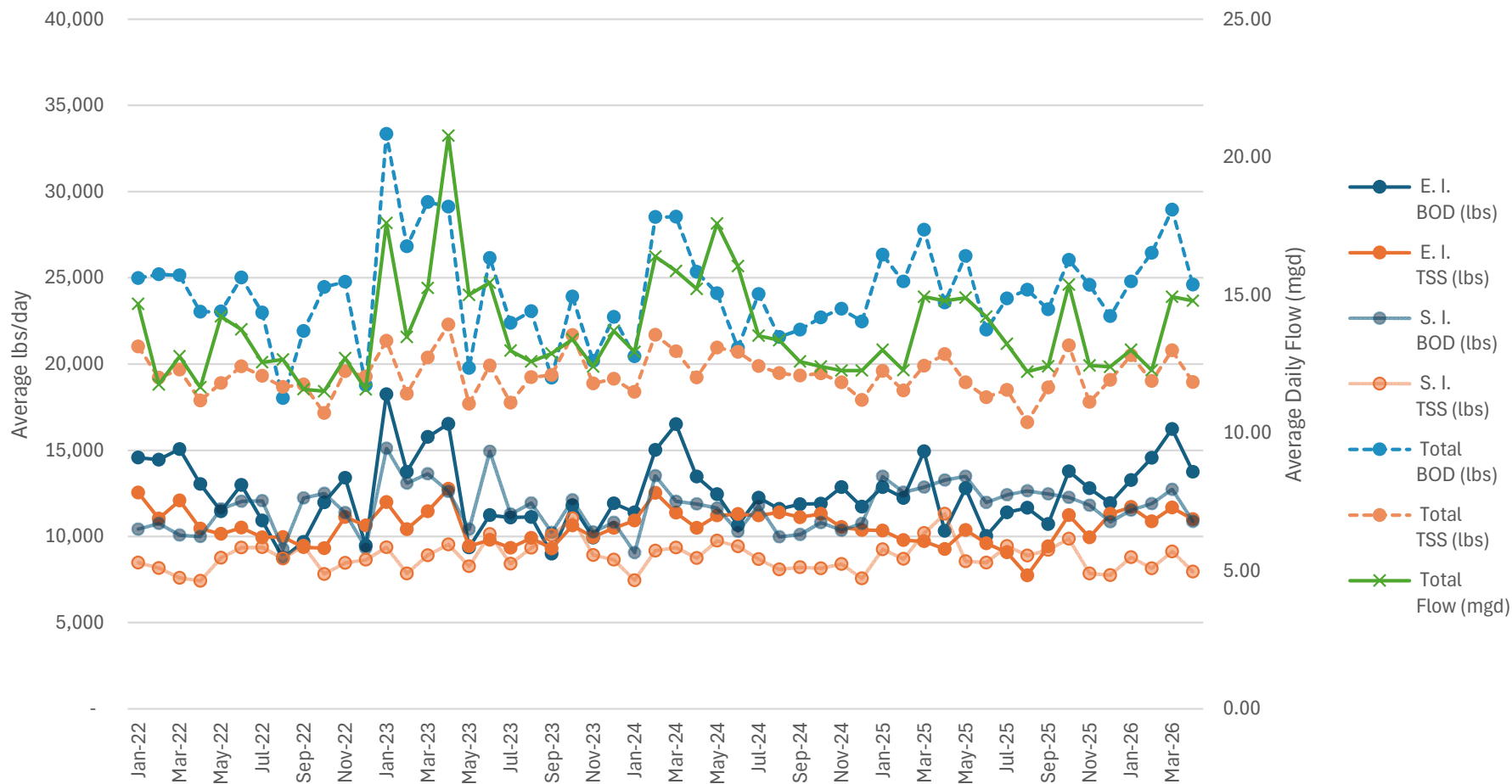
Engineering Tasks



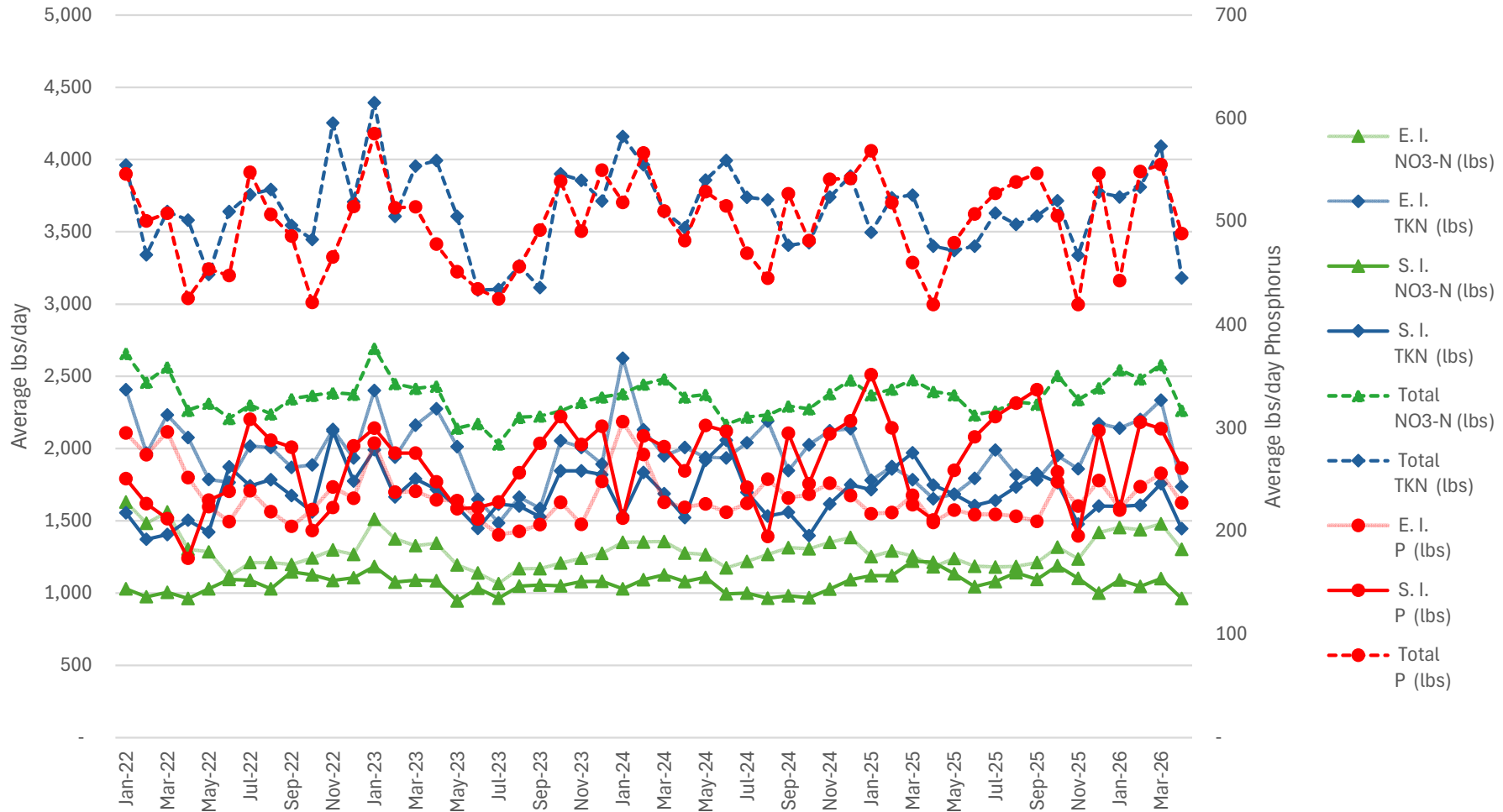
Interceptor Flows (MGD)



Monthly BOD & TSS Loading



Monthly Nutrient Loading





PTIF Rates

YEAR	MONTH	360 DAY	365 DAY
2026	APR	3.80377142	3.85660158
2026	MAR	3.80667796	3.85954849
2026	FEB	3.80390285	3.85673484
2026	JAN	3.80502336	3.85787091
2025	DEC	3.95662809	4.01158126
2025	NOV	4.07640195	4.13301865
2025	OCT	4.21192296	4.27042189
2025	SEP	4.32325991	4.38330518
2025	AUG	4.40464253	4.46581812
2025	JUL	4.40799708	4.46921926
2025	JUN	4.41823459	4.47959896
2025	MAY	4.41087154	4.47213365
2025	APR	4.42561055	4.48707737
2025	MAR	4.42415891	4.48560556
2025	FEB	4.46385404	4.52585201
2025	JAN	4.48279532	4.54505636



MOID Board Meeting

May 19, 2026

Item 4.D. Water Rates

PROPOSED JORDAN VALLEY WATER RATES FOR 2026/2027

2025/2026 Water Usage:

- Used 2,945,000 gallons of water for the campus
 - Cost: \$13,062.16
- Used 928,000 gallons of water for the jet trucks
 - Cost \$1,907.16

	2025/2026		2026/2027		Tier Change	Rate Change
Tier 1	1 - 58	\$ 1.73	1 - 58	\$ 1.53	0.00%	-11.6%
Tier 2	59 - 147	\$ 2.78	59 - 96	\$ 3.06	58.0%	10.1%
Tier 3	148 - 339	\$ 4.75	97 - 262	\$ 4.59	13.6%	-3.4%
Tier 4	340+	\$ 6.64	263+	\$ 6.12	22.6%	-7.8%
Base Charge		\$ 8.00		\$ 8.00		0.00%

Entity Manager's Meeting

- Finance and Policies:
 - Cash Policy Adjustment
 - Move from 150-day cash reserve to 365-day cash reserve
 - Will be using 5 – 6 million next year for CIP
 - Social Security – opt-in/opt-out policy
 - Septage Hauler rate adjustment
 - Possibly increasing to \$0.11 / gallon
 - Public hearing on 5/27/26 @ 6:00 pm (note: board meeting on the 27th has been moved from 3:30 pm to 4:30 pm)
 - Geotechnical Site Services RFP due on 5/20 – Tempo Road Property
 - WFWQC Interlocal agreement needs to be renewed.
 - 5-year agreement
 - CVWRF portion is \$150,000 per year
- Regulatory:
 - Proposed PFAS Rule was presented to the DWQ board

Item 8.A.

Entity Manager's Meeting

- Project Updates/Asset Management:
 - Design Projects Update:
 - Need centrifuges installed to finish the BNR project.
 - Archer Western is behind schedule
 - B&C will issue a letter about the schedule
 - The new dewatering presses will be set in the building on 5/21.
 - The new transformer for the power system is en route
 - Digester Cover 5 is currently being erected onsite
 - May be set in place by the middle of June
 - Project Ribbon Cutting – September 2026

Item 8.A.



Item 9 Combination Jetter Truck Purchase

- Scheduled to replace the 2021 VacCon Recycler in 2027
- Replacement Truck:
 - Kaiser Premier AquaStar Water Recycler
 - 2027 will see an increase due to new emissions systems that are federally required.
 - These new systems have not been proven on vehicles used for stop-and-go service.
 - Kaiser will not give a firm price for a truck ordered in 2026 and delivered in 2027.
 - Cost \$827,841 if purchased in 2026



Item 9 Combination Jetter Truck Purchase

- **Current 2026 Budget:**
 - \$500,000 – Purchase of New CCTV Van (current estimate is \$800,000)
 - **-\$40,000** – Sale of existing CCTV Van (4165 - 2014 F350 Box Van)
- **Proposed 2027 Budget (not approved):**
 - \$1,000,000 – Purchase of new Combination Jetter Truck
 - **-\$300,000** – Sale of existing combination Jetter Truck (4168 - 2021 Western Star)
- **The Numbers:**

Current Budget							Overall Budget
Year	Vehicle	Budget	Quote	Difference	Sale	Budget Deficit / Surplus	Impact
2026	4165 CCTV	\$ 500,000.00	\$ 799,800.00	\$(299,800.00)	\$ 40,000.00	\$ (259,800.00)	
2027	4168 Jet	\$ 1,000,000.00	\$ 910,625.10	\$ 89,374.90	\$ 300,000.00	\$ 389,374.90	\$ 129,574.90
Proposed Budget							
		Budget	Quote	Difference	Sale	Budget Deficit / Surplus	
2026	4168 Jet	\$ 500,000.00	\$ 827,841.00	\$(327,841.00)	\$ 300,000.00	\$ (27,841.00)	
2027	4165 CCTV	\$ 1,000,000.00	\$ 831,792.00	\$ 168,208.00	\$ 40,000.00	\$ 208,208.00	\$ 180,367.00

Manager's Report, Personnel Review

Item 10.A.

Anniversaries in April:

- Taylor Jorgensen (1 year)



Staffing:

- Down 1 FTE in the Lines Department
 - New Staff:
 - Fernando Gody – started on April 27th
 - Tanner Colledge – stated on May 11th
 - Caleb Cloninger- started on May 18th

Item 10.B.

Manager's Report
Operation Report

CLAIM FROM ASTRO BURGER

- Received a claim for \$9,265.00 (submitted by Peters Scofield)
- Regarding sewer lateral in 3900 South
- Legal counsel has reviewed the document
- Submitted to UGLT as a claim

2026 CIPP PROJECT

- Received 3 bids on 5/18/26
- Will review bids
- Apparent Low Bid is Insituform @ \$435,582.00
- Recommendation for Approval in the June Board Meeting

Item 10.B.

Manager's Report
Operation Report

BID TABULATION MI. OLYMPUS IMPROVEMENT DISTRICT DATE: May 18, 2026 Project: 2026 CIPP Sewer Rehabilitation Projects Sheet: 1 of 1											
				Engineers Estimate		- 1 - Insituform		- 2 - Vortex		- 3 - Inliner	
ITEM	DESCRIPTION	QTY	UNIT	UNIT PRICE	TOTAL	UNIT PRICE	TOTAL	UNIT PRICE	TOTAL	UNIT PRICE	TOTAL
1	Mobilization and demobilization	1	L3	\$40,000.00	\$40,000.00	\$2,700.00	\$2,700.00	\$20,000.00	\$20,000.00	\$41,500.00	\$41,500.00
2	Traffic control	1	L3	\$20,583.02	\$20,583.02	\$22,250.00	\$22,250.00	\$15,000.00	\$15,000.00	\$19,900.00	\$19,900.00
3	Pre-construction CCTV inspection and clearing of sewer main	9,668	LF	\$1.00	\$10,538.12	\$3.00	\$29,004.00	\$1.00	\$9,668.00	\$3.00	\$29,004.00
4	Treeless repair of 8" diameter concrete sewer main	9,100	LF	\$60.50	\$549,900.00	\$35.00	\$319,500.00	\$41.00	\$373,100.00	\$49.00	\$304,000.00
5	Treeless repair of 12" diameter concrete sewer main	568	LF	\$60.50	\$37,239.00	\$40.00	\$25,800.00	\$58.00	\$32,944.00	\$51.00	\$28,960.00
6	Service lateral reconstructions	180	EA	\$24.84	\$5,805.20	\$100.00	\$27,000.00	\$80.00	\$9,000.00	\$25.00	\$4,500.00
7	Post-construction CCTV inspection	9,668	LF	\$1.00	\$10,538.12	\$1.00	\$9,668.00	\$1.00	\$9,668.00	\$1.00	\$9,668.00
Total Bid (Bids 1-7)					\$880,623.14		\$435,582.00		\$489,998.00		\$497,540.00
Alternates											
A1	Two CIPP lateral lines that have been overshot and blown into the District Main	8	EA	\$300.00	\$2,400.00	\$300.00	\$1,800.00	\$600.00	\$4,800.00	\$300.00	\$2,400.00
Start Date						8/24/2026		8/1/2026		8/15/2026	
Completion Date						10/31/2026		10/15/2026		10/31/2026	

Item 10.B.

Manager's Report
Operation Report

WALKER LANE ISSUES

- Surcharging in MH H10-2
- Found a pump discharge that is cycling into MH H10-34
- Found Infiltration into MH H10-64



- **weftec 2026 – Sept. 26 - 30, 2026, New Orleans, LA.**
 - Registration is now open.
 - Who will be attending?



Item 10.C. Manager's Report

weftec 2026